



JOINT CONGRESS OF EUROPEAN NEUROLOGY

EUROPEAN FEDERATION OF NEUROLOGICAL SOCIETIES
EUROPEAN NEUROLOGICAL SOCIETY

ISTANBUL, TURKEY, 31 MAY – 3 JUNE 2014

FINAL PROGRAMME

www.JointCongressofEuropeanNeurology.org



EFNS EUROPEAN FEDERATION OF
NEUROLOGICAL SOCIETIES

HEADOFFICE Breite Gasse 4/7
1070 Vienna, Austria

PHONE + 43 1 889 05 03
FAX + 43 1 889 05 03 13
EMAIL headoffice@efns.org
WEB www.efns.org



Peter Merian-Str. 80
P.O. Box
4002 Basel
Switzerland

HOST



Turkish Neurological Society



Printed by Bernsteiner Print Company, Vienna/Austria
Printing certified according to the
Programme for the Endorsement of Forest Certification Schemes

TABLE OF CONTENTS

2014

Co-sponsorship	II
Welcoming words	IV
About Istanbul	VI
Committees	VII
Appreciation and thanks	IX
Acknowledgements	XII
CME accreditation	XIV
General information	XV
Overview of business meetings	XXII
Paper Poster and eSession overview	XXV
Networking Programme	XXXIV
Timetable	XXXVI
Hall Plan	XL
SCIENTIFIC PROGRAMME	
Saturday, May 31, 2014	
Symposia	47
Special Session	50
Focused Workshops	51
Interactive Session	59
Practical Session	60
Oral Sessions	61
Teaching Courses	72
List of Paper Posters	81
List of ePosters	123
Opening Ceremony	152
Sunday, June 1, 2014	
Symposia	157
Focused Workshops	158
Interactive Session	166
Practical Session	167
Special Sessions	168
Tournament	171
Oral Sessions	172
Teaching Courses	185
List of Paper Posters	192
List of ePosters	234
Monday, June 2, 2014	
Symposia	261
Focused Workshops	264
Interactive Session	271
Practical Session	272
Special Session	273
Tournament	274
Oral Sessions	275
Teaching Courses	283
List of Paper Posters	293
List of ePosters	335
Tuesday, June 3, 2014	
Symposia	359
Special Session	361
Oral Sessions	362
Teaching Courses	366
List of Paper Posters	377
List of ePosters	421
Closing session	443
Satellite Symposia	447
Index of authors	461

DEAR COLLEAGUES AND FRIENDS,

This Istanbul Congress is a very special event as for both EFNS and ENS, it will be the last one. Rather than the end of a story, this is actually the beginning of a new one as during this meeting, the board of the new European Academy of Neurology (EAN) will be elected and this board will be in charge of organising the first EAN Congress in Berlin in June 2015.

The joint EFNS-ENS Congress Programme Committee has managed to combine up-to-date review lectures by leading experts, arranged in various forms including 8 symposia, 23 focused workshops, 5 special sessions, 3 practical sessions and 3 interactive sessions. The topics covered range from preclinical neuroscience to mechanisms of disease, treatment and practical training. They address practicing experienced neurologists as well as residents and therefore the programme also includes 25 teaching courses that have been classified in three levels allowing everyone to make the best selection.

Much time and space will be devoted to oral and poster presentations as a Congress like this one is alive only if delegates play an active role by communicating their own experience and research. This most importantly concerns our youngest colleagues who represent the future of European neurology and thus of the European Academy of Neurology. On behalf of both the EFNS Management Committee and of the ENS Executive Committee, we welcome them warmly.

.....

All this is in line with the traditions of both ENS and EFNS and organising an annual European general neurology Congress will also be one of the major realisations of the imminent EAN as stated in its bylaws.

We are convinced that the now unique European general neurology Congress that therefore is a multidisciplinary meeting will allow the various subfields to interact for the best of the care of our patients.

We also would like to point out that the future EAN will be an open society, open to interaction with patient organisations, with other fields of medicine, with basic neuroscience and with the other continents. In that respect, Istanbul as a location is symbolic and we welcome all our colleagues from the other parts of the world who we trust will become partners sharing our mission to promote excellence in neurology.

Gustave Moonen & Jacques De Reuck
CO-CHAIRS OF THE CONGRESS PROGRAMME COMMITTEE

ABOUT ISTANBUL

2014

ABOUT ISTANBUL

.....

Istanbul is the only city in the world built on two continents (Asia and Europe). The city has been an imperial capital for Roman, Byzantium and Ottoman Empires, all of which is reflected in the beauty of its many museums, churches, and great mosques.

Although, not the capital, Istanbul remains the heartbeat of Turkey! It is Turkey's largest city with a population of approximately 12 million. Istanbul is also at the heart of the economy of Turkey and the largest companies and banks and the main national newspapers have their headquarters in this city.

Istanbul is also the capital of art and culture with a rich tradition in opera and ballet, theatres performing Turkish and foreign plays. The city offers a huge array of important historic buildings including the Topkapi Palace, the Hagia Sophia and the Blue Mosque. It has a wealth of archaeological monuments as well as a vibrant and colourful local culture of tea gardens, taverns, and markets such as the spice bazaar and Grand Bazaar, 'the world's oldest shopping center'.

COMMITTEES**EFNS MANAGEMENT COMMITTEE****President**

Richard Hughes, *UNITED KINGDOM*

Past President

Jacques L. De Reuck, *BELGIUM*

Vice Presidents

Marianne de Visser, *THE NETHERLANDS*

Gian Luigi Lenzi, *ITALY*

Lászlo Vécsei, *HUNGARY*

Secretary General

Detlef Kömpf, *GERMANY*

Treasurer

Marianne de Visser, *THE NETHERLANDS*

Chair Congress Programme Committee:

Nils Erik Gilhus, *NORWAY*

Chair Liaison Committee:

Gunhild Waldemar, *DENMARK*

Chair Scientific Committee:

Michael Brainin, *AUSTRIA*

Chair Training and Education Committee:

Jean-Marc Léger, *FRANCE*

COMMITTEES

2014

ENS EXECUTIVE COMMITTEE

President:

Claudio Bassetti, *SWITZERLAND*

Past President:

Heinz Reichmann, *GERMANY*

Secretary General:

Gustave Moonen, *BELGIUM*

Treasurer:

Ludwig Kappos, *SWITZERLAND*

MEMBERS

Kailash Bhatia, *UNITED KINGDOM*

Hannah Cock, *UNITED KINGDOM*

Marianne Dieterich, *GERMANY*

Franz Fazekas, *AUSTRIA*

Davide Pareyson, *ITALY*

Evzen Ruzicka, *CZECH REPUBLIC*

Aksel Siva, *TURKEY*

Guido Stoll, *AUSTRIA*

José Valls-Solé, *SPAIN*

Ana Verdelho, *PORTUGAL*

CONGRESS PROGRAMME COMMITTEE:

CO-CHAIRS:

Jacques L. De Reuck, *BELGIUM*

Gustave Moonen, *BELGIUM*

Michael Brainin, *AUSTRIA*, EFNS Scientific Committee

Hannah Cock, *UNITED KINGDOM*, ENS Teaching Course Director

Nils Erik Gilhus, *NORWAY*, EFNS Congress Programme Committee

Jean-Marc Léger, *FRANCE*, EFNS Teaching Course Committee

Aksel Siva, *TURKEY*, ENS Executive Board

Guido Stoll, *GERMANY*, ENS Scientific Programme Director

Ersin Tan, *TURKEY*, Turkish Neurological Society

APPRECIATION AND THANKS

2014

We would like to thank the reviewers of the submitted abstracts for their invaluable help and assistance:

Yuri Alekseenko, *Belarus*
Ayse Altintas, *Turkey*
Corrado Angelini, *Italy*
Pasquale Annunziata, *Italy*
Fabio Antonaci, *Italy*
Zohar Argov, *Israel*
Nadine Attal, *France*
Bernhard Baier, *Germany*
Claudio Bassetti, *Switzerland*
Ronny Beer, *Austria*
Thomas Berger, *Austria*
Kailash P. Bhatia, *United Kingdom*
Bastiaan Roelof Bloem, *The Netherlands*
François Boller, *USA*
Natan Bornstein, *Israel*
Michael Brainin, *Austria*
Jean Marc Burgunder, *Switzerland*
Hannah Cock, *United Kingdom*
Giancarlo Comi, *Italy*
Francesco Corea, *Italy*
László Csiba, *Hungary*
Yves Dauvilliers, *France*
Donatella De Feo, *Italy*
Jacques L. De Reuck, *Belgium*
Marianne de Visser, *The Netherlands*
Marianne Dieterich, *Germany*
Volker Dietz, *Switzerland*
Rainer Dziewas, *Germany*
Mark Edwards, *United Kingdom*
Roelien H. Enting, *The Netherlands*
Mefküre Eraksoy, *Turkey*
Florian Ernst, *Austria*
Cristian Falup-Pecurariu, *United Kingdom*
Antonio Federico, *Italy*
Óscar Fernández Fernández, *Spain*
Julia Ferrari, *Austria*
Massimo Filippi, *Italy*
Oliver Findling, *Switzerland*
Katharina Fink, *Sweden*
Urs Fischer, *Switzerland*
Catarina Fonseca, *Portugal*
Geraint N. Fuller, *United Kingdom*

APPRECIATION AND THANKS

2014

Juan Carlos Garcia Monc6, *Spain*
Heidemarie Gast, *Switzerland*
Franz Gerstenbrand, *Austria*
Nils Erik Gilhus, *Norway*
Alison J. Green, *United Kingdom*
Colette Griffin, *United Kingdom*
Lutz Harms, *Germany*
Hans-Peter Hartung, *Germany*
Wolf-Dieter Heiss, *Germany*
David Hilton-Jones, *United Kingdom*
Max Josef Hilz, *Germany*
Ulf Kallweit, *Switzerland*
Tulay Kansu, *Turkey*
Jaap L.J. Kappelle, *The Netherlands*
Ludwig Kappos, *Switzerland*
Christopher Kennard, *United Kingdom*
Peter G. E. Kennedy, *United Kingdom*
Ahmad Khalifa, *Syria*
Michael Knoflach, *Austria*
Xenia Kobeleva, *Germany*
Peter Koehler, *The Netherlands*
Daniel Kondziella, *Denmark*
Janika K6rv, *Estonia*
Jan B.M. Kuks, *The Netherlands*
Dawn Langdon, *United Kingdom*
Nicola Latronico, *Italy*
Andrew J. Lees, *United Kingdom*
Jean-Marc L6ger, *France*
Gian Luigi Lenzi, *Italy*
Maurizio Leone, *Italy*
Irina Levchenko, *Ukraine*
Didier Leys, *France*
Rocco Liguori, *Italy*
Albert C. Ludolph, *Germany*
Antonella Macerollo, *Italy*
Karen Melham, *United Kingdom*
Patrik Michel, *Switzerland*
Tiziana Mongini, *Italy*
Gustave Moonen, *Belgium*
Eduardo Nobile-Orazio, *Italy*
Wolfgang H. Oertel, *Germany*
Cigdem 6zkara, *Turkey*
Serefnur 6zt6rk, *Turkey*
Eleftherios Papatthanasiou, *Cyprus*
Yolande A.L. Pijnenburg, *The Netherlands*

APPRECIATION AND THANKS

2014

Barbara Plecko, *Switzerland*
Werner Poewe, *Austria*
Daniela Pohl, *Canada*
Martin Rakusa, *Slovenia*
Mary M. Reilly, *United Kingdom*
Dorota Religa, *Sweden*
E. Bernd Ringelstein, *Germany*
Andrea Rossetti, *Switzerland*
Martin N. Rossor, *United Kingdom*
Rüdiger Rupp, *Germany*
Andrea Salmaggi, *Italy*
Bettina Schmitz, *Germany*
Roman Schniepp, *Germany*
Jean Schoenen, *Belgium*
Eva Schulte, *Germany*
Johann Sellner, *Austria*
Nikolina Semerdjieva, *Bulgaria*
Aksel Siva, *Turkey*
Riccardo Soffietti, *Italy*
Romain Sonnevill, *France*
Marco Spinazzi, *Belgium*
Till Sprenger, *Switzerland*
Giovanni Stevanin, *France*
Guido Stoll, *Germany*
Walter Struhal, *Austria*
Taofiki Sunmonu, *Nigeria*
Richard Sutton, *United Kingdom*
Radu Tanasescu, *Romania*
Alan J. Thompson, *United Kingdom*
Bernard Uitdehaag, *The Netherlands*
Jean-Michel Vallat, *France*
Josep Valls-Sole, *Spain*
Peter Van den Bergh, *Belgium*
Joukje van der Naalt, *The Netherlands*
Ersin Tan, *Turkey*
Edina Timea Varga, *Hungary*
Domizia Vecchio, *Italy*
László Vécsei, *Hungary*
David B. Vodusek, *Slovenia*
Joachim von Oertzen, *Austria*
Krisztina Vörös, *Germany*
Einar Wilder-Smith, *United Kingdom*
Peter Wipfler, *Austria*

ACKNOWLEDGEMENTS

2014

We wish to express our gratitude to the following companies, who, through their generosity, have helped to make this Congress possible:

PREMIUM SPONSORS



MAJOR SPONSOR



ACKNOWLEDGEMENTS

2014

SPONSORS



Science For A Better Life



GE Healthcare



For the safe and optimal use of human proteins

APPROVAL FOR CME

The Joint Congress of European Neurology is accredited by the European Accreditation Council for Continuing Medical Education (EACCME) to provide the following CME activity for medical specialists. The EACCME is an institution of the European Union of Medical Specialists (UEMS): <http://www.uems.net>.

The Joint Congress of European Neurology (Saturday, Sunday, Monday, Tuesday) is designated for a maximum of 24 hours of European external CME credits. Each medical specialist should claim only those hours of credit that he/she actually spent in the educational activity.

EACCME credits are recognised by the American Medical Association towards the Physician's Recognition Award (PRA). To convert EACCME credit to AMA PRA category 1 credit, contact the AMA.

This congress has been approved for CME by the Austrian Chamber of Physicians.

This congress has been approved for CPD by the Royal College of Physicians of London.

ATTENDANCE TRACKING REPORT

If you need an hourly report of your attendance in sessions, please approach the desk located on level B2, in order to scan your badge and record your attendance. Only participants who have recorded their attendance receive a report tracking their daily attendance at the Congress, which will be sent from the Secretariat after the Congress.

GENERAL INFORMATION

INSTRUCTIONS FOR SPEAKERS

SPEAKERS' SERVICE CENTRE/AUDIOVISUAL EQUIPMENT

The Speakers Service Centre is located close to all lecture halls on Level B2. PowerPoint presentations can be uploaded before the congress, or must be handed in via an USB compatible memory stick or via your own laptop at the SSC onsite at least **one hour** before the beginning of the session.

Speakers will have the opportunity to check their presentations on PCs available in the SSC.

ePOSTER SESSIONS

The eSessions will take place in the ePoster area (eRooms A – E) next to the Exhibition area.

All ePosters will be discussed by senior chairpersons. Therefore, authors are requested to be present at their posters during the eSessions for which their poster has been scheduled.

Please see page XXV for presentation times.

ePoster presenters do have the possibility to present their work also as a paper poster. You can find the paper version of the ePosters in the Paper Poster Area "Today's ePosters".

PAPER POSTER SESSIONS

Poster Measurements

Max. poster measurement is DIN A0:
width: 84.1 cm; height: 118.9 cm (portrait format)

Posters are to be mounted from 09.00 to 10.00 on your assigned day. Please remove your poster between 16.30 and 17.30 on your assigned day. The Organising Committee will not be responsible for posters that are not removed on time.

GENERAL INFORMATION

2014

Authors are requested to be present at their posters during the poster session for which their poster has been scheduled. At that time, poster chairpersons will be present and discuss posters selected by the Congress Programme Committee.

Please see page XXIX for presentation times of Paper Posters.

ELECTRONIC POSTERS:

All posters of persons (presenters of ePosters as well as Paper Posters) could have their posters transformed into ePosters. All posters that are provided in electronic version, can be viewed outside of the eRooms in the ePoster area next to the Exhibition. The posters will also be available as pdf on the congress website during, and if permitted by the author, after the congress.

POSTER DESK

The poster desk is located in the poster area. Material to mount your poster will be available.

VIDEO PRESENTATION

Authors who have requested a video (DVD) to accompany their poster, will have equipment with monitor at their disposal within the paper poster area.

LOCATION

Istanbul Congress Center (ICC)
Taskisla Street Harbiye
34367 Istanbul, Turkey
www.iccistanbul.com

OPENING HOURS SECRETARIAT AND REGISTRATION

The registration desk at the Congress Venue is open during the following hours:

Saturday, 31 May 2014,	07.30 – 20.00 (pre-registered participants only)
Sunday, 1 June 2014,	08.00 – 18.45
Monday, 2 June 2014,	08.00 – 18.45
Tuesday, 3 June 2014,	08.00 – 17.45

All documents included in the registration packet (congress bag, personal name badge) will be handed over to the registered participants. Onsite registration will be accepted, but receipt of all congress documents cannot be guaranteed.

INFORMATION FROM A TO Z**ABSTRACTS**

All accepted abstracts will be published as supplement to the European Journal of Neurology and Journal of Neurology. There will be no printed book available, but a CD can be picked up at the booth of the sponsor. You can find a voucher in your congress bag.

The abstracts can also be found online on www.jointcongressofoeuropeanneurology.org

ATM/CASH MACHINE

An ATM cash machine is located on Level B0 close to the Congress Secretariat. VISA and MasterCard are accepted.

ATTENDANCE TRACKING REPORT

See page XIV

BADGES

Access to all scientific events will only be possible with your personal badge which you will receive at the registration desk. All participants are requested to wear their name badge throughout the congress.

For replacement of a lost badge EUR 30 will be charged.

BUSINESS CENTRE

There is a business centre located in the lobby of the Hilton Hotel, which is close to the congress centre ICC.

Address: Hotel Hilton Istanbul Bosphorus, Cumhuriyet Cd, 34367 Istanbul, Turkey

Opening times: 07.00 – 22.00^h (including weekend)

CARING FOR THE ENVIRONMENT

Badge and bag recycling – You can leave your badge as well as your congress bag in a designated recycling box in the registration area when leaving the congress.

Green print - The print materials of this congress have been printed on paper that is PEFC approved. The PEFC is an organisation that certifies paper manufacturers which keep to sustainable forest management criteria.

Reducing print - The book of abstracts is published on a CD Rom. The final programme is printed on demand.

Recycling - As part of our efforts we try to produce less waste. We will recycle plastic, glass, cans and paper.

GENERAL INFORMATION

2014

Offset your Carbon Footprint - You can contribute to our ecological efforts by offsetting the Carbon Footprint of your travels to Istanbul. A Carbon Offset represents a reduction in emissions somewhere else. You can learn more and offset your carbon footprint at: www.carbonfund.org.

We are doing our best and there is still much to learn. We will be happy to hear your ideas; please do not hesitate to write to us at: headoffice@efns.org.

CERTIFICATE OF ATTENDANCE

You will receive an email with your personal login details for the online evaluation form on the last day of the congress (Tuesday, 3 June 2014). After completing the questionnaire you can print the certificate indicating the CME credits on the self print stations in the registration area on site or at home. If you need help onsite, please contact the hostess next to the self print station.

CLOAKROOM

A cloakroom is available at the registration area and is open during the secretariat opening hours. The cloakroom service is free of charge.

EMERGENCY PHONE NUMBERS

Fire Department	110
Ambulance Service	112
Police Department	155

European Board of Neurology Examination:

The examination will be held on 30 May 2014. Detailed information can be found on the congress website.

EXHIBITION

An extensive exhibition will be held concurrently with the congress. Exhibition opening hours are:

Saturday 31 May 2014,	10.00 – 17.00
Sunday 1 June 2014,	10.00 – 17.00
Monday 2 June 2014,	10.00 – 17.00
Tuesday 3 June 2014,	10.30 – 15.00

According to regulations of the Health Authorities, children under the age of 18 years will not be permitted to enter the exhibition area of the Congress.

HOTEL AND TRAVEL

Travel Agency
Congrex Travel Ltd.
Phone: +90 212 373 99 71 (onsite)
Email: businessstravel@congrex-switzerland.com or
hotel2014@congrex-switzerland.com

Congrex Travel is present at a desk during the meeting close to the Congress Secretariat. Staff can assist you with your hotel and flight bookings.

INSURANCE & LIABILITY

The Congress organisers and PCO cannot accept liability for personal accidents or loss of or damage to private property of participants, either during or indirectly arising from the Joint Congress of European Neurology 2014.

It is recommended that all participants are covered by personal travel insurance for their trip.

INTERNET CORNER

An internet corner is located in the exhibition area and is available to all congress participants during the opening hours of the exhibition. In this area also Wi-Fi is available.

LANGUAGE

The official language of the congress is English. No simultaneous translation will be provided.

LOST & FOUND

Please apply to the information desk.

LUNCH AND COFFEE BREAKS

Light lunch and coffee is included in the registration fee and will be served in the exhibition area as per the times indicated in the timetable.

MAIL / MESSAGES

Please apply to the information desk. A message board is available close to the Congress Secretariat.

MEDICAL ASSISTANCE

Please apply to the information desk.

GENERAL INFORMATION

2014

MOBILE PHONES

Please note that mobile phones must be switched off during all sessions.

NETWORKING LOUNGE

A networking lounge located in the exhibition area will be available for the comfort of participants, providing a quiet place to relax, work and meet up with colleagues. Working tables, a message board, and list of participants will be situated in the lounge.

POSTERS AND E-POSTERS

Please see page XV

PRESS REGISTRATION AND PRESS ROOM

A media room with wireless internet access is available to registered journalists. Press representatives must register at the secretariat showing their official press accreditation. The Press Room is located at Level B3.

PRINTING OF ABSTRACTS

The congress abstract volume will be published on a CD-Rom. If you wish to print any of the abstracts while at the congress, please look for the printing stations in the ePoster area where you can print your choice of abstracts.

QUALITY CONTROL/ EVALUATION

In order to guarantee the quality of the upcoming congresses, and to get CME certification, we have to carry out congress evaluations. Each teaching course participant should fill in a TC evaluation form and hand in after the TC.

The general evaluation of the congress will be done online. On Tuesday 3 June all participants will receive a username and password. We kindly ask you to participate.

SESSIONS

Please make sure to be in session halls on time as all sessions will begin as per schedule.

SMOKING POLICY

Smoking is prohibited at all times in the meeting halls, exhibit halls and restrooms. Your compliance is appreciated.

SPEAKERS SERVICE CENTRE (SSC)

The SSC is located at Level B2 close to all lecture halls. All speakers are kindly asked to **hand in their PowerPoint presentation at the SSC at least 1 hour before the start of their session.**

TEACHING COURSES

Please check the Scientific Programme for the scheduling of Teaching Courses. If you wish to participate, tickets may still be purchased at the Teaching Course Registration Desk for a fee of € 40, availability permitting.

TRAVEL

see "Hotel and Travel"

VENUE

The Joint Congress of European Neurology 2014 takes place at the Istanbul Congress Center in Istanbul, Turkey (www.iccistanbul.com). The Istanbul Congress Center is located near the Taksim Square and easily accessible by Bus (Harbiye Bus Stop), Metro (Osmanbey Stop – F1 Taksim-Kabataş), Metrobus, Taxi or Shared Taxi.

ADDRESS DURING THE CONFERENCE:

Istanbul Congress Center
Taşkışla Street Harbiye
34367 Istanbul, Turkey
Phone: +90 212 373 99 00
Fax: +90 212 373 99 43
E-Mail: info@iccistanbul.com
www.iccistanbul.com

WI-FI

Wi-Fi will be available free of charge around on Level B2 (lecture halls) and Level B5 (exhibition area).

OVERVIEW OF BUSINESS MEETINGS

2014

OVERVIEW OF BUSINESS MEETINGS

(in chronological order, as per date of printing)

Additional meetings reserved after the date of printing will be announced on the Message Board.

GROUP/COMMITTEE	DAY, TIME	ICC
Training & Education Committee	Saturday, 31 May 11.30-13.30	Room 3B/63
Scientific Committee	Saturday, 31 May 13.00-15.00	Room 3B/62
E-learning Committee	Saturday, 31 May 14.00-16.00	Room 3B/63
Subspecialty Scientific Panel & Task Force Chairpersons	Saturday, 31 May 15.30-17.30	Room 3B/61
CME Committee	Sunday, June 1 09:00-11:00	Room 3B/62
EJoN Editorial Board	Sunday, June 1 10.30-11.30	Room 3B/83
Election Organising Committee	Sunday, June 1 11.30-12.30	Room 3B/61
Transition Task Force	Sunday, June 1 12.30-14.00	Room 3B/61
Congress Programme Committee	Sunday, June 1 15.00-16.30	Room 3B/62
Liaison Committee	Monday, June 2 9.00-11.00	Room 3B/61
EJoN/EFNS-ENS Meeting	Monday, June 2 11.00-12.00	Room 3B/62
Neurology & Sub-Saharan Africa	Monday, June 2 11.30-12.30	Room 3B/87
EFNS-ENS/Associate Member Societies	Monday, June 2 14.00-15.00	Room 3B/88
Industrial Relations Board	Monday, June 2 15.30-16.30	Room 3B/61
EAN General Assembly	Tuesday, June 3 10.30-13.00	Hall Beylerbeyi 1/2

OVERVIEW OF BUSINESS MEETINGS

2014

OVERVIEW OF BUSINESS MEETINGS OF
SUBSPECIALTY SCIENTIFIC PANELS, TASK FORCES

(in chronological order, as per date of printing)

Additional meetings reserved after the date of printing
will be announced on the Message Board.

SUBSPECIALTY SCIENTIFIC PANEL / TASK FORCE	DAY, TIME	ISTANBUL CONGRESS CENTRE
Subspecialty Scientific Panel on Higher cortical function	Saturday, May 31 13.00-14.00	Room 3B/88
Subspecialty Scientific Panel on Neuro-ophthalmology and -otology	Saturday, May 31, 13.00-14.00	Room 3B/89
Subspecialty Scientific Panel on Neurorehabilitation	Saturday, May 31, 14.30-15.30	Room 3B/86
Subspecialty Scientific Panel on ALS and fronto-temporal dementia	Saturday, May 31, 18.00-19.00	Room 3B/89
Subspecialty Scientific Panel on Stroke	Sunday, June 1, 11.30-12.30	Room 3B/85
Subspecialty Scientific Panel on Neurotoxicology	Sunday, June 1, 11.30-12.30	Room 3B/86
Subspecialty Scientific Panel on General neurology	Sunday, June 1, 11.30-12.30	Room 3B/87
Subspecialty Scientific Panel on Muscle disorders	Sunday, June 1, 11.30-12.30	Room 3B/89
Task Force on Diagnosis and treatment of opportunistic infections of the nervous system	Sunday, June 1, 13.00-14.00	Room 3B/82
Subspecialty Scientific Panel on Neurotraumatology	Sunday, June 1, 13.00-14.00	Room 3B/83
Subspecialty Scientific Panel on Autonomic nervous system disorders	Sunday, June 1, 13.00-14.00	Room 3B/85
Subspecialty Scientific Panel on Child neurology	Sunday, June 1, 13.00-14.00	Room 3B/88
Subspecialty Scientific Panel on Neurocritical care	Sunday, June 1, 14.30-15.30	Room 3B/86
Subspecialty Scientific Panel on Headache	Sunday, June 1, 17.00-18.00	Room 3B/89
Subspecialty Scientific Panel on Neuroimaging	Sunday, June 1, 17.00-18.00	Room 3B/87

OVERVIEW OF BUSINESS MEETINGS

2014

SUBSPECIALTY SCIENTIFIC PANEL / TASK FORCE	DAY, TIME	ISTANBUL CONGRESS CENTRE
Subspecialty Scientific Panel on Epilepsy	Monday, June 2, 08.30-09.30	Room 3B/88
Subspecialty Scientific Panel on Dementia and cognitive disorders	Monday, June 2, 11.00-12.00	Room 3B/89
Subspecialty Scientific Panel on Coma and chronic disorders of consciousness	Monday, June 2, 11.30-12.30	Room 3B/83
Subspecialty Scientific Panel on Multiple sclerosis	Monday, June 2, 11.30-12.30	Room 3B/86
Subspecialty Scientific Panel on Clinical neurophysiology	Monday, June 2, 13.00-14.00	Room 3B/82
Subspecialty Scientific Panel on Neurogenetics	Monday, June 2, 13.00-14.00	Room 3B/89
Subspecialty Scientific Panel on Neuroepidemiology	Monday, June 2, 13.00-14.00	Room 3B/85
Subspecialty Scientific Panel on Translational neurology	Monday, June 2, 14.30-15.30	Room 3B/83
Subspecialty Scientific Panel on Movement disorders	Monday, June 2, 14.30-15.30	Room 3B/86
Subspecialty Scientific Panel on Sleep-wake disorders	Monday, June 2, 14.30-15.30	Room 3B/87
Subspecialty Scientific Panel on Neuropathies	Monday, June 2, 17.00-18.00	Room 3B/89
Subspecialty Scientific Panel on Neuro-oncology	Tuesday, June 3, 11.00-12.00	Room 3B/22
Subspecialty Scientific Panel on Pain	Tuesday, June 3, 11.00-12.00	Room 3B/87
Subspecialty Scientific Panel on Infectious diseases	Tuesday, June 3, 11.00-12.00	Room 3B/89

Poster authors are requested to be near their poster during the sessions.

eSession: Saturday, May 31, 2014

TOPIC	POSTER NUMBERS	CHAIRS	PAGE
eSession: 1.1		12.30–13.15	
Ageing and dementia 1 (eRoom A)	EP1101-EP1113	Ana Isabel Figueira Verdelho, <i>Portugal</i>	123
Cerebrovascular diseases 1 (eRoom B)	EP1114-EP1128	Natan Bornstein, <i>Israel</i>	125
Movement disorders 1 (eRoom C)	EP1129-EP1141	Mefküre Eraksoy, <i>Turkey</i>	128
Multiple sclerosis and related disorders 1 (eRoom D)	EP1142-EP1156	Sten Fredrikson, <i>Sweden</i>	131
Peripheral nerve disorders (eRoom E)	EP1157-EP1171	David Adams, <i>France</i>	134
eSession: 1.2		13.30–14.15	
Autonomic nervous system disorders (eRoom A)	EP1201-EP1213	Irina Velcheva, <i>Bulgaria</i>	137
Cerebrovascular diseases 2 (eRoom B)	EP1214-EP1228	Patrik Michel, <i>Switzerland</i>	139
Headache and pain 1 (eRoom C)	EP1229-EP1245	Leila Akhmadeeva, <i>Russia</i>	142
Infection and AIDS; Neurotoxicology; Education in neurology; History of neurology (eRoom D)	EP1246-EP1255	Jörg Reinhold Weber, <i>Austria</i>	145
Movement disorders 2 (eRoom E)	EP1256-EP1270	Claudia Trenkwalder, <i>Germany</i>	147

POSTER OVERVIEW

2014

Poster authors are requested to be near their poster during the sessions.

eSession: Sunday, June 1, 2014

TOPIC	POSTER NUMBERS	CHAIRS	PAGE
eSession: 2		12.30–13.15	
Cerebrovascular diseases 3 (eRoom A)	EP2101-EP2115	Demenco Inzitari, <i>Italy</i>	234
Child and developmental neurology 1 (eRoom B)	EP2116-EP2127	Antonio Federico, <i>Italy</i>	236
Multiple sclerosis and related disorders 2 (eRoom C)	EP2128-EP2141	Gilles Edan, <i>France</i>	238
Muscle and neuromuscular junction diseases (eRoom D)	EP2142-EP2155	Bjarne Udd, <i>Finland</i>	241
Neurogenetics 1 (eRoom E)	EP2156-EP2167	Ludger Schöls, <i>Germany</i>	244
eSession: 2		13.30–14.15	
Cerebrovascular diseases 4 (eRoom A)	EP2201-EP2215	Janika Kõrv, <i>Estonia</i>	246
Clinical neurophysiology (eRoom B)	EP2216-EP2231	Jan Kuks, <i>Netherlands</i>	248
Epilepsy 1 (eRoom C)	EP2232-EP2246	Matthias J. Koepp, <i>UK</i>	251
Neuroepidemiology; Neurorehabilitation (eRoom D)	EP2247-EP2261	Maurizio Leone, <i>Italy</i>	253
Spinal cord and root disorders; Peripheral nerve disorders (eRoom E)	EP2262-EP2274	Yesim Parman, <i>Turkey</i>	256

POSTER OVERVIEW

2014

Poster authors are requested to be near their poster during the sessions.

eSession: Monday, June 2, 2014

TOPIC	POSTER NUMBERS	CHAIRS	PAGE
eSession: 3			12.30–13.15
Child and developmental neurology 2 (eRoom A)	EP3101-EP3112	Nardo Nardocci, <i>Italy</i>	335
Cognitive neurology/ neuropsychology (eRoom B)	EP3113-EP3122	Sandro Sorbi, <i>Italy</i>	337
Epilepsy 2 (eRoom C)	EP3123-EP3136	Cigdem Özkara, <i>Turkey</i>	339
Neuro-oncology (eRoom D)	EP3137-EP3148	Wolfgang Grisold, <i>Austria</i>	341
Neuro-ophthalmology/ -otology (eRoom E)	EP3149-EP3162	Nese Celebisoy, <i>Turkey</i>	343
eSession: 3			13.30–14.15
Cerebrovascular diseases 5 (eRoom A)	EP3201-EP3215	Lutz Harms, <i>Germany</i>	345
Critical care & neurotraumatology (eRoom B)	EP3216-EP3227	Franz Gerstenbrand, <i>Austria</i>	347
Headache and pain 2 (eRoom C)	EP3228-EP3243	Yuri Alekseenko, <i>Belarus</i>	349
Neuroimaging (eRoom D)	EP3244-EP3261	László Csiba, <i>Hungary</i>	352
Sleep disorders (eRoom E)	EP3262-EP3274	Joan Santamaria, <i>Spain</i>	355

POSTER OVERVIEW

2014

Poster authors are requested to be near their poster during the sessions.

eSession: Tuesday, June 3, 2014

TOPIC	POSTER NUMBERS	CHAIRS	PAGE
eSession: 4			12.30–13.15
Ageing and dementia 2 (eRoom A)	EP4101-EP4112	Sokratis Papageorgiou, Greece	421
Motor neurone diseases (eRoom B)	EP4113-EP4125	Teresa Coelho, Portugal	423
Movement disorders 3 (eRoom C)	EP4126-EP4139	Angelo Antonini, Italy	425
Multiple sclerosis and related disorders 3 (eRoom D)	EP4140-EP4153	Dawn Langdon, UK	427
Neuroimmunology (eRoom E)	EP4154-EP4164	Irina Elovaara, Finland	430
eSession: 4			13.30–14.15
Cerebrovascular diseases 6 (eRoom A)	EP4201-EP4215	Serefnur Öztürk, Turkey	432
Movement disorders 4 (eRoom B)	EP4216-EP4229	Günther Deuschl, Germany	434
Multiple sclerosis and related disorders 4 (eRoom C)	EP4230-EP4243	Celia Oreja-Guevara, Spain	436
Neurogenetics 2 (eRoom D)	EP4244-EP4255	Geir Braathen, Norway	438
Neurological manifestation of systemic diseases (eRoom E)	EP4256-EP4272	Jean-Marc Léger, France (TBC)	440

Poster authors are requested to be near their poster during the sessions.

Paper Poster Session: Saturday, May 31, 2014

TOPIC	POSTER NUMBERS	CHAIRS/CO-CHAIRS	PAGE
Paper Poster Session: 1		12.30–14.15	
Ageing and dementia 1	PP1001-PP1028	François Boller, <i>United States</i> Dorota Religa, <i>Sweden</i>	81
Autonomic nervous system disorders	PP1029-PP1035	Walter Struhal, <i>Austria</i>	85
Cerebrovascular diseases 1	PP1036-PP1077	Mohamed El-Tamawy, <i>Egypt</i> Co-Chair: TBA	86
Education in neurology; History of neurology; Ethics in neurology; Neurotoxicology	PP1078-PP1096	Jera Kruja, <i>Albania</i>	92
Headache and pain 1	PP1097-PP1143	Betül Baykan, <i>Turkey</i> Till Sprenger, <i>Switzerland</i>	95
Infection and AIDS	PP1144-PP1168	Raad Shakir, <i>UK</i>	101
Movement disorders 1	PP1169-PP1215	Francesc Vallderiola, <i>Spain</i> Jean-Philippe Azulay, <i>France</i> Antonella Marcerollo, <i>Italy</i>	105
Multiple sclerosis and related disorders 1	PP1216-PP1246	Maria Pia Amato, <i>Italy</i> Oliver Findling, <i>Switzerland</i>	111
Peripheral nerve disorders 1	PP1247-PP1274	Mary Reilly, <i>UK</i> Martin Rakusa, <i>Slovenia</i>	116

POSTER OVERVIEW

2014

Poster authors are requested to be near their poster during the sessions.

Paper Poster Session: Sunday, June 1, 2014

TOPIC	POSTER NUMBERS	CHAIRS/CO-CHAIRS	PAGE
Paper Poster Session: 2		12.30–14.15	
Cerebrovascular diseases 2	PP2001-PP2016	Elena Lebedeva, <i>Russia</i>	192
Clinical neurophysiology	PP2017-PP2049	Ahmad Khalifa, <i>Syria</i> Edina Varga, <i>Hungary</i>	194
Epilepsy 1	PP2050-PP2064	Riadh Gouider, <i>Tunisia</i>	199
Multiple sclerosis and related disorders 2	PP2065-PP2164	Thomas Berger, <i>Austria</i> Domizia Vecchio, <i>Italy</i> Antonio Carotenuto, <i>Italy</i>	201
Muscle and neuromuscular junction diseases	PP2165-PP2202	Thomas Klopstock, <i>Germany</i> Xenia Kobeleva, <i>Germany</i>	217
Neuroepidemiology; Neurorehabilitation	PP2203-PP2231	Peter Veltink, <i>Netherlands</i> Katharina Fink, <i>Austria</i>	222
Peripheral nerve disorders 2	PP2232-PP2255	Vitalie Lisnic, <i>Moldova</i>	226
Spinal cord and root disorders	PP2256-PP2268	Johann Sellner, <i>Austria</i>	230

POSTER OVERVIEW

2014

Poster authors are requested to be near their poster during the sessions.

Paper Poster Session: Monday, June 2, 2014

TOPIC	POSTER NUMBERS	CHAIRS/CO-CHAIRS	PAGE
Paper Poster Session: 3		12.30–14.15	
Cerebrovascular diseases 3	PP3001-PP3034	László Sztrihai, <i>UK</i>	293
Child neurology	PP3035-PP3049	Maria Morelli, <i>Italy</i>	298
Cognitive neurology/ neuropsychology	PP3050-PP3088	Steven Laureys, <i>Belgium (TBC)</i> Daniel Kondziella, <i>Denmark</i>	300
Critical care; neurotraumatology	PP3089-PP3107	Nicola Latronico, <i>Italy</i>	306
Epilepsy 2	PP3108-PP3168	Peter Nürnberg, <i>Germany</i> Pasquale Striano, <i>Italy</i> Nasir Mirza, <i>UK</i>	309
Headache and pain 2	PP3169-PP3183	László Vécsei, <i>Hungary</i>	317
Neuroimaging	PP3184-PP3219	Christian Enzinger, <i>Austria</i> Arseni Sokolov, <i>Switzerland</i>	319
Neuro-oncology	PP3220-PP3242	John Wokke, <i>Netherlands</i>	324
Neuro-ophthalmology/ -otology	PP3243-PP3266	Christopher Kennard, <i>UK</i> Roman Schniepp, <i>Germany</i>	327
Sleep disorders	PP3267-PP3280	Ioseb Burduladze, <i>Georgia</i>	330

POSTER OVERVIEW

2014

Poster authors are requested to be near their poster during the sessions.

Paper Poster Session: Tuesday, June 3, 2014

TOPIC	POSTER NUMBERS	CHAIRS/CO-CHAIRS	PAGE
Paper Poster Session: 4			12.30–14.15
Ageing and dementia 2	PP4001-PP4028	Mostafa El-Alaoui Faris, <i>Morocco</i> Clemens Gruber, <i>Austria (TBC)</i>	377
Cerebrovascular diseases 4	PP4029-PP4086	Lüder Deecke, <i>Austria</i> Catarina Fonseca, <i>Portugal</i>	381
Motor neurone diseases	PP4087-PP4100	Pamela Shaw, <i>UK</i>	389
Movement disorders 2	PP4102-PP4147	Michel Willemsen, <i>Netherlands (TBC)</i> Jalesh Panicker, <i>UK</i> Cristian Falup-Pecurariu, <i>Romania</i>	391
Multiple sclerosis and related disorders 3	PP4148-PP4189	Pasquale Annunziata, <i>Italy</i> Giulia Mallucci, <i>UK</i>	398
Neurogenetics	PP4190-PP4219	Christine Klein, <i>Germany</i> Sabrina Sacconi, <i>France (TBC)</i>	405
Neuroimmunology	PP4220-PP4252	Ayse Altintas, <i>Turkey</i> Donatella de Feo, <i>Italy (TBC)</i>	410
Neurological manifestation of systemic diseases	PP4253-PP4277	Geraint Fuller, <i>UK</i> Raffaele Nardone, <i>Italy</i>	415



BOOKING YOUR OWN CONFERENCE TRAVEL IS EASY AS ABC

WITH THE GLOBAL
ONLINE BOOKING TOOL
FROM STAR ALLIANCE
CONVENTIONS PLUS

No matter where you are travelling from, the Star Alliance™ network offers you a wide choice of flights to the Joint Congress of Neurology - ENS EFNS 2014 in Istanbul, Turkey.

And with over 18,000 flights a day to 1,269 destinations across 193 countries, our 26 member airlines extend the same choice to any future conferences you are planning to attend.

You can also save money when you book your flights. Simply quote the Convention Code TK16S14 and you plus one travelling companion will receive a special discount. Better still, no matter which Star Alliance member airline's frequent flyer programme you belong to, you can earn and redeem miles across all 26 airlines.

For more information, or to join the airline network that offers you more choice wherever your conferences take you, simply go to www.staralliance.com/conventionsplus

www.staralliance.com

Information correct as of 04/2014

STAR ALLIANCE
THE WAY THE EARTH CONNECTS



OFFICIAL NETWORKING PROGRAMME

2014

OPENING CEREMONY

Saturday, May 31, 2014, starting at 19.30h.

As every year the Opening Ceremony will welcome all participants to this unique congress on Saturday, May 31, 2014 – Harbiye Hall – 18.30 – 19.30^h followed by an opening reception.

PROGRAMME

Claudio Bassetti, *ENS President* & Richard Hughes, *EFNS President*
Ersin Tan, *Turkish Neurological Society*
Jacques De Reuck & Gustave Moonen,
Co-chairs Congress Programme Committee

ENTERTAINMENT

*All participants and exhibitors are invited to the reception.
Please wear your badge.*

NETWORKING EVENT AT 1001 DIREK CISTERN

Monday, June 2, 2014, starting at 19.30h.

The Networking Event will be held at the spectacular 1001 Direk Cistern in Istanbul. <http://www.binbirdirek.com/>

The Binbirdirek Cistern is a man-made subterranean reservoir in Istanbul and was constructed under a palace, often identified as the Palace of Antiochos in the 5th century. The reservoir has a surface area of 3,640m², storing 40,000m³ of water. The 224 columns, each 14 to 15 meters tall, are made of marble from nearby Marmara Island.

Join this exciting event and use the opportunity to network with your friends and colleagues.

The 1001 Direk Cistern welcomes you to a place out of Arabian Nights.

Tickets are EUR 80 per person, EUR 65 for Juniors (under 35 years of age)

Registration:

The number of tickets is limited. Tickets will be distributed on 'first come, first serve' basis, at the registration desk.

CLOSING SESSION

Tuesday, June 3, 2014

- 17:00 Closing session – Beyazit Hall
- Investigator Award
 - Uschi Tschabitscher Prize for Young Neurologists
 - P.K. Thomas Prize
 - Presentation of the First Congress of European Academy of Neurology in Berlin, Germany, 2015
 - Inauguration speech by the President of the European Academy of Neurology

Followed by Farewell Networking Reception

HARBİYE HALL	BEYAZIT HALL	EMİRCAN 1/2	ÜSKÜDAR HALL 2	CAMLICA	BEYLERBEYİ 1/2	ÜSKÜDAR HALL 1	ÜSKÜDAR HALL 3	MACKA HALL	HAMİDYE	YILDIZ 1	EXHIBITION / POSTER
Sy 08:30-10:30 Symposium 1 Post-stroke dementia	Sy 08:30-10:30 Symposium 2 Status epilepticus	Sy 08:30-10:30 Symposium 3 Peripheral neuropathies: present and future	FW 11:00-12:30 Focused WS 3 Embolism to the brain – a preventable and treatable entity	FW 11:00-12:30 Focused WS 4 Advances in restless legs syndrome (RLS)	IS 11:00-12:30 Interactive Session 1 Paroxysmal events	FW 11:00-12:30 Focused WS 6 Frontotemporal degeneration and motor neurone disease		FW 11:00-12:30 Focused WS 8 Neuroimaging of language	SpS 11:00-12:30 Special Session EFNA/FFNS/ENS Awareness session	PrS 11:00-12:30 Practical Session 1 Transcranial magnetic stimulation	10:00-17:00 Exhibition
FW 11:00-12:30 Focused WS 5 Misfolded proteins in diagnosis and monitoring of neurodegenerative diseases	FW 11:00-12:30 Focused WS 2 Neuromuscular disorders: imaging, gender and carrier issues	FW 11:00-12:30 Focused WS 1 Recent advances in multiple sclerosis research	FW 11:00-12:30 Focused WS 2 Neuromuscular disorders: imaging, gender and carrier issues	FW 11:00-12:30 Focused WS 4 Advances in restless legs syndrome (RLS)	IS 11:00-12:30 Interactive Session 1 Paroxysmal events	FW 11:00-12:30 Focused WS 6 Frontotemporal degeneration and motor neurone disease		FW 11:00-12:30 Focused WS 8 Neuroimaging of language	SpS 11:00-12:30 Special Session EFNA/FFNS/ENS Awareness session	PrS 11:00-12:30 Practical Session 1 Transcranial magnetic stimulation	
12:30-14:15 Biogen Changing prospects in MS											12:30-14:15 Paper Poster Session 1 12:30-13:15 eSession 1.1 13:30-14:15 eSession 1.2
TC 14:45-16:15 Teaching Course 1 Update on acute stroke treatment Level 1	OS 14:45-16:15 Oral Session 1.1 Multiple sclerosis and related disorders 1	OS 14:45-16:15 Oral Session 1.1 Ageing and dementia 1	TC 14:45-16:15 Teaching Course 2 Therapy in neurology Level 2	TC 14:45-16:15 Teaching Course 3 Diagnosis and treatment of the dizzy patient Level 1-2	TC 14:45-16:15 Teaching Course 4 Traumatic brain injury Level 2	TC 14:45-16:15 Teaching Course 5 Treatment challenges in emergency neurology Level 3	TC 14:45-16:15 Teaching Course 6 Identification and evaluation of epilepsy surgery candidates Level 2	OS 14:45-16:15 Oral Session 1.1 Cognitive neurology	OS 14:45-16:15 Oral Session 1.1 Neuro-rehabilitation 1	OS 14:45-16:15 Oral Session 1.1 Sleep disorders	
(cont.)	OS 16:45-18:15 Oral session 1.2 Movement disorders 1	OS 16:45-18:15 Oral Session 1.2 Ageing and dementia 2	(cont.)	(cont.)	(cont.)	(cont.)	(cont.)	OS 16:45-18:15 Oral Session 1.2 Neuroimaging	OS 16:45-18:15 Oral Session 1.2 Muscle and neuromuscular junction diseases	OS 16:45-18:15 Oral Session 1.2 Neuro-oncology: neurotraumatology	
12:30-14:45 Lunch break											
16:15-16:45 Coffee break											
18:30 – 21:00 Opening Ceremony + Welcome Reception											

TIMETABLE SUNDAY, JUNE 1, 2014

2014

HARBIVE HALL	BEYAZIT HALL	EMIRGAN 1/2	ÜSKÜDAR HALL 2	CAMUÇA	BEYLERBEYİ 1/2	ÜSKÜDAR HALL 1	ÜSKÜDAR HALL 3	MACKA HALL	HAMIDIYE	YILDIZ 1	EXHIBITION / POSTER
<p>PS 08:30-10:30 Plenary Symposium - Hot topics in neurosciences</p>											<p>10.00-17.00 Exhibition</p>
10:30-11:00 Coffee break											
<p>FW 11.00-12.30 Focused WS 12 New generation genetic techniques change diagnostic approach in clinical practice</p>	<p>FW 11.00-12.30 Focused WS 9 Update on atypical Parkinson's disease</p>	<p>Sps 11.00-12.30 Special Session New European Guidelines</p>	<p>FW 11.00-12.30 Focused WS 10 Ischemic stroke: a thrombo-inflammatory disorder?</p>	<p>FW 11.00-12.30 Impact of technology in neurorehabilitation of stroke and spinal cord injured subjects</p>	<p>IS 11.00-12.30 Interactive Session 2 Movement disorders</p>	<p>FW 11.00-12.30 Focused WS 13 Neuromyelitis optica (NMO) today</p>	<p>FW 11.00-12.30 Biomarkers in neuro-immunology</p>	<p>FW 11.00-12.30 Focused WS 15 Nerve and muscle imaging</p>	<p>FW 11.00-12.30 Focused WS 16 Narcolepsy update</p>	<p>Pfs 11.00-12.30 Practical Session 2 Electromyography and nerve conduction studies</p>	<p>12.30-14.15 Paper Poster Session 2 12.30-13.15 eSession 2.1 13.30-14.15 eSession 2.2</p>
12:30-14:45 Lunch break											
			<p>Sas 13.00-14.30 GF Healthcare Integrating imaging for the improved management of dementia & PD</p>	<p>Sas 13.00-14.30 Britannia Emerging evidence & treatment strategies for delayed on & off periods in PD</p>	<p>Sps 13.00-14.30 Special Session European Research Council</p>	<p>Sas 13.00-14.30 Actelion Niemann-Pick disease type C</p>	<p>Sps 13.30-14.30 Special Session EAWNT session</p>				
	<p>(cont.)</p>	<p>(cont.)</p>	<p>(cont.)</p>	<p>(cont.)</p>	<p>(cont.)</p>	<p>(cont.)</p>	<p>(cont.)</p>	<p>(cont.)</p>	<p>OS 14.45-16.15 Oral Session 2.1 Movement disorders 2</p>	<p>OS 14.45-16.15 Oral Session 2.1 Clinical neurophysiology</p>	
	<p>(cont.)</p>	<p>(cont.)</p>	<p>(cont.)</p>	<p>(cont.)</p>	<p>TC 14.45-18.15 Teaching Course 8 Symptom and disability management in multiple sclerosis Level 2</p>	<p>TC 14.45-18.15 Teaching Course 10 What the adult neurologist needs to know about paediatric neurology Level 1</p>	<p>OS 14.45-16.15 Oral Session 2.1 Multiple sclerosis and related disorders 2</p>	<p>TC 14.45-18.15 Teaching Course 12 Neuro-urology and neuro-sexology Level 2</p>	<p>OS 14.45-16.15 Oral Session 2.1 Headache and pain</p>		
	<p>(cont.)</p>	<p>(cont.)</p>	<p>(cont.)</p>	<p>(cont.)</p>	<p>(cont.)</p>	<p>(cont.)</p>	<p>(cont.)</p>	<p>(cont.)</p>	<p>OS 16.45-18.15 Oral Session 2.2 Motor neurone diseases</p>	<p>OS 16.45-18.15 Oral Session 2.2 Neuroimmunology</p>	
<p>Sas 18.30-20.00 Novartis time for change: evolution of real-world evidence outcome measures in MS</p>				<p>Sas 18.30-20.00 Excited: Dysimmune neuropathies - from pathogenesis to treatment</p>							

KEY: **FW** | Focused Workshop | **Pfs** | Practical Session | **TC** | Teaching Course
IS | Interactive Session | **Sas** | Satellite Symposium | **T** | Tournament
HS | Highlight Session | **Sps** | Special Session | **NE** | Networking Events
OS | Oral Session | **Sy** | Symposium | **PS** | Plenary Symposium



TIMETABLE MONDAY, JUNE 2, 2014

2014

HARBIVE HALL	BEYAZIT HALL	EMIRGAN 1/2	ÜSKÜDAR HALL 2	CAMLICA	BEYLERBEYI 1/2	ÜSKÜDAR HALL 1	ÜSKÜDAR HALL 3	MACKA HALL	HAMIDIYE	EXHIBITION / POSTER
Sy 08:30-10:30 Symposium 4 Alzheimer prevention and uncommon causes of dementia	Sy 08:30-10:30 Symposium 5 Multiple sclerosis: an unmet need	Sy 08:30-10:30 Symposium 6 Evolving concepts in movement disorders								10.00-17.00 Exhibition
Sps 11.00-12.30 Special Session European Basal Ganglia Club	FW 11.00-12.30 Focused WS 17 Cognition in multiple sclerosis	FW 11.00-12.30 Focused WS 18 Stroke in early life - diagnostic and therapeutic challenges	FW 11.00-12.30 Focused WS 19 Reflex epilepsies: one of our hidden ways to understand epileptogenesis	FW 11.00-12.30 Focused WS 20 Channelopathies affecting the peripheral nervous system	IS 11.00-12.30 Interactive Session My most difficult cases: diagnosis and treatment	FW 11.00-12.30 Focused WS 21 Strategies to improve the outcome of CNS infections and autoimmune encephalitis	FW 11.00-12.30 Focused WS 22 Theapeutic approaches in neurodegeneration with brain iron accumulation (NBIA)	PrS 11.00-12.30 Practical Session 3 New trends in neuroscience with practical demonstrations	FW 11.00-12.30 Focused WS 23 Toxic neuropathies: which are real, which are myths?	12.30-14.15 Paper Poster Session 3 12.30-13.15 eSession 3.1 13.30-14.15 eSession 3.2
10:30-11:00 Coffee break										
12:30-14:45 Lunch break										
SsS 13.00 - 14.30 H. Lundbeck A/S: Optimising PD pharmacotherapy	SsS 13.00 - 14.30 Genzyme The evolving MS landscape	SsS 13.00 - 14.30 Novartis How to treat AD today	SsS 13.00 - 14.30 Novartis How to treat AD today	SsS 13.00 - 14.30 Kedion IVIG in the treatment of CIDP						
TC 14.45-18.15 Teaching Course 13 Movement disorders phenomenology Level 1	TC 14.45-18.15 Teaching Course 14 Case-based decision making in multiple sclerosis Level 1-2	OS 14.45-16.15 Oral Session 3.1 Cerebrovascular diseases 1	OS 14.45-16.15 Oral Session 3.1 Cerebrovascular diseases 1	TC 14.45-18.15 Teaching Course 16 Cardiology for neurologists Level 1-2	TC 14.45-18.15 Teaching Course 17 Neurocritical care Level 2	TC 14.45-18.15 Teaching Course 18 Pitfalls in the diagnosis of epilepsy Level 1	T 14.45-16.15 Tournament clinical - Uschi Tschabitscher Prize	OS 14.45-16.15 Oral Session 3.1 Neurorehabilitation 2	OS 14.45-16.15 Oral Session 3.1 Peripheral nerve disorders	
(cont.)	(cont.)	OS 16.45-18.15 Oral Session 3.2 Epilepsy 2	(cont.)	(cont.)	(cont.)	(cont.)	OS 16.45-18.15 Oral Session 3.2 Autonomic nervous system	OS 16.45-18.15 Oral Session 3.2 Neurogenetics	OS 16.45-18.15 Oral Session 3.2 Infection and AIDS	
16:15-16:45 Coffee break										
(cont.)	(cont.)	(cont.)	(cont.)	(cont.)	(cont.)	(cont.)	(cont.)	(cont.)	(cont.)	
SsS 18.30-20.00 Merck-Serono Connecting with MS patients										



TIMETABLE TUESDAY, JUNE 3, 2014

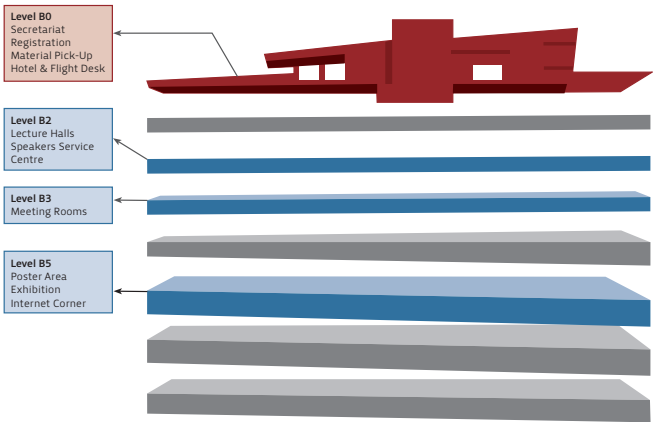
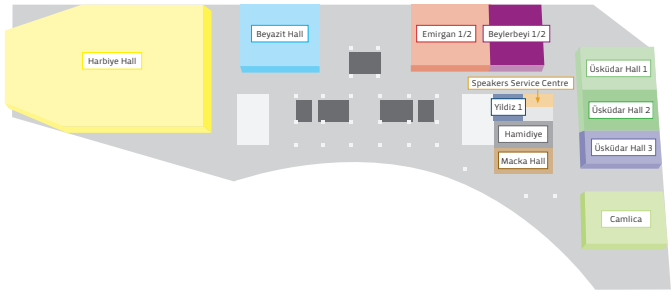
2014

HARBİYE HALL	BEYAZIT HALL	EMİRCAN I/2	ÜSKÜDAR HALL 2	CAMLICA	BEYLERBEY I/2	ÜSKÜDAR HALL 1	ÜSKÜDAR HALL 3	MACKA HALL	HAMİDİYE	EXHIBITION / POSTER
Sy 08.30-10.30 Symposium 7 Headaches: an update on neurobiology, genetics and management	Sy 08.30-10.30 Symposium 8 New therapeutics on the horizon									10.00-15.00 Exhibition
10:30-11:00 Coffee break										
				TC 11.00-14.30 Teaching Course 21 Diagnosis and treatment of headache Level 2	10.30-13.00 General Assembly Founding of EAN				TC 11.00-14.30 Teaching Course 22 Acute central nervous system infections Level 2	
12:30-14:45 Lunch break										
SPS 13.15-14.45 Highlights session	OS 13.15-14.45 Oral Session 4.1 Cerebrovascular diseases 2	TC 13.15-16.45 Teaching Course 19 Recent advances in the diagnosis of Parkinsonian syndromes Level 3	TC 13.15-16.45 Teaching Course 20 Neuro-ophthalmology Level 2	(cont.)		TC 13.15-16.45 Teaching Course 23 New advances in the diagnosis of neurophthalmics Level 2	TC 13.15-16.45 Teaching Course 24 Therapy in neurology II Level 2	TC 13.15-16.45 Clinical approach to cognitive deterioration and dementia Level 1	(cont.)	12.30-14.15 Paper Poster Session 4 12.30-13.15 e-session 3.1 13.30-14.15 e-session 3.2
14:45-15:15 Coffee break										
SPS 15.00-16:30 Special Session: EFNS/ENS and PAUNS (Mediterranean session)	OS 15.15-16.45 Oral Session 4.2 Multiple sclerosis and related disorders 3	(cont.)	(cont.)	(cont.)		(cont.)	(cont.)	(cont.)	(cont.)	
		NE 17.00-17.30 Closing session								
KEY: FW Focused Workshop IS Interactive Session OS Oral Session PrS Practical Session SAs Satellite Symposium SpS Special Session Sy Symposium TC Teaching Course T Tournament NE Networking Events PS Plenary Symposium										



HALL PLAN

2014





International Parkinson and
Movement Disorder Society

SAVE THE DATE

WWW.MDSCONGRESS2015.ORG

IMPORTANT DATES

OCTOBER 1, 2014
Abstract Submission Opens

DECEMBER 3, 2014
Registration Opens

JANUARY 5, 2015
Abstract Submission Closes

APRIL 17, 2015
Early Registration Deadline

MAY 15, 2015
Final Pre-Registration Deadline

JUNE 14-18, 2015
19th International Congress of Parkinson's
Disease and Movement Disorders

19TH INTERNATIONAL CONGRESS
OF PARKINSON'S DISEASE
AND MOVEMENT DISORDERS

JUNE 14-18
2015
SAN DIEGO, CA, USA



SCIENTIFIC PROGRAMME

ISTANBUL, TURKEY, 31 MAY – 3 JUNE, 2014

SATURDAY, MAY 31, 2014

SESSIONS

www.neurowoche2014.org



neuro woche 2014

köpfe
impulse
potenziale

87. Kongress der Deutschen
Gesellschaft für Neurologie

40. Jahrestagung der
Gesellschaft für Neuropädiatrie

59. Jahrestagung der Deutschen
Gesellschaft für Neuro-
pathologie und Neuroanatomie

zusammen mit

Deutsche Gesellschaft für
Neurochirurgie

Deutsche Gesellschaft für
Neuroradiologie

München
15.–19.09.2014

Veranstalter

Deutsche Gesellschaft für
Neurologie e.V.
www.dgn.org

Gesamtorganisation

DGN Dienstleistungs-
gesellschaft mbH
Tel.: +49 (0)30-531 43 79 30
Fax: +49 (0)30-531 43 79 39
kongress@dgn.org

Veranstaltungsort

ICM –
Internationales Congress
Center München
Am Messensee 6
81829 München
www.icm-muenchen.de

SYMPOSIUM 1: POST-STROKE DEMENTIA

CHAIRPERSONS:

WOLF-DIETER HEISS, COLOGNE, GERMANY

GIAN LUIGI LENZI, ROME, ITALY

Incidence and development of cognitive impairment after stroke <i>Didier Leys, LILLE, FRANCE</i>	08:30
Amyloid, ischemia and inflammation in post-stroke dementia <i>Vladimir Hachinski, LONDON, CANADA</i>	09:00
Imaging morphologic, metabolic and molecular changes responsible for post-stroke dementia <i>Wolf-Dieter Heiss, COLOGNE, GERMANY</i>	09:30
Therapeutic concepts to prevent or ameliorate cognitive impairment after stroke <i>Domenico Inzitari, FLORENCE, ITALY</i>	10:00

SATURDAY, MAY 31, 2014

08:30-10:30

SYMPOSIUM 2: STATUS EPILEPTICUS

CHAIRPERSONS:

HANNAH R. COCK, LONDON, UNITED KINGDOM

JOACHIM VON OERTZEN, LINZ, AUSTRIA

Definitions, epidemiology & outcome <i>Eugen Trinka, SALZBURG, AUSTRIA</i>	08:30
Pharmacotherapy: initial & established status epilepticus <i>Hannah R. Cock, LONDON, UNITED KINGDOM</i>	09:00
Immunity & inflammation in status epilepticus <i>Margitta Seeck, GENEVA, SWITZERLAND</i>	09:30
Refractory & super-refractory status epilepticus (ICU management) <i>Andrea Rossetti, LAUSANNE, SWITZERLAND</i>	10:00

SYMPOSIUM 3: PERIPHERAL NEUROPATHIES: PRESENT AND FUTURE

CHAIRPERSONS:*PIETER A. VAN DOORN, ROTTERDAM, NETHERLANDS**PETER VAN DEN BERGH, BRUSSELS, BELGIUM*

Genetic neuropathies: chances for treatment <i>Rudolf Martini, WÜRZBURG, GERMANY</i>	08:30
Diagnosis and treatment of diabetic neuropathy: Can we do better? <i>Rayaz A. Malik, MANCHESTER, UNITED KINGDOM</i>	09:00
Immune-mediated neuropathies: how to optimise treatment? <i>Pieter A. van Doorn, ROTTERDAM, NETHERLANDS</i>	09:30
Amyloid neuropathies: treatment <i>David Adams, LE KREMLIN BICETRE, FRANCE</i>	10:00

SATURDAY, MAY 31, 2014

08:30-10:00

SPECIAL SESSION: PATIENT'S DAY STROKE AND MULTIPLE SCLEROSIS

CONVENOR:

SEREFNUR ÖZTÜRK, KONYA, TURKEY

ESEN SAKA, ISTANBUL, TURKEY

Improving doctor – patient communication

Serefnur Öztürk, KONYA, TURKEY

Video: Hope...

Murat Terzi, SAMSUN, TURKEY

Communication after neurological diseases – the neurologist perspective

Ufuk Ergun, ANKARA, TURKEY

Post-stroke aphasia

Ersin Sinay, ISTANBUL, TURKEY

Role/play cases (communication difficulties and solutions)

Followed by an interactive panel and audience discussion/ debate

Co-chaired by Rana Karabudak, Serefnur Ozturk, and Nominee of the moderators of the patient associations.

The aspects of the relationship between patients and physicians are changing due to the knowledge age. Internet and media is full of data and provide mostly unreliable information. How can patients find out what to believe and what can we do to find out their needs? The problem may only be solved with correct communication. This session aims to point out the needs of patients and to improve the patient-doctor communication. The main topics will be dealing with MS and stroke. The patient society representatives will have the opportunity to describe their needs to have a better medical care and quality of life and the neurologists will have the opportunity to enlighten the recent developments. Thus, physicians and patients will find ways to communicate and work together.

SATURDAY, MAY 31, 2014

11:00-12:30

**FOCUSED WORKSHOP 1:
RECENT ADVANCES IN MULTIPLE
SCLEROSIS RESEARCH****CHAIRPERSON:**

PER SOELBERG SORENSEN, STOCKHOLM, SWEDEN

News in gene-environment interactions	11:00
<i>Tomas Olsson, STOCKHOLM, SWEDEN</i>	
Therapeutic antibodies in the treatment of MS	11:30
<i>Per Soelberg Sorensen, STOCKHOLM, SWEDEN</i>	
How stem cells speak with immune cells	12:00
<i>Stefano Pluchino, CAMBRIDGE, UNITED KINGDOM</i>	

SATURDAY, MAY 31, 2014

11:00-12:30

**FOCUSED WORKSHOP 2:
NEUROMUSCULAR DISORDERS:
IMAGING, GENDER AND CARRIER ISSUES****CHAIRPERSONS:**

JORDI DIAZ-MANERA, BARCELONA, SPAIN

CORRADO ANGELINI, PADOVA, ITALY

MRI studies on limb girdle muscle dystrophies	11:00
<i>Jordi Diaz-Manera, BARCELONA, SPAIN</i>	
Influence of gender in muscle disorders	11:30
<i>Tiziana Mongini, TURIN, ITALY</i>	
Myopathies and cancer	12:00
<i>Marianne de Visser, AMSTERDAM, NETHERLANDS</i>	

This workshop will address three topics in diagnosis and treatment of neuromuscular disorders. MRI imaging is a powerful technique both for diagnosis and follow up of a number of disorders, gender seems to influence the time of onset and severity of several myopathies, also many disorders can develop before or after a cancer. The influence of these factors will be illustrated as well as the importance of early diagnosis.

**FOCUSED WORKSHOP 3:
EMBOLISM TO THE BRAIN – A PREVENTABLE
AND TREATABLE ENTITY – EUROPEAN
STROKE ORGANISATION (ESO)/EFNS/ENS
JOINT FOCUSED WORKSHOP****CHAIRPERSON:***MICHAEL BRAININ, KREMS, AUSTRIA*

High and medium risk sources of cardiac embolism to the brain	11:00
<i>Patrik Michel, LAUSANNE, SWITZERLAND</i>	
Complications of large cerebral artery strokes	11:30
<i>Michael Brainin, KREMS, AUSTRIA</i>	
Therapy of large cerebral artery strokes	12:00
<i>Christian Stapf, PARIS, FRANCE</i>	

This workshop is focused on the clinical problems and treatment of embolism to the large arteries of the brain. Due to the rising prevalence of embolic sources in the elderly population this is a frequent and often severe problem in acute management. The associated risks stratification will be presented as well as an overview of the clinical syndromes and frequent complications involve. The recent data from cardio embolic stroke studies and registries will be reviewed and acute management options will be discussed.

SATURDAY, MAY 31, 2014

11:00-12:30

**FOCUSED WORKSHOP 4:
ADVANCES IN RESTLESS LEGS SYNDROME
(RLS)****CHAIRPERSON:**

ULF KALLWEIT, ZÜRICH, SWITZERLAND

RLS and cardiovascular disorders <i>Ulf Kallweit, ZÜRICH, SWITZERLAND</i>	11:00
RLS and associated conditions <i>Joan Santamaria, BARCELONA, SPAIN</i>	11:30
Treatment: current advances <i>Claudia Trenkwalder, KASSEL, GERMANY</i>	12:00

The purpose of this focused workshop is to give a comprehensive overview on latest advances in restless legs syndrome (RLS).

After joining this workshop you will be familiar with the pathogenesis and presentation of RLS, the relationship between RLS and cardiovascular disease, RLS and different associated conditions (e.g. parkinsonism), and current treatment options for RLS.

FOCUSED WORKSHOP 5: MISFOLDED PROTEINS IN DIAGNOSIS AND MONITORING OF NEURODEGENERATIVE DISEASES

CHAIRPERSON:*WIEP SCHEPER, AMSTERDAM, NETHERLANDS*

Misfolded proteins in the diagnosis of Creutzfeldt-Jakob disease <i>Alison J. Green, EDINBURGH, UNITED KINGDOM</i>	11:00
Misfolded proteins in Parkinson's disease <i>Tiago Fleming Outeiro, GÖTTINGEN, GERMANY</i>	11:30
Misfolded proteins in Alzheimer's disease <i>Wiep Scheper, AMSTERDAM, NETHERLANDS</i>	12:00

In the last decade, there has been accumulating data that misfolded proteins may play a main role in the pathogenesis of several neurodegenerative diseases. The aim of this workshop is dealing with an update on the misfolded proteins involved in the pathogenesis of neurodegenerative diseases including Parkinson's disease, Creutzfeldt-Jakob disease and Alzheimer's disease. Particular attention will be paid to highlight the findings on the use of these proteins as surrogate markers in the diagnosis and monitoring of the clinical outcome and response to treatment of these disorders.

SATURDAY, MAY 31, 2014

11:00-12:30

FOCUSED WORKSHOP 6: FRONTOTEMPORAL DEGENERATION AND MOTOR NEURONE DISEASE

CHAIRPERSON:

PAMELA J. SHAW, SHEFFIELD, UNITED KINGDOM

Frontotemporal degeneration in ALS – clinical variants and limits <i>Albert J. Ludolph, ULM, GERMANY</i>	11:00
The neuropathology and genetics of degeneration of the frontal lobe <i>Pamela J. Shaw, SHEFFIELD, UNITED KINGDOM</i>	11:30
FTLD and ALS: diagnosis, biomarkers and therapeutic approaches <i>Orla Hardiman, DUBLIN, IRELAND</i>	12:00

This clinically-oriented workshop has the following objectives:

- To discuss the clinical spectrum of frontotemporal dementias (FTDs) and their historical relation to motor neuron diseases (MNDs) which is well-known since the late 19th century. Epidemiology, clinical overlaps and differences of MNDs and FTDs will be delineated.
- It will be shown that recent neuropathological and genetic results confirmed this clinical knowledge, include the identification of molecular neuropathological markers and relevant genes for MNDs and FTDs and their combinations.
- To describe the current therapeutic strategies for both diseases and future opportunities based on the development of novel clinical and molecular concepts.

FOCUSED WORKSHOP 8: NEUROIMAGING OF LANGUAGE

CHAIRPERSON:*MASSIMO FILIPPI, MILAN, ITALY*

Imaging language dysfunction in children	11:00
<i>Franck Ramus, PARIS, FRANCE</i>	
Imaging aphasia in stroke patients	11:30
<i>Argye B. Hillis, BALTIMORE, UNITED STATES</i>	
Imaging aphasia in dementia patients	12:00
<i>Massimo Filippi, MILAN, ITALY</i>	

Current theories on brain organisation suggest that cognitive functions, such as language, are organised as distributed, segregated, and overlapped brain networks. The availability of advanced neuroimaging techniques enables the in vivo study of the brain at a system level. This is changing the classical understanding of the architecture of the language network as well as the pathophysiology of language disturbances. The goal of this focused workshop is to provide a clinical overview and a practical guidance in the diagnostic work up of language disorders in children and adults using neuroimaging techniques. First, participants will learn about the imaging findings to understand normal language functions in healthy subjects. Then, the course will address critical issues in the use of neuroimaging to diagnose and manage language disturbances in neurological conditions affecting both children and adults.

SATURDAY, MAY 31, 2014

11:00-12:30

**SPECIAL SESSION:
EFNS/ENS/EFNA AWARENESS SESSION:
BRAIN DISORDERS: THE COMMUNICATION
CHALLENGE – FOCUS ON TRAUMATIC BRAIN
INJURY**

organised by the European Federation of Neurological Associations

The communication challenge

Audrey Craven

President, European Federation of Neurological Associations
(EFNA)

Video: From God to Guide

Bas Bloem, Consultant Neurologist

Case Study: Communication after traumatic brain Injury

The Neurologist Perspective:

Nikolaus Steinhoff, Neurologist

The Patient Perspective:

Sigrid Kundela, Traumatic Brain Injury patient

Interactive Panel and Audience Discussion/Debate

Audrey Craven

Communicating effectively with those affected by brain disorders can be challenging. Certain brain disorders restrict the ability of the patient to communicate, listen and absorb information. This session will take the format of an interactive workshop focussing on how the neurologist can overcome the obstacles to effective communication during consultation, and will include role-plays and the presentation of disease specific case-studies from both the physician and patient perspective. Attendees should leave this session with a greater understanding of the needs of patients and the skills required to communicate and engage in an active and effective manner.



INTERACTIVE SESSION 1: PAROXYSMAL EVENTS

CHAIRPERSON:

CLAUDIO BASSETTI, BERN, SWITZERLAND

Case presentation 1 <i>Evzen Ruzicka</i> , PRAGUE, CZECH REPUBLIC	11:00
Case presentation 2 <i>Kailash P. Bhatia</i> , LONDON, UNITED KINGDOM	11:30
Case presentation 3 <i>Claudio Bassetti</i> , BERN, SWITZERLAND	12:00

SATURDAY, MAY 31, 2014

11:00-12:30

PRACTICAL SESSION 1: TRANSCRANIAL MAGNETIC STIMULATION

CHAIRPERSON:

JOSEPH CLAßEN, LEIPZIG, GERMANY

Transcranial magnetic stimulation

11:00

Joseph Claßen, LEIPZIG, GERMANY

The practical teaching course on magnetic stimulation will provide an opportunity for learning of the basic principles, standards of use, and potential applications of TMS in clinical neurophysiology and neurology. At the end of the course, participants will have learned how to determine motor threshold, how to record motor evoked potentials, how to determine central motor latency, how to conduct silent period assessments, measurements of input-output curves, how to perform paired-pulse TMS studies, and how to safely apply repetitive TMS. Participants will also learn how to interpret findings of TMS studies.

Up to 50 persons, early registration is recommended!

ORAL SESSION 1.1: AGEING AND DEMENTIA 1

CHAIRPERSONS:

REINHOLD SCHMIDT, GRAZ, AUSTRIA

DANIELA GALIMBERTI, MILAN, ITALY

Session No		
<u>OS1101</u>	<p>Assessing brain system dysfunction in amnesic mild cognitive impairment through MRI-based connectomics</p> <p>F. Agosta¹, E. Canu¹, S. Galantucci¹, A. Meani¹, G. Magnani¹, A. Marcone¹, A. Falini¹, G. Comi¹, M. Filippi¹</p> <p>¹MILAN, ITALY</p>	14:45
<u>OS1102</u>	<p>Cytokine gene expression in peripheral cells from patients with frontotemporal lobar degeneration due to GRN and C9ORF72 mutation</p> <p>C. Fenoglio¹, M. Serpente¹, R. Bonsi¹, S.M. Cioffi¹, A. Arighi¹, L. Ghezzi¹, A. Callea¹, C. Donelli¹, M. Mercurio¹, E. Scarpini¹, D. Galimberti¹</p> <p>¹MILAN, ITALY</p>	15:00
<u>OS1103</u>	<p>Mild cognitive impairment with suspected non AD pathology (SNAP): prediction of progression to dementia</p> <p>A. Caroli¹, A. Prestia², S. Galluzzi², C. Ferrari², W.M. van der Flier³, R. Ossenkoppele³, B. Van Berckel³, F. Barkhof³, C.E. Teunissen³, A. Wall⁴, S.F. Carter⁵, M. Scholl⁶, I.H. Choo^{5,7}, T. Grimmer⁸, A. Nordberg⁵, P. Scheltens³, A. Drzezga⁹, G.B. Frisoni^{2,10}</p> <p>¹BERGAMO, ²BRESCIA, ITALY, ³AMSTERDAM, NETHERLANDS, ⁴UPPSALA, ⁵STOCKHOLM, ⁶GOTHENBURG, SWEDEN, ⁷GWANGJU, KOREA, REPUBLIC OF, ⁸MUNICH, ⁹COLOGNE, GERMANY, ¹⁰GENEVA, SWITZERLAND</p>	15:15
<u>OS1104</u>	<p>Abnormalities of fixation, saccade and pursuit in posterior cortical atrophy</p> <p>D. Kaski¹, T. Shakespeare¹, J. Schott¹, S. Crutch¹</p> <p>¹LONDON, UNITED KINGDOM</p>	15:30
<u>OS1105</u>	<p>Early diagnosis of dementia – a campaign in a population of elderly people in Athens</p> <p>P. Sakka¹, F. Kalligerou¹, P. Zoi¹, A. Efthymiou¹, E. Dimakopoulou¹</p> <p>¹ATHENS, GREECE</p>	15:45
<u>OS1106</u>	<p>Overview on the clinical development of the PET imaging agent florbetaben to assist in the clinical diagnosis of cognitively impaired subjects</p> <p>A. Stephens¹</p> <p>¹BERLIN, GERMANY</p>	16:00

SATURDAY, MAY 31, 2014

14:45-16:15

ORAL SESSION 1.1: COGNITIVE NEUROLOGY

CHAIRPERSONS:

STEFANO CAPPÀ, MILAN, ITALY

OGUZ TANRIDAG, ISTANBUL, TURKEY

Session No		
<u>OS1107</u>	Predictors of driving performance in individuals with MCI: preliminary results S.G. Papageorgiou ¹ , I.N. Beratis ¹ , N. Andronas ¹ , A. Economou ¹ , D. Pavlou ¹ , A. Bonakis ¹ , G. Tsvigoulis ¹ , L. Stefanis ¹ , G. Yannis ¹ ¹ ATHENS, GREECE	14:45
<u>OS1108</u>	Structural connectivity in patients with major depression with or without generalized anxiety disorder comorbidity E. Canu ¹ , M. Kostić ² , F. Agosta ¹ , A. Munjiza ² , D. Pestic ² , A. Peljto ² , D. Lecic Tosevski ² , M. Filippi ¹ ¹ MILAN, ITALY, ² BELGRADE, SERBIA	15:00
<u>OS1109</u>	Differences in spatial navigation among patients with various neurodegenerative dementias J. Laczó ^{1,2} , J. Cerman ¹ , R. Andel ^{2,3} , I. Gazova ^{1,2} , K. Vlcek ^{1,2} , M. Vyhnalek ^{1,2} , I. Mokrisova ^{1,2} , E. Hyncicova ¹ , O. Lerch ¹ , M. Parizkova ¹ , K. Sheardova ² , J. Hort ^{1,2} ¹ PRAGUE, ² BRNO, CZECH REPUBLIC, ³ TAMPA, UNITED STATES	15:15
<u>OS1110</u>	Long-term correlates of future incident AD in prospective population cohorts according to education. Longitudinal neurocognitive data J.-M. Orgogozo ¹ , H. Amieva ¹ , H. Jacqmin-Gadda ¹ , Y. Stern ² , J.-F. Dartigues ¹ ¹ BORDEAUX, FRANCE, ² NEW YORK, UNITED STATES	15:30
<u>OS1111</u>	Patterns of regional gray matter and white matter atrophy in "cortical multiple sclerosis" G.C. Riccitelli ¹ , M.A. Rocca ¹ , L. Parisi ¹ , F. Mattioli ² , R. Capra ² , M. Filippi ¹ ¹ MILAN, ² BRESCIA, ITALY	15:45
<u>OS1112</u>	Relationship between cognitive impairment and physical disability in MS patients A.M. Silva ¹ , I. Moreira ¹ , C. Pinto ¹ , E. Santos ¹ , R. Samões ¹ , A. Gonçalves ¹ , A. Bettencourt ¹ , X. Montalban ² , S. Cavaco ¹ ¹ PORTO, PORTUGAL, ² BARCELONA, SPAIN	16:00

ORAL SESSION 1.1: MULTIPLE SCLEROSIS AND RELATED DISORDERS 1

CHAIRPERSONS:

KJELL-MORTEN MYHR, BERGEN, NORWAY
MARIA TROJANO, BARI, ITALY

- | Session No | | |
|---------------|---|-------|
| <u>OS1113</u> | <p>Contribution of spinal cord MR to the diagnosis of patients with clinically isolated syndromes suggestive of multiple sclerosis</p> <p>G. Arrambide¹, M. Tintoré¹, A. Rovira¹, C. Tur¹, E. Simon¹, J. Sastre-Garriga¹, J. Castelló¹, J. Río¹, A. Vidal-Jordana¹, I. Galán¹, F. Palavra¹, L. Negrotto¹, C. Nos¹, M. Comabella¹, E. Hueriga¹, C. Auger¹, X. Montalban¹</p> <p>¹BARCELONA, SPAIN</p> | 14:45 |
| <u>OS1114</u> | <p>Proportion of multiple sclerosis patients with brain volume loss comparable to healthy adults in the phase 3, placebo-controlled fingolimod studies, FREEDOMS and FREEDOMS II</p> <p>N. De Stefano¹, D. Tomic², D. Haering², G. Francis³, E.W. Radue², T. Sprenger², L. Kappos²</p> <p>¹SIENA, ITALY, ²BASEL, SWITZERLAND, ³EAST HANOVER, UNITED STATES</p> | 14:55 |
| <u>OS1115</u> | <p>How to treat MS patients after the 24th natalizumab administration: the TY-STOP trial</p> <p>L. Durelli¹, S.F. De Mercanti¹, M.P. Sormani², F. Piazza¹, I. Schiavetti², D. Gned¹, V. Brescia Morra³, R. Lanzillo³, L. Amato³, M. Quarantelli³, A. Ghezzi⁴, A. Bianchi⁴, D. Baroncini⁴, G. Salemi⁵, S. Realmuto⁵, M.T. Ferrò⁶, F. Vitetta⁷, G. Superti⁸, P. Cavalla⁸, M. D'Onghia⁹, D. Paolicelli⁹, L. Pinessi⁸, M. Trojano⁹, M. Clerico¹</p> <p>¹ORBASSANO, ²GENOVA, ³NAPOLI, ⁴GALLARATE, ⁵PALERMO, ⁶CREMA, ⁷MODENA, ⁸TORINO, ⁹BARI, ITALY</p> | 15:05 |
| <u>OS1116</u> | <p>Efficacy of delayed-release dimethyl fumarate for relapsing-remitting multiple sclerosis (RRMS) in "non-responders" to prior treatment with interferon beta</p> <p>Ó. Fernández¹, G. Giovannoni², R.J. Fox³, R. Gold⁴, J.T. Phillips⁵, M. Yang⁶, A. Zhang⁶, N.C. Kurukulasuriya⁶</p> <p>¹MÁLAGA, SPAIN, ²LONDON, UNITED KINGDOM, ³CLEVELAND, UNITED STATES, ⁴BOCHUM, GERMANY, ⁵DALLAS, ⁶CAMBRIDGE, UNITED STATES</p> | 15:15 |

SATURDAY, MAY 31, 2014

14:45-16:15

ORAL SESSION 1.1: MULTIPLE SCLEROSIS AND RELATED DISORDERS 1
(CONDT.)

CHAIRPERSONS:

KJELL-MORTEN MYHR, BERGEN, NORWAY

MARIA TROJANO, BARI, ITALY

Session No

- OS1117** Cortical thickness and cortical surface area relate to specific symptoms in early multiple sclerosis 15:25
 G.O. Nygaard¹, K.B. Walhovd¹, P. Sowa¹, J.-L. Chepkoech¹,
 A. Bjørnerud¹, P. Due-Tønnessen¹, N.I. Landrø¹, S. Damangir²,
 G. Spulber², A.B. Storsve¹, M.K. Beyer¹, A.M. Fjell¹,
 E.G. Celius¹, H.F. Harbo¹
¹OSLO, NORWAY, ²STOCKHOLM, SWEDEN
- OS1118** A subgroup meta-analysis of multiple sclerosis clinical trials 15:35
 A. Signori¹, M.P. Sormani¹
¹GENOVA, ITALY

ORAL SESSION 1.1: NEUROREHABILITATION 1

CHAIRPERSONS:

COLETTE GRIFFIN, LONDON, UNITED KINGDOM

JÜRIG KESSELRING, VALENS, SWITZERLAND

Session No

- | | | |
|---------------|---|-------|
| <u>OS1119</u> | <p>Brain structural and functional changes after action observation therapy in Parkinson's disease patients with freezing of gait</p> <p>F. Agosta¹, E. Canu¹, E. Sarasso¹, M. Gemma¹, A. Meani¹, M.A. Volontè¹, L. Sarro¹, S. Galantucci¹, A. Falini¹, G. Comi¹, R. Gatti¹, M. Filippi¹</p> <p>¹MILAN, ITALY</p> | 14:45 |
| <u>OS1120</u> | <p>Post-traumatic parkinsonism</p> <p>R. Formisano¹, S. Catani¹, C. Falletta Caravasso¹, N.D. Zasler², U. Sabatini¹</p> <p>¹ROME, ITALY, ²RICHMOND, UNITED STATES</p> | 15:00 |
| <u>OS1121</u> | <p>Systematic review of the influence of spasticity on quality of life in adults with chronic neurological conditions</p> <p>K. Milinis¹, C.A. Young¹</p> <p>¹LIVERPOOL, UNITED KINGDOM</p> | 15:15 |
| <u>OS1122</u> | <p>Comparing unilateral and bilateral computer-supported arm training for the severely affected arm after stroke</p> <p>C.I.E. Renner¹, C. Brendel¹, R. Ludwig¹, H. Hummelsheim¹</p> <p>¹BENNEWITZ, GERMANY</p> | 15:30 |
| <u>OS1123</u> | <p>Social networks and multiple sclerosis: an Italian experience</p> <p>L. Lavorgna¹, M. de Stefano¹, D. Buonanno¹, S. Eboli¹, A. Gallo¹, S. Bonavita¹, G. Tedeschi¹</p> <p>¹NAPLES, ITALY</p> | 15:45 |
| <u>OS1124</u> | <p>Living independently with intensive support (Wml): long-term results of a new housing project for people with severe disabilities in Germany</p> <p>K. Wolf-Ostermann¹, J. Gräske¹</p> <p>¹BERLIN, GERMANY</p> | 16:00 |

SATURDAY, MAY 31, 2014

14:45-16:15

**ORAL SESSION 1.1:
SLEEP DISORDERS****CHAIRPERSONS:**

JOAN SANTAMARIA, BARCELONA, SPAIN

SERHAN SEVIM, MERSIN, TURKEY

Session No

- OS1125** **The evolution of REM sleep behaviour disorder in Parkinson's disease patients with Parkin mutations: a report from the DeNoPa cohort** **14:45**
F. Sixel-Doering¹, M. Canelo¹, K. Lohmann², C. Klein², B. Mollenhauer¹, C. Trenkwalder¹
¹KASSEL, ²LÜBECK, GERMANY
- OS1126** **Resting muscle sympathetic activity and blood pressure during wake in narcolepsy with cataplexy patients** **15:00**
V. Donadio¹, R. Liguori¹, S. Vandì¹, F. Pizza¹, Y. Dauvilliers², M.P. Giannoccaro¹, V. Leta¹, A. Baruzzi¹, G. Plazzi¹
¹BOLOGNA, ITALY, ²MONTPELLIER, FRANCE
- OS1127** **Selective activation of LH GABA->RTN circuit induces rapid arousal** **15:15**
C. Gutierrez Herrera^{1,2}, S. Jago², J. Colby-Milley², A. Adamantidis^{1,2}
¹BERN, SWITZERLAND, ²MONTREAL, CANADA
- OS1128** **Impact of sleep apnea on mean blood pressure and blood pressure variability in patients with acute and chronic ischemic stroke or TIA (SAS-CARE study)** **15:30**
T. Horvath¹, U. Fischer¹, S. Ott¹, S. Schroth¹, C. Cereda², M. Manconi², G. Moschovitis², C.L. Bassetti¹
¹BERN, ²LUGANO, SWITZERLAND
- OS1129** **Role of DA-ergic therapy on REM sleep behaviour disorder in a large population of PD patients** **15:45**
I. Laccu¹, P. Congiu¹, M. Figorilli¹, A. Cannas¹, G. Gioi¹, F. Marrosu¹, M. Puligheddu¹
¹CAGLIARI, ITALY
- OS1130** **A novel NREM and REM parasomnia with sleep breathing disorder associated with antibodies against IgLON5: a case series, pathological features, and characterization of the antigen** **16:00**
J. Santamaria Cano¹, L. Sabater¹, C. Gaig¹, E. Gelpi¹, L. Bataller², A. Iranzo¹, J. Lewerenz³, E. Torres-Vega², A. Contreras⁴, B. Giometto⁵, Y. Compta¹, C. Embid¹, I. Vilaseca¹, J. Dalmau^{1,6}, F. Graus¹
¹BARCELONA, ²VALENCIA, SPAIN, ³ULM, GERMANY, ⁴MURCIA, SPAIN, ⁵TREVISO, ITALY, ⁶PHILADELPHIA, UNITED STATES

ORAL SESSION 1.2: AGEING AND DEMENTIA 2

CHAIRPERSONS:

PHILIP SCHELTENS, AMSTERDAM, NETHERLANDS

MURAT EMRE, ISTANBUL, TURKEY

Session No

- OS1201** Selective affection of hippocampal subfields 16:45
 in pre-dementia is related to spinal fluid amyloidbeta and tau
 I.S. Almdahl¹, P. Selnes¹, K.K. Johansen¹, J. Saltyte-Benth¹,
 T. Fladby¹
¹OSLO, NORWAY
- OS1202** The effect of age of onset on the brain functional 17:00
 connectivity in the Alzheimer's disease: a graph analysis study
 E. Canu¹, F. Agosta², S. Galantucci¹, A. Meani¹, G. Magnani¹,
 F. Caso¹, A. Marcone², A. Falini¹, G. Comi¹, M. Filippi¹
¹MILAN, ITALY
- OS1203** Cardiovascular medication burden in dementia 17:15
 disorders: a nationwide study of 19,743 dementia
 patients included in the Swedish Dementia Registry, (SveDem)
 P. Cermáková^{1,2}, S.-M. Fereshtehnejad¹, K. Johnell¹,
 M. Eriksdotter¹, D. Religa¹
¹STOCKHOLM, SWEDEN, ²BRNO, CZECH REPUBLIC
- OS1204** Circulating and intrathecal miRNAs as potential 17:30
 biomarkers for Alzheimer's disease
 D. Galimberti¹, C. Fenoglio¹, C. Villa¹, M. Serpente¹,
 R. Bonsi¹, S.M. Cioffi¹, L. Ghezzi¹, A. Arighi¹, P. Basilico¹,
 A. Callea¹, E. Scarpini¹
¹MILAN, ITALY
- OS1205** Beyond visual deficits: motor features and 17:45
 associated atrophy patterns in posterior cortical atrophy
 N.S. Ryan¹, T.J. Shakespeare², M. Lehmann¹, S. Keihaninejad¹,
 J.M. Nicholas¹, K.K. Leung¹, N.C. Fox¹, S.J. Crutch¹
¹LONDON, UNITED KINGDOM
- OS1206** Abstract withdrawn

SATURDAY, MAY 31, 2014

16:45-18:15

ORAL SESSION 1.2: MOVEMENT DISORDERS 1

CHAIRPERSONS:

KAILASH P. BHATIA, LONDON, UNITED KINGDOM

ALBERTO ALBANESE, MILAN, ITALY (TBC)

Session No		
<u>OS1207</u>	Brain functional connectomics in early Parkinson's disease S. Galantucci ¹ , F. Agosta ¹ , I. Stankovic ² , A. Meani ¹ , I. Petrovic ² , M. Svetel ² , V.S. Kostic ² , M. Filippi ¹ ¹ MILAN, ITALY, ² BELGRADE, SERBIA	16:45
<u>OS1208</u>	The first data on retinal optical coherence tomography parameters in Huntington's disease S. Kopishinskaya ¹ , S. Svetozarskiy ¹ , V. Antonova ¹ , A. Gustov ¹ ¹ NIZHNY NOVGOROD, RUSSIAN FEDERATION	17:00
<u>OS1209</u>	Sensory attenuation in functional movement disorders A. Macerollo ¹ , J.-C. Chen ¹ , I. Pareés ¹ , P. Kassavetis ¹ , J.M. Kilner ¹ , M.J. Edwards ¹ ¹ LONDON, UNITED KINGDOM	17:15
<u>OS1210</u>	Olfactory assessment for predicting transition to neurodegenerative parkinsonian disorders in subjects with idiopathic rapid-eye-movement sleep behaviour disorder: a prospective cohort study P. Mahlknecht ¹ , K. Seppi ¹ , A. Iranzo ² , J. Santamaria ² , E. Tolosa ² , M. Serradell ² , B. Högl ¹ , B. Frauscher ¹ , V. Gschliesser ¹ , T. Mitterling ¹ , W. Poewe ¹ ¹ INNSBRUCK, AUSTRIA, ² BARCELONA, SPAIN	17:30
<u>OS1211</u>	On the basis of reflexive saccadic eye (RS) movements responses machine learning (ML) predicts UPDRS in individual Parkinson's disease (PD) patients A.W. Przybyszewski ^{1,2} , S. Szlufik ² , J. Dutkiewicz ² , P. Habela ² , D. Kozirowski ² ¹ WORCESTER, UNITED STATES, ² WARSAW, POLAND	17:45
<u>OS1212</u>	All in the blink of any eye: insights into the pathophysiology of DYT1 and DYT6 dystonia A. Sadnicka ¹ , J. Teo ¹ , M. Kojovic ¹ , I. Pareés ¹ , T.A. Saifee ¹ , K. Panagiotis ¹ , P. Schwingenschuh ¹ , P. Katschnig ¹ , J.C. Rothwell ¹ , M.J. Edwards ¹ , K.P. Bhatia ¹ ¹ LONDON, UNITED KINGDOM	18:00

ORAL SESSION 1.2: MUSCLE AND NEUROMUSCULAR JUNCTION DISEASES

CHAIRPERSONS:

TIZIANA MONGINI, *TURIN, ITALY*

EINAR WILDER-SMITH, *SINGAPORE, SINGAPORE*

Session No		
<u>OS1213</u>	<p>Myofiber HLA-DR expression: a distinctive biomarker for antisynthetase myositis</p> <p><i>J. Aouizerate¹, M. De Antonio¹, Y. Baba-Amer¹, R.K. Gherardi¹, G. Bassez¹, F. Berenbaum², L. Guillevin², T. Maisonobe², O. Benveniste², F.J. Authier¹</i></p> <p>¹CRETEIL, ²PARIS, FRANCE</p>	16:45
<u>OS1214</u>	<p>Autologous transplantation of bone marrow-derived CD133+ stem cells in facioscapulohumeral dystrophy</p> <p><i>Y. Torrente¹, P. Razini¹, M. Belicchi¹, A. Mazza², A. Schiavetta², R. Giordano¹, M. Marconi¹, N. Bresolin¹</i></p> <p>¹MILAN, ²SAVONA, ITALY</p>	17:00
<u>OS1215</u>	<p>CD4+ T-cell produced IL17 is essential for loss of B-cell tolerance in experimental autoimmune myasthenia gravis (EAMG)</p> <p><i>H. Schaffert¹, A. Meisel¹, A. Thiel¹, S. Kohler¹</i></p> <p>¹BERLIN, GERMANY</p>	17:15
<u>OS1216</u>	<p>'Core rod' congenital myopathy with foot-drop associated with nebuline (NEB) gene mutations</p> <p><i>E. Malfatti¹, S. Monges², F. Lubieniecki², A.L. Taratuto², V.-L. Lehtokari³, C. Wallgren-Pettersson³, J. Böhm⁴, J. Laporte⁴, N.B. Romero¹</i></p> <p>¹PARIS, FRANCE, ²BUENOS AIRES, ARGENTINA, ³HELSINKI, FINLAND ⁴STRASBOURG, FRANCE,</p>	17:30
<u>OS1217</u>	<p>Bulbar myasthenia gravis: why are treatable patients needing admission to hospital – are neurologists doing something wrong?</p> <p><i>M. Nistrata-Ortiz¹, J. Sussman²</i></p> <p>¹LONDON, ²MANCHESTER, UNITED KINGDOM</p>	17:45
<u>OS1218</u>	<p>Disease-related symptoms and activities of daily living: a novel survey of patients with nonsense mutation Duchenne muscular dystrophy</p> <p><i>A. Reha¹, J. Barth¹, G.L. Elfring¹, R. Spiegel¹</i></p> <p>¹SOUTH PLAINFIELD, UNITED STATES</p>	18:00

SATURDAY, MAY 31, 2014

16:45-18:15

ORAL SESSION 1.2: NEUROIMAGING

CHAIRPERSONS:

MASSIMO FILIPPI, MILAN, ITALY

JACQUES DE REUCK, GHENT, BELGIUM

Session No

- OS1219** Computation based diagnosis reveals intermediate Alzheimer's disease phenotypes **16:45**
J. Cui¹, V. Zufferey¹, S. Muller¹, S. Klöppel², A. Abdulkadir², R. Frackowiak¹, B. Draganski¹, F. Kherif¹
¹LAUSANNE, SWITZERLAND, ²FREIBURG, GERMANY
- OS1220** Iron deposits in post-mortem brains of patients with neurodegenerative and cerebrovascular diseases: a semi-quantitative 7.0 Tesla magnetic resonance imaging study **17:00**
J. De Reuck¹, V. Deramercourt¹, F. Auger¹, N. Durieux¹, C. Cordonnier¹, D. Devos¹, L. Defebvre¹, C. Moreau¹, D. Caparros-Lefebvre¹, C.-A. Maurage¹, D. Leys¹, F. Pasquier¹, R. Bordet¹
¹LILLE, FRANCE
- OS1221** Diagnostic performance of ioflupane I123 injection (DaTSCAN™) in patients with movement disorders and dementia **17:15**
J.T. O'Brien¹, W.H. Oertel², I.G. McKeith³, D.G. Grosset⁴, Z. Walker⁵, K. Tatsch⁶, E. Tolosa⁷, P.F. Sherwin⁸, I.D. Grachev⁸
¹CAMBRIDGE, UNITED KINGDOM, ²MARBURG, GERMANY, ³NEWCASTLE UPON TYNE, ⁴GLASGOW, ⁵LONDON, UNITED KINGDOM, ⁶KARLSRUHE, GERMANY, ⁷BARCELONA, SPAIN, ⁸PRINCETON, UNITED STATES
- OS1222** DWI intensity values for the prediction of time from stroke onset in acute stroke **17:30**
V.I. Madai¹, S.Z. Martin¹, O. Zaro Weber², W. Moeller-Hartmann³, W.-D. Heiss², F.C. von Samson-Himmelstjerna^{1,4}, J. Sobesky¹
¹BERLIN, ²COLOGNE, ³MEPPEN, ⁴BREMEN, GERMANY
- OS1223** Thalamic dysfunction is associated with fatigue in patients with multiple sclerosis: a graph theory study **17:45**
M.A. Rocca¹, P. Valsasina¹, A. Bisecco¹, A. Meani¹, L. Parisi¹, M.J. Messina¹, F. Mele¹, B. Colombo¹, A. Falini¹, G. Comi¹, M. Filippi¹
¹MILAN, ITALY
- OS1224** Preoperative memory fMRI predicts verbal memory decline after left anterior temporal lobe resection **18:00**
M.K. Sidhu¹, J. Stretton¹, G.P. Winston¹, P.J. Thompson¹, M. Symms¹, M.J. Koeppe¹, J.S. Duncan¹
¹LONDON, UNITED KINGDOM

ORAL SESSION 1.2: NEUROTRAUMATOLOGY & NEURO-ONCOLOGY

CHAIRPERSONS:

MARIA ASSUNTA ROCCA, MILAN, ITALY

NICHOLAS GUTOWSKI, EXETER, UK (TBC)

Session No		
<u>OS1225</u>	<p>Identification and quantification of CSF malignant cells by the CellSearch® technology in patients with lung leptomeningeal metastasis</p> <p>M. Blonski¹, B. Wittwer¹, G. Faure¹, L. Simon¹, M. De Carvalho Bittencourt¹, Q. Tu¹, D. Larrieu², E. Le Rhun³, L. Taillandier²</p> <p>¹NANCY, ²POITIERS, ³LILLE, FRANCE</p>	16:45
<u>OS1226</u>	<p>Long-term survival in patients with brain metastasis (BM): frequency and accompanying neurological status</p> <p>D. Suki¹, R. Sawaya¹</p> <p>¹HOUSTON, UNITED STATES</p>	17:00
<u>OS1227</u>	<p>Optogenetic inhibition of primary human malignant glioma</p> <p>F. Yang¹, J. Tu¹, Y. Liu¹, L. Wang¹</p> <p>¹SHENZHEN, CHINA</p>	17:15
<u>OS1228</u>	<p>Autologous skin derived stem cells and platelet-rich plasma as treatment for traumatic spinal cord injury</p> <p>Y. Torrente¹, N. Grimoldi¹, M. Belicchi¹, S. Erratico¹, M. Pluder¹, R. Giordano¹, F. Tiberio¹, M. Marconi¹, P. Rampini¹, N. Bresolin¹</p> <p>¹MILAN, ITALY</p>	17:30
<u>OS1229</u>	<p>Abnormalities of the attentional network following traumatic brain injury in pediatric patients: an fMRI study</p> <p>M.A. Rocca¹, S. Strazzer², P. Valsasina¹, E. De Meo¹, E. Molteni², M. Recla², S. Galbiati², A. Bardoni², G. Comi¹, M. Filippi¹</p> <p>¹MILAN, ²BOSISIO PARINI (LC), ITALY</p>	17:45
<u>OS1230</u>	<p>Decreased apparent diffusion coefficient in pituitary is correlated with hypopituitarism in patients with traumatic brain injury</p> <p>P. Zheng¹</p> <p>¹SHANGHAI, CHINA</p>	18:00

SATURDAY, MAY 31, 2014

16:45-18:15

TEACHING COURSE 1: UPDATE ON ACUTE STROKE TREATMENT – LEVEL 1

CHAIRPERSON:

FRANZ FAZEKAS, GRAZ, AUSTRIA

The diagnostic algorithm in suspected stroke	14:45
<i>Franz Fazekas, GRAZ, AUSTRIA</i>	
Selection criteria for i.v. thrombolysis	15:30
<i>Anna Czlonkowska, WARSAW, POLAND</i>	
Coffee break	16:15
When to consider interventional stroke management?	16:45
<i>Jaap Kappelle, UTRECHT, NETHERLANDS</i>	
Stroke unit management	17:30
<i>E. Bernd Ringelstein, GERMANY</i>	

Expert management of acute stroke prevents disability and saves lives. While international guidelines outline the overall directions of best stroke care they do not substitute the need for individual decision making in many of our patients which entails weighing the risks and benefits of available diagnostic and treatment strategies. This process should build on a solid understanding and interpretation of available evidences. The TC will attempt to provide the necessary basis with information on several of the most important aspects of acute stroke management including illustrative cases and ample time for discussion. Hearing about clearly established as well as controversial issues participants should come to a critical appraisal of current knowledge to be supported in their everyday work.

TEACHING COURSE 2: THERAPY IN NEUROLOGY I – LEVEL 2

CHAIRPERSONS:

JEAN-MARC LÉGER, PARIS, FRANCE

GUSTAVE C. MOONEN, LIÈGE, BELGIUM

Limitations in thrombolysis	14:45
<i>Sonia Alamowitch, PARIS, FRANCE</i>	
Current trials in Alzheimer's disease	15:30
<i>Philip Scheltens, AMSTERDAM, NETHERLANDS</i>	
Coffee break	16:15
Cluster headache: the current treatment alternatives	16:45
<i>Mads Barloese, GLOSTRUP, DENMARK</i>	
Treating early to advanced Parkinson's disease	17:30
<i>Anthony H.V. Schapira, LONDON, UNITED KINGDOM</i>	

SATURDAY, MAY 31, 2014

14:45-18:15

TEACHING COURSE 3: DIAGNOSIS AND TREATMENT OF THE DIZZY PATIENT – LEVEL 1-2

CHAIRPERSONS:

MARIANNE DIETERICH, MUNICH, GERMANY

ADOLFO M. BRONSTEIN, LONDON, UNITED KINGDOM

The clinical examination of the dizzy patient	14:45
<i>Neşe Çelebisoy, IZMIR, TURKEY</i>	
Which auxiliary testing is necessary to differentiate vestibular disorders?	15:30
<i>Dominik Straumann, ZURICH, SWITZERLAND</i>	
Coffee break	16:15
Recent advances in the treatment of balance disorders	16:45
<i>Marianne Dieterich, MUNICH, GERMANY</i>	
How to manage patients with chronic dizziness	17:30
<i>Adolfo M. Bronstein, LONDON, UNITED KINGDOM</i>	

Vertigo and dizziness are among the most frequent symptoms, even in the emergency room where it ranks at the third place (11%) after headache (21%) and acute motor abnormalities (13%). They have a life-time prevalence of about 30% and the incidence per year increases with age. The keys to the diagnosis are patient history and bedside examination; additional laboratory examinations are helpful for some diagnoses. Therefore, this course will focus on how to take the patient's differential diagnosis and how to examine the vestibular and ocular motor systems in order to differentiate between peripheral and central vestibular disorders. Further topics will be the additional laboratory testing, recent advances in the treatment of balance disorders, and how to manage patients with the frequent problem of chronic dizziness. The aims of this course are to increase your knowledge, to improve your skills, and to change your attitudes, in the sense that vertigo, dizziness and ocular motor disorders are diagnosable and treatable.

TEACHING COURSE 4: TRAUMATIC BRAIN INJURY – LEVEL 2

CHAIRPERSONS:

PIETER E. VOS, NIJMEGEN, NETHERLANDS

DAFIN MURESANU, CLUJ-NAPOCA, ROMANIA

The place of the neurologist in brain injury service

Colette Griffin, LONDON, UNITED KINGDOM

The pathology and clinical spectrum of diffuse traumatic brain injury

Pieter E. Vos, NIJMEGEN, NETHERLANDS

How to manage patients with coma?

Volker Hömberg, MEERBUSCH, GERMANY

Rehabilitation of traumatic brain injury

Philippe Azouvi, PARIS, FRANCE

Prognosis and long-term complications

Dafin Muresanu, CLUJ-NAPOCA, ROMANIA

This TC offers latest insights in the now fast moving field of traumatic brain injury (TBI). Starting with the consulting neurologist at the intensive care and emergency department, with abundant modern monitoring and imaging facilities available, a continuous challenge exists in integrating technological figures with clinical examinations. How the clinical examination can localize the level of brain stem dysfunction in patients in prolonged coma and recognition of special prolonged states like the vegetative state or minimally conscious state are discussed next. TBI management is shifting from a single concept based approach (increased intracranial pressure and ischemia) towards a more heterogeneous oriented one encompassing the care and cure of diffuse axonal injury. The consequences are that not all pathology is associated with increased intracranial pressure and can be questioned if it is indicated to monitor intracranial pressure in every severely injured patient. New strategies for effective rehabilitation including the post-concussional syndrome will be discussed in the light of evidence based rehabilitation. And finally this TC discusses the implications of new therapeutic options including rehabilitation for the prognosis of (individual) patients.

SATURDAY, MAY 31, 2014

14:45-18:15

TEACHING COURSE 5: TREATMENT CHALLENGES IN EMERGENCY MYOLOGY – LEVEL 3

CHAIRPERSON:

CORRADO ANGELINI, PADOVA, ITALY

Muscle pain and rhabdomyolysis	14:45
<i>Gabriele Siciliano, PISA, ITALY</i>	
Treatment of myasthenic crisis	15:30
<i>David Hilton-Jones, OXFORD, UNITED KINGDOM</i>	
Coffee break	16:15
Metabolic myopathies with respiratory distress	16:45
<i>Corrado Angelini, PADOVA, ITALY</i>	
Toxic, infectious and inflammatory myopathies	17:30
<i>Jochen Schäfer, DRESDEN, GERMANY</i>	

This course will focus on clinical signs that precede the occurrence of emergency situations due to sudden worsening in clinical neuromuscular disorders, i.e. respiratory crisis in myasthenia gravis or in metabolic disorders as well as the occurrence of infections or other complications.

Clinical symptoms that might precede such crisis can be vague such as headache, the onset of insidious weakness or dyspnoea. Illustrative and demonstrative cases will be presented.

The therapy of myasthenia gravis and episodes of rhabdomyolysis will be illustrated and is effective for most of these muscle/neuromuscular junction disorders; different choices are possible and will be reviewed.

At the end of the course the participant will have a clear idea about clinical presentations and therapeutic interventions.

TEACHING COURSE 6: IDENTIFICATION AND EVALUATION OF EPILEPSY SURGERY CANDIDATES – LEVEL 2

CHAIRPERSONS:

JOACHIM VON OERTZEN, LINZ, AUSTRIA

MATTHIAS J. KOEPP, LONDON, UNITED KINGDOM

Clinical factors	14:45
<i>Joachim von Oertzen, LINZ, AUSTRIA</i>	
Role of imaging	15:30
<i>Matthias J. Koepp, LONDON, UNITED KINGDOM</i>	
Coffee break	16:15
Neurophysiology	16:45
<i>Philippe Ryvlin, LYON, FRANCE</i>	
Psychiatric & psychological evaluation	17:30
<i>Marco Mula, NOVARA, ITALY</i>	

This year's course will focus on the practical application of epilepsy surgery, with a particular focus on the management of nonlesional epilepsy. The course will highlight novel diagnostic and both medical and surgical treatment modalities. Participants should have basic understanding of all topics covered.

Learning objectives:

- Develop an algorithmic approach for the diagnostic work-up of patients refractory to AEDs
 - To identify clinical syndromes suitable for epilepsy surgery
 - Identify psychiatric comorbidities and its impact on epilepsy surgery
 - Select the best point in time to start presurgical assessment
 - Which patients benefit from intracranial electrodes
- Apply state of the art imaging and electrophysiological modalities for pre-surgical evaluation
 - update on structural MRI
 - update on fMRI
 - update on PET and SPECT
 - update on ESI / MEG
- Utilize recent developments in pharmacological and non-surgical treatment approaches with balance of improved seizure control and quality of life
 - Stimulation technique (VNS, TNS, deep-brain stimulation)
 - Update on AED

SATURDAY, MAY 31, 2014

PAPER POSTER SESSIONS

PAPER POSTER SESSION 1: AGEING AND DEMENTIA 1

CHAIRPERSONS:

FRANÇOIS BOLLER, BETHESDA, UNITED STATES

CO-CHAIR:

DOROTA RELIGA, STOCKHOLM, SWEDEN

Poster No

- PP1001** The medial temporal-lobe atrophy index relates to memory impairment in early Alzheimer's disease
T. Álvarez-Avellón¹, A. López-Muñiz¹, J.A. Vega¹, M. Menendez Gonzalez²
¹OVIEDO, ²MIERES, SPAIN
- PP1002** Fatal familial insomnia in one patient with both D178N and E200K prion protein gene mutations
A.P. Antunes¹, A.G. Pereira¹, A.R. Peralta¹, M. Coelho¹, L.C. Guedes¹, L. Albuquerque¹
¹LISBON, PORTUGAL
- PP1003** Relationship between cardiovascular risk factors and all cause mortality in patients with Alzheimer's disease
M. Styczyńska¹, E. Warchol-Celinska¹, M. Barcikowska¹, M. Chodakowska-Zebrowska¹, K. Przybyłowska¹, J. Koziarek¹, A. Prejbisz², P. Kurjata¹, W. Drygas¹, A. Januszewicz¹
¹WARSAW, POLAND
- PP1004** Semantic associative abilities in mild cognitive impairment: gender asymmetries?
N. Caputi¹, D. Di Giacomo¹, D. Fiorenzi¹, D. Passafiume¹
¹L'AQUILA, ITALY
- PP1005** Association study of interferon- γ and interleukin 10 gene polymorphisms in Alzheimer's disease
B. Charfeddine¹, M.A. Smach¹, J. Hafssa¹, H. Dridi¹, S. Benammou¹, K. Limem¹
¹SOUSSE, TUNISIA
- PP1006** Clock drawing test in mild cognitive impairment: correlation with cerebral perfusion in SPECT
D. Duro¹, P. Cerveira¹, C. Cunha¹, S. Rocha², H.B. Santiago¹, M.J. Cunha¹, J. Pedroso de Lima¹, I. Santana¹
¹COIMBRA, ²BRAGA, PORTUGAL

SATURDAY, MAY 31, 2014

12:30-14:15

PAPER POSTER SESSION 1: AGEING AND DEMENTIA 1 (CONDT.)

CHAIRPERSONS:

FRANÇOIS BOLLER, BETHESDA, UNITED STATES

CO-CHAIR:

DOROTA RELIGA, STOCKHOLM, SWEDEN

Poster No

- PP1007** Is high-fat high-carbohydrate diet (HFCD) neuroprotective? A magnetic resonance imaging study in Wistar rats
S. Gazdzinski¹, Z. Setkowicz², J. Osoba², K. Karwowska², P. Majka¹, J. Orzeł¹, B. Kossowski¹, P. Bogorodzki¹, M. Kamińska¹, M. Fiedorowicz¹, P. Grieb¹
¹WARSAW, ²KRAKOW, POLAND
- PP1008** Dementia syndrome and mild cognitive impairment (MCI) in Armenia: the rate of conversion
H.D. Hambardzumyan¹, H.M. Manvelyan¹
¹YEREVAN, ARMENIA
- PP1009** Abstract withdrawn
- PP1010** Disturbed default mode network connectivity patterns in Alzheimer's disease associated with visual processing (an fMRI study)
L. Krajcovicova¹, M. Mikl¹, R. Marecek¹, I. Rektorova¹
¹BRNO, CZECH REPUBLIC
- PP1011** A study on the association of dementia and multilingualism among patients at the Jose R. Reyes Memorial Medical Center
K.J.A. Lara¹, J.A. Catindig¹, S. Marasigan¹
¹MANILA, PHILIPPINES
- PP1012** Functional characteristics across milder end of cognitive spectrum
J. Lee¹, S. Kim², K.W. Kim², J.-Y. Lim², N.-J. Paik², J.-H. Shin²
¹SEONGNAM, ²SEOUL, KOREA, REPUBLIC OF
- PP1013** House-design test in vascular cognitive impairment
M. Anikina¹, E. Vasenina¹, O. Levin¹
¹MOSCOW, RUSSIAN FEDERATION

PAPER POSTER SESSION 1: AGEING AND DEMENTIA 1 (CONDT.)

CHAIRPERSONS:

FRANÇOIS BOLLER, BETHESDA, UNITED STATES

CO-CHAIR:

DOROTA RELIGA, STOCKHOLM, SWEDEN

Poster No

- PP1014** A 12-week, multi-center, open-label evaluation of caregiver preference, safety and tolerability of Exelon® Patch in patients with Alzheimer's disease
E. Ash¹, E. Ben Dayan², S. Lubin², L. Daniel², J. Aharon-Peretz³
¹TEL AVIV, ²PETACH TIKVA, ³HAIFA, ISRAEL
- PP1015** Verbal fluency tests as short and effective instruments to detect early cognitive deficits in mild cognitive impairment and mild Alzheimer's disease
A. Bartos¹, M. Raisova¹, D. Ripova¹
¹PRAGUE, CZECH REPUBLIC
- PP1016** Memory evaluation in early Alzheimer's patients using the 7-minute-screen: useless cueing
A. Bartos¹, M. Raisova¹, D. Ripova¹
¹PRAGUE, CZECH REPUBLIC
- PP1017** Relationship of age with the size of the interventricular foramina and aqueductus sylvii: a morphometric evaluation
S.P. Akyer¹, S. Cagirci², M.B. Özdemir¹
¹DENIZLI, ²ISTANBUL, TURKEY
- PP1018** Preliminary results of a program for Alzheimer's disease (AD) family caregivers in Limousin, France: effect on AD psychosocial burden
L. Cartz Piver¹, N. Dumoitier¹, P. Couratier¹, J.P. Clement¹
¹LIMOGES, FRANCE
- PP1019** Ma2 encephalitis presenting with psychiatric manifestations in a 62-year-old female: a case report
G.I. Dervenoulas¹, S.G. Papageorgiou¹, H. Alexopoulos¹, M. Papathanasiou¹, I. Panayiotides¹, G. Zorbas¹, G. Papadimitropoulos¹, C. Arvaniti¹, A. Bonakis¹, G. Tsvigoulis¹, K. Voumvourakis¹, L. Stefanis¹
¹ATHENS, GREECE
- PP1020** Predictors of response to 13.3mg/24 h rivastigmine patch in patients with severe Alzheimer's disease
M. Farlow¹, C. Sadowsky^{2,3}, D. Velting⁴, X. Meng⁴, Z. Islam⁴
¹INDIANAPOLIS, ²FORT LAUDERDALE, ³WEST PALM BEACH, ⁴EAST HANOVER, UNITED STATES

SATURDAY, MAY 31, 2014

12:30-14:15

PAPER POSTER SESSION 1: AGEING AND DEMENTIA 1 (CONDT.)

CHAIRPERSONS:

FRANÇOIS BOLLER, BETHESDA, UNITED STATES

CO-CHAIR:

DOROTA RELIGA, STOCKHOLM, SWEDEN

Poster No

- PP1021** Efficacy of 13.3mg/24h versus 4.6mg/24h rivastigmine patch on activities of daily living in severe Alzheimer's disease: a factor analysis
J. Micca¹, M. Farlow², D. Velting³, X. Meng³
¹MARIETTA, ²INDIANAPOLIS, ³EAST HANOVER, UNITED STATES
- PP1022** Cognitive efficacy of 13.3mg/24h versus 4.6mg/24h rivastigmine patch in severe Alzheimer's disease: severe impairment battery factor analysis
S. Ferris¹, R. Isaacson¹, M. Farlow², D. Velting³, X. Meng³
¹NEW YORK, ²INDIANAPOLIS, ³EAST HANOVER, UNITED STATES
- PP1023** Early onset Alzheimer's disease in Armenia
H.D. Hambardzumyan¹, H.M. Manvelyan¹, G.A. Avagyan¹, I.M. Gabrielyan¹, H.H. Hakobyan¹
¹YEREVAN, ARMENIA
- PP1024** Abstract withdrawn
- PP1025** Post-stroke dementia: diagnosis and treatment
Z. Ibodullayev¹, D. Abdullayeva¹, J. Toshev¹
¹TASHKENT, UZBEKISTAN
- PP1026** Abstract withdrawn
- PP1027** Abstract withdrawn
- PP1028** Human amniotic membrane- and adipose tissue-derived stem cells extend healthspan and lifespan in F344 rats
J. Kim¹, J.Y. Jang¹, J. Cai¹, D. Kim¹, J. Kyung¹, K.S. Kim¹, E.-K. Choi¹, S.K. Kang², J.C. Ra², Y.-B. Kim¹
¹CHEONGJU, ²SEOUL, KOREA, REPUBLIC OF

PAPER POSTER SESSION 1: AUTONOMIC NERVOUS SYSTEM DISORDERS

CHAIRPERSON:

WALTER STRUHAL, LINZ, AUSTRIA

Poster No

- PP1029** Approximate entropy of heart rate variability as a predictor of survival after ischemic stroke
I.A. Gontschar¹, N.I. Nechipurenko¹, A.V. Frolov¹, L.M. Gul¹
¹MINSK, BELARUS
- PP1030** Gender differences in autonomic imbalance in chronic migraine patients with arterial essential hypertension
O. Grosu¹, I. Moldovanu¹, S. Odobescu¹, L. Rotaru¹
¹CHISINAU, MOLDOVA, REPUBLIC OF
- PP1031** Episodic hypopnea and hypotension in a patient with a craniocervical ependymoma – a case report and review of the literature
F.S. Ismail¹, U. Schlegel¹, S. Skodda¹
¹BOCHUM, GERMANY
- PP1032** Decrease of parameters of heart rate variability after early stroke rehabilitation
A.L. Lukyanov¹, N.A. Shamalov¹, G.E. Ivanova¹
¹MOSKOW, RUSSIAN FEDERATION
- PP1033** Heart rate variability in patients with diabetes mellitus type 2
I.V. Velcheva¹, S. Mantarova², P. Damyanov¹
¹SOFIA, ²PLOVDIV, BULGARIA
- PP1034** Cardiac autonomic regulation in myopia students
S. Tymchenko¹, E. Salsabee¹
¹SIMFEROPOL, UKRAINE
- PP1035** Sympathetic skin response in children with iron deficiency anemia
A. Sönmezler¹, M. Abuhandan¹, T.K. Yoldaş¹, Y. Oymak¹, M. Çalık¹, B. Güzel¹, H. Çelik¹
¹SANLIURFA, TURKEY

SATURDAY, MAY 31, 2014

12:30-14:15

PAPER POSTER SESSION 1: CEREBROVASCULAR DISEASES 1

CHAIRPERSONS:

MOHAMED EL-TAMAWY, CAIRO, EGYPT

CO-CHAIR:

TBA

- | Poster No | |
|---------------|--|
| <u>PP1036</u> | <p>New inflammatory predictors for cerebral ischemic stroke: echocardiographic epicardial fat thickness and neutrophil to lymphocyte ratio</p> <p>E. Akil¹, M.A. Akil¹, S. Varol¹, D. Arslan¹, A. Akyüz¹, M.Z. Bilik¹</p> <p>¹DIYARBAKIR, TURKEY</p> |
| <u>PP1037</u> | <p>Atrial electromechanic delay and left atrial mechanical function in stroke patients</p> <p>M.A. Akil¹, E. Akil¹, H. Acet¹, M. Oylumlu¹, A. Yıldız¹, A. Akyuz¹, N. Toprak¹</p> <p>¹DIYARBAKIR, TURKEY</p> |
| <u>PP1038</u> | <p>PAF related ischemic stroke: clinical, radiological, ecocardiographical findings</p> <p>O. Altintas¹, E. Niftaliev¹, A. Tasa¹, T. Asil¹</p> <p>¹ISTANBUL, TURKEY</p> |
| <u>PP1039</u> | <p>Case report: familial spontaneous cervical artery dissection and ischemic stroke in two 40-year-old sisters</p> <p>R. Araújo¹, O. Galego¹, P. Correia¹, C.C. Nunes¹</p> <p>¹COIMBRA, PORTUGAL</p> |
| <u>PP1040</u> | <p>The impact of malnutrition on stroke management in tertiary hospitals in Turkey</p> <p>E.M. Arsava¹, T.G. Ozcagli², A. Guler³, E. Yaka³, K. Uluc², L. Gungor⁴, M.A. Topcuoglu¹, N. Yesilot², O. Ozdemir⁵, S. Giray⁶, M. Berktaş²</p> <p>¹ANKARA, ²ISTANBUL, ³IZMIR, ⁴SAMSUN, ⁵ESKISEHIR, ⁶ADANA, TURKEY</p> |
| <u>PP1041</u> | <p>Baloon angioplasty for venous sinus stenosis in an idiopathic intracranial hypertension case</p> <p>A. Bajrami¹, S. Şenadım¹, M. Çabalar¹, D. Bozkurt¹, B. Kara¹, F. Azman¹, V. Yayla¹</p> <p>¹ISTANBUL, TURKEY</p> |
| <u>PP1042</u> | <p>The phosphatidylinositol-3 kinase/Akt pathway mediates melatonin's neuroprotective activity after focal cerebral ischemia</p> <p>M.C. Beker¹, A.B. Caglayan¹, E. Kilic¹, U. Kilic¹</p> <p>¹ISTANBUL, TURKEY</p> |

PAPER POSTER SESSION 1: CEREBROVASCULAR DISEASES 1 (CONDT.)

CHAIRPERSONS:

MOHAMED EL-TAMAWY, CAIRO, EGYPT

CO-CHAIR:

TBA

Poster No

- PP1043** Atrial fibrillation and heart failure – additional factors for cognitive disturbances
P. Busuioc¹, N. Diaconu¹, G. Pavlic¹
¹CHISINAU, MOLDOVA
- PP1044** Recurrent venous thrombosis in a patient with inflammatory bowel disease – options and failures of current treatment
E. Campos Costa¹, L. Pereira¹, M. Rodrigues¹
¹ALMADA, PORTUGAL
- PP1045** Deep cerebral venous thrombosis presenting with brain stem hemorrhage
R. Ocal¹, A. Kavaklioglu², I. Iyigundogdu¹, S. Kibaroglu¹, E. Derle¹, U. Can¹
¹ANKARA, ²CORUM, TURKEY
- PP1046** Dural arteriovenous fistula and concomitant cerebral sinus thrombosis – “The chicken or the egg?”
V. Culea¹, H.A. Deutschmann¹, D. Bohlson¹, E. Stögerer¹, R. Schmidt¹, P. Schwingenschuh¹
¹GRAZ, AUSTRIA
- PP1047** Hemispheric hyperperfusion secondary to internal carotid artery dissection using arterial spin labeling: a case report
C. Debarle¹, J. Levy¹, C. Rosso¹, M. Yger¹, M. Sahli-Amor¹, D. Dormont¹, Y. Samson¹
¹PARIS, FRANCE
- PP1048** ASL sequence can be used to monitor slow flows within the artery in vertebral dissection: a case report
L. Falcou¹, J. Levy¹, C. Rosso¹, A. Léger¹, D. Dormont¹, M. Sahli-Amor¹, Y. Samson¹
¹PARIS, FRANCE
- PP1049** Oral anticoagulation in patients with non-valvar atrial fibrillation attended for ischemic stroke: lessons from daily clinical practice
M.D.C. Fernández-Moreno¹, L. Castilla-Guerra¹, M. Romera-Tellado¹, M.S. Navas-Alcántara¹, J.M. Aguilera¹, M.D. Jiménez¹, R. Fernandez Bolaños¹
¹SEVILLE, SPAIN

SATURDAY, MAY 31, 2014

12:30-14:15

PAPER POSTER SESSION 1: CEREBROVASCULAR DISEASES 1 (CONDT.)

CHAIRPERSONS:

MOHAMED EL-TAMAWY, CAIRO, EGYPT

CO-CHAIR:

TBA

Poster No	
<u>PP1050</u>	<p>Ischemic stroke presenting with lower limb monochorea/ballism A.C. Franco¹, P. Pita Lobo¹, M. Coelho¹, R. Gerales¹, T. Pinho e Melo¹ ¹LISBON, PORTUGAL</p>
<u>PP1051</u>	<p>Posterior fossa ischemia in patients with vertebral artery hypoplasia A. Škultéty Szárazová¹, E. Bartels², P. Turčáni¹ ¹BRATISLAVA, SLOVAKIA, ²MÜNCHEN, GERMANY</p>
<u>PP1052</u>	<p>Role of internal jugular vein valve incompetence in idiopathic intracranial hypertension I.M. Fahmy¹, N.T. Abokrysha¹, S.M. Ahmed¹, H.M. Elshebawy¹ ¹CAIRO, EGYPT</p>
<u>PP1053</u>	<p>Efficiency of anti-edema therapy in acute stroke Z.A. Akbarkhodjaeva¹, S.N. Aslanova¹ ¹TASHKENT, UZBEKISTAN</p>
<u>PP1054</u>	<p>Tachycardia as a negative prognostic factor for stroke outcomes A. Alajbegovic¹, J. Djelilovic-Vranic¹, L. Todorovic¹, A. Nakičević¹, S. Alajbegovic², M. Tiric-Campara¹ ¹SARAJEVO, ²ZENICA, BOSNIA AND HERZEGOVINA</p>
<u>PP1055</u>	<p>Vascular parkinsonism due to anterior cerebral artery territory infarction S. Alay¹, S. Tasdemir¹, H. Akgün¹, H. Yasar¹, S. Demirkaya¹ ¹ANKARA, TURKEY</p>
<u>PP1056</u>	<p>Prevalence of cerebrovascular disease risk factors among patients under 55 years of age with acute cerebrovascular disease in Albania I. Alimehmeti^{1,2}, D. Dobi², M. Kapisyzi², S. Grabova², E. Lekli², S. Xhaxho², J. Kruja² ¹ROTTERDAM, NETHERLANDS, ²TIRANA, ALBANIA</p>

PAPER POSTER SESSION 1: CEREBROVASCULAR DISEASES 1 (CONDT.)

CHAIRPERSONS:

MOHAMED EL-TAMAWY, CAIRO, EGYPT

CO-CHAIR:

TBA

Poster No

- PP1057** The quality of treatment of transient ischemic attack (TIA) in the Guba-Khachmaz region of Azerbaijan
R.R. Aliyev¹, A.K. Mammadbayli¹
¹BAKU, AZERBAIJAN
- PP1058** Rheological parameters in patients with intracerebral hemorrhage
O. Altintas¹, H. Duruyen¹, G. Eryigit¹, E. Niftaliev¹, T. Asil¹
¹ISTANBUL, TURKEY
- PP1059** Peculiarities of neurological deficit recovery in patients with posterior circulation ischemic strokes in a 1-year period of follow up
K. Antonenko¹, L. Sokolova¹
¹KIEV, UKRAINE
- PP1060** The relationship of mean platelet volume with acute ischemic stroke
S. Askin¹, Ş. Deveci², A. Çelebi², E. Gürsoy², A. Hakyemez²
¹ANKARA, ²ISTANBUL, TURKEY
- PP1061** Brain CT findings in first episode depression in older adults
E.A. Awad^{1,2}, H.F.M. Hendawy^{1,3}, A.K. Ibrahim^{1,3}
¹HAIL, SAUDI ARABIA, ²TRONDHEIM, NORWAY, ³CAIRO, EGYPT
- PP1062** Age-modified hemorheological indices in cardioembolic stroke
M. Azhermacheva¹, V. Alifirova¹, O. Aliev¹
¹TOMSK, RUSSIAN FEDERATION
- PP1063** Cerebral vascular accident revealing lmerslund-Gräsbeck syndrome
I. Bedoui¹, A. Riahi¹, H. Derbali¹, M. Messelmani¹, M. Malek¹, J. Zaouali¹, R. Mrissa¹
¹TUNIS, TUNISIA
- PP1064** Cerebral thrombophlebitis and ulcerative colitis
I. Ben Hamouda¹, M.N. Tougourt², S. Belal¹
¹TUNIS, ²MANOUBA, TUNISIA

SATURDAY, MAY 31, 2014

12:30-14:15

PAPER POSTER SESSION 1: CEREBROVASCULAR DISEASES 1 (CONDT.)

CHAIRPERSONS:

MOHAMED EL-TAMAWY, CAIRO, EGYPT

CO-CHAIR:

TBA

Poster No

- PP1065** Pathomorphology of atherothrombotic ischemic stroke
O. Bondar¹, V. Yavorskaya¹
¹KHARKOV, UKRAINE
- PP1066** Evaluation of young ischemic stroke patients: a single center experience
O. Yener Cakmak¹, S. Kibaroglu¹, E. Derle¹, R. Ocal¹, U. Can¹, U.S. Benli¹
¹ANKARA, TURKEY
- PP1067** Clinical and radiological recovery of a patient after hyperbaric oxygen therapy who developed delayed encephalopathy after carbonmonoxide intoxication
A. Çetiz¹, M.E. Dağ¹, Y. Öztürk¹, E. Eroğlu¹, Ş. Demirkaya¹
¹ANKARA, TURKEY
- PP1068** Posterior fossa stroke: the epidemiological, clinical features and its prognosis
F. Bouattay¹, I. Chatti¹, S. Naija¹, A. Hassine¹, A. Khefifi¹, S. Ben Amor¹, M.S. Harzallah¹, S. Benammou¹
¹SOUSSE, TUNISIA
- PP1069** Effective mechanical thrombectomy in a patient with hyperacute ischemic stroke associated with cardiac myxoma
S.-H. Baek¹, K.-H. Cho¹
¹SEOUL, KOREA, REPUBLIC OF
- PP1070** Ability to participate in a community in patients with stroke who walked with and without assistive devices
J. Chuadthong¹, W. Saensook¹, S. Amatachaya¹, W. Siritaratiwat¹, N. Manimmanakorn¹
¹KHON KAEN, THAILAND
- PP1071** A case with akinetic mutism and paratonic rigidity after bilateral anterior cerebral artery infarct
S.M. Çınar¹, F. Hız¹, E.D. Dinç¹
¹ISTANBUL, TURKEY

PAPER POSTER SESSION 1: CEREBROVASCULAR DISEASES 1 (CONDT.)

CHAIRPERSONS:

MOHAMED EL-TAMAWY, CAIRO, EGYPT

CO-CHAIR:

TBA

Poster No

- PP1072** **The blood pressure level during and 24 hours after i.v. thrombolysis and stroke outcome**
M. Domashenko¹, M. Loskutnikov¹, M. Maksimova¹, Z. Suslina¹
¹MOSCOW, RUSSIAN FEDERATION
- PP1073** **TIA as unique symptom of internal carotid artery dissection. A six-year review**
J. Dominguez Bertalo¹, N. Giraldo Restrepo¹,
C. Valencia Guadalajara¹, A. Lopez García¹,
A. Hernandez Gonzalez², S. Carrasco Garcia de León¹,
J.J. Muñoz-Torrero¹
¹CIUDAD REAL, SPAIN
- PP1074** **The effect of oral health on carotid-intima media thickness in sub-types of ischemic stroke**
H. Navaei¹, H. Ebrahimi¹, M. Saadatnia¹, N. Noordeh¹,
N. Jenabi Dehkordi¹, R. Naseri¹, J. Yaghini¹
¹ISFAHAN, IRAN, ISLAMIC REPUBLIC OF
- PP1075** **Cerebral infarction due to isolated protein S deficiency**
D.S. Bünül¹, H. Efendi¹
¹KOCAELI, TURKEY
- PP1076** **Familial cerebral cavernous malformations**
M. Eysink Smeets¹, D. Kamphuis², A. Rozemuller³, J. Haan⁴
¹THE HAGUE, ²DELFT, ³AMSTERDAM, ⁴LEIDEN, NETHERLANDS
- PP1077** **Analysis of ischemic stroke in a young population of Uzbekistan**
D. Farmonova¹, G. Rakhimbaeva¹, F. Yunusov¹
¹TASHKENT, UZBEKISTAN

SATURDAY, MAY 31, 2014

12:30-14:15

PAPER POSTER SESSION 1: EDUCATION IN NEUROLOGY; HISTORY OF NEUROLOGY; ETHICS IN NEUROLOGY; NEUROTOXICOLOGY

CHAIRPERSON:

JERA KRUIJA, TIRANA, ALBANIA

Poster No

- PP1078** The Babinski sign and its variants in the 21st century: a matter of consistency
R. Araújo¹, F. Machado², P. Correia¹, J.N. Carvalho¹, M.L. Marques¹, M. Arenga¹
¹COIMBRA, ²BRAGA, PORTUGAL
- PP1079** Clinical trial subjects consent process: challenges utilising legally authorised representative (LAR) consent and patient assent within global clinical trials
D. Bowers¹, K. Ilcheva², E.C. Schrader³, L. Hughes¹, C. Vanbelle⁴
¹READING, UNITED KINGDOM, ²SOFIA, BULGARIA, ³RALEIGH, UNITED STATES, ⁴HOLSBECK, BELGIUM
- PP1080** Central nervous system toxicity of local anaesthetics: levobupivacaine and bupivacaine in spinal anaesthesia
M. del-Rio-Vellosillo¹, J.J. Garcia-Medina¹, A. Abengochea-Cotaina², M.D. Pinazo-Duran², M. Barbera-Alacreu², F. Acosta-Villegas²
¹MURCIA, ²VALENCIA, SPAIN
- PP1081** Cooperation between Europe and Africa for training neurologists for 50 years: successes, weaknesses, opportunities and challenges
A.G. Diop¹, M. Dumas²
¹DAKAR, SENEGAL, ²LIMOGES, FRANCE
- PP1082** Does neurology residency prepare one for clinical practice? An EAYNT survey
O. Györfi¹, M. Moarcaş², P. Balicza³, A. Macerollo^{4,5}, W. Struhal⁶, J. Sellner^{7,8}
¹TARGU MURES, ²BRASOV, ROMANIA, ³BUDAPEST, HUNGARY, ⁴BARI, ITALY, ⁵LONDON, UNITED KINGDOM, ⁶LINZ, ⁷SALZBURG, AUSTRIA, ⁸MÜNCHEN, GERMANY
- PP1083** Regulation of HIF prolyl hydroxylase 2 by gingerol in preventing prion protein-mediated neuronal toxicity
S.-Y. Park¹, Y.-G. Park¹, J.-H. Lee¹, J.-H. Moon¹, Y.-J. Lee¹, J.-Y. Park¹
¹JEONJU, KOREA, REPUBLIC OF

PAPER POSTER SESSION 1: EDUCATION IN NEUROLOGY; HISTORY OF NEUROLOGY; ETHICS IN NEUROLOGY; NEUROTOXICOLOGY (CONDT.)

CHAIRPERSON:

JERA KRUIJA, TIRANA, ALBANIA

Poster No

- PP1084** Lactoferrin-mediated inhibition of prolyl hydroxylase 2 prevents prion protein-mediated neuron cell death
S.-Y. Park¹, Y.-G. Park¹, J.-H. Lee¹, J.-H. Moon¹, S.-W. Kim¹, J.-W. Seo¹
¹JEONJU, KOREA, REPUBLIC OF
- PP1085** Patients' carer involved care
K. Tawfik¹
¹CAIRO, EGYPT
- PP1086** Prevalence and predictors of burden in caregivers of people with chronic neurological disease
I. Abid¹, I. Bouchima¹, E. Turki¹, M. Dammak¹, I. Miladi¹, C. Mhiri¹
¹SFAX, TUNISIA
- PP1087** Seizure and severe hyponatraemia in drug abusers: a clue to synthetic cannabinoids consumption?
A. Carrilho Romeiro¹, A.M. Fernandes¹, C. Semedo¹
¹SETÚBAL, PORTUGAL
- PP1088** Coincidence of ischemic stroke and lead poisoning – a case report
M. Ferenc¹, G. Krastev², M. Mako², J. Haring², R. Lackovič²
¹MARTIN, ²TRNAVA, SLOVAKIA
- PP1089** Abstract withdrawn
- PP1090** Adherence to stroke treatment pathway reinforced by stroke education program
Y.-H. Jung¹, N.-C. Choi²
¹CHANG-WON, ²JINJU, KOREA, REPUBLIC OF

SATURDAY, MAY 31, 2014

12:30-14:15

PAPER POSTER SESSION 1: EDUCATION IN NEUROLOGY; HISTORY OF NEUROLOGY; ETHICS IN NEUROLOGY; NEUROTOXICOLOGY (CONDT.)

CHAIRPERSON:

JERA KRUIJA, TIRANA, ALBANIA

Poster No

- PP1091** **Telemedicine – is tele-EEG, tele-electrophysiology and telecytology possible? A feasibility study**
 U. Meyding-Lamadé¹, E.M. Craemer¹, F. Idris², N. Ahmad², D. Durani², B. Bassa², C. Jacobi², C. Mohs², C. Chan³, A. Masri³, N. Yassin³, B. Kress³
¹FRANKFURT AM MAIN, GERMANY, ²NEGARA, ³JERUDONG, BRUNEI
- PP1092** **Biomedical ethics in Russian neurology: successes and problems**
 E. Mikhailovska-Karlova¹
¹MOSCOW, RUSSIAN FEDERATION
- PP1093** **Cognitive, extrapyramidal and proprioceptive dysfunction after glyphosate – surfactant herbicide exposure**
 C. Örken¹, T. Abbasli¹, S. Üçler¹, R. Gürdal¹
¹ISTANBUL, TURKEY
- PP1094** **Knowledge and awareness regarding Parkinson's disease in the general population – truth and prejudice**
 I. Telarovic¹, S. Telarovic¹
¹ZAGREB, CROATIA
- PP1095** **Impact of the implementation of the European Working Time Directive in burnout levels of trainee neurologists: a longitudinal study**
 P. Zis¹, S. Ververaki¹, A. Tavernarakis¹
¹ATHENS, GREECE
- PP1096** **Awareness of pain management in Greece**
 P. Zis¹, C. Karanastasi¹, I. Siafaka¹, E. Vrachnou¹, M. Kokolaki¹, F. Kremastinou¹, F. Konstantaki¹, M. Rekatsina¹, A. Vadalouka¹
¹ATHENS, GREECE

PAPER POSTER SESSION 1: HEADACHE AND PAIN 1

CHAIRPERSONS:

BETÜL BAYKAN, ISTANBUL, TURKEY

CO-CHAIR:

TILL SPRENGER, BASEL, SWITZERLAND

Poster No

- PP1097** Efficacy of Botulinum toxin-A treatment in chronic migraine – First middle east experience
J.Y. Al-Hashel¹, V. Nagarajan¹, S. Ahmed^{1,2}
¹KUWAIT, KUWAIT, ²AL-MINIA, EGYPT
- PP1098** The rs1835740 variant on 8q22.1 in episodic and chronic migraine
J. Azimova¹, A. Sergeev¹, N. Fokina¹, G. Tabeeva¹, Z. Kokaeva¹, N. Kondratyeva¹, T. Kochetkova¹, E. Klimov¹
¹MOSCOW, RUSSIAN FEDERATION
- PP1099** Is oral lornoxicam effective in the treatment of acute migraine attacks? A randomized-controlled study
M. Çabalar¹, S. Dinçer¹, V. Yayla¹, S. Özyalçın¹
¹ISTANBUL, TURKEY
- PP1100** A case of migraine with aura presenting transient visual field loss in visual field test
M. Calik¹, A. Yılmaz¹
¹SAMSUN, TURKEY
- PP1101** Lacosamide as a therapeutic option in a refractory cranial neuralgia: results in a series of 20 cases
C. De la Cruz¹, M. Ruiz¹, M. Pedraza¹, C. Rodríguez¹, A.L. Guerrero¹, J.J. Poza²
¹VALLADOLID, ²SAN SEBASTIAN, SPAIN
- PP1102** Pain management by means of spinal anesthesia with isobaric levobupivacaine or bupivacaine
M. del-Rio-Vellosillo¹, J.J. Garcia-Medina¹, A. Abengochea-Cotaina², M.D. Pinazo-Duran², M. Barbera-Alacreu², F. Acosta-Villegas²
¹MURCIA, ²VALENCIA, SPAIN
- PP1103** Abstract withdrawn

SATURDAY, MAY 31, 2014

12:30-14:15

PAPER POSTER SESSION 1: HEADACHE AND PAIN 1 (CONDT.)

CHAIRPERSONS:

BETÜL BAYKAN, ISTANBUL, TURKEY

CO-CHAIR:

TILL SPRENGER, BASEL, SWITZERLAND

- | Poster No | |
|---------------|--|
| <u>PP1104</u> | Intravenous theophylline relieves post lumbar puncture headache promptly
H.A. Ünal ¹ , U. Ergün ¹ , S. Demircan ¹ , L.E. İnan ¹ , T.K. Yoldaş ¹
¹ ANKARA, TURKEY |
| <u>PP1105</u> | Ophthalmoplegic migraine or multiple cranial mononeuropathy? – The diagnostic challenge of a controversial disorder
C. Fernandes ¹ , I. Marques ¹ , N. Ferreira ¹
¹ ALMADA, PORTUGAL |
| <u>PP1106</u> | Rupture of an arachnoid cyst as unusual cause of thunderclap headache
R. García Santiago ¹ , S. Fernández Menéndez ¹ , A. Arés Luque ¹ , N. González Nafría ¹ , E. Iglesias Díez ¹ , P. Barrio Fernández ¹ , J. Pérez Suárez ¹ , L. Redondo Robles ¹ , L.B. Lara Lezama ¹
¹ LEÓN, SPAIN |
| <u>PP1107</u> | Headache as the leading neurological sign of cavernous sinus thrombosis: a case report
K. Haj ¹ , S. Younes ¹ , A. Fradi ¹ , F. Arbi ¹ , S. Jerbi ¹ , M.H. Sfar ¹
¹ MAHDIA, TUNISIA |
| <u>PP1108</u> | Evaluation of aqueduct CSF flow dynamics with cine phase contrast MRI in patients with idiopathic intracranial hypertension
R. Akay ¹ , O. Kamisli ¹ , A. Kahraman ¹ , S. Oner ¹ , C. Ozcan ¹
¹ MALATYA, TURKEY |
| <u>PP1109</u> | Cerebral venous sinus thrombosis after spinal anesthesia in a patient with three different risk factors
S. Keskin Güler ¹ , B. Gokce Cokal ¹ , N. Gunes ¹ , T. Yoldas ¹
¹ ANKARA, TURKEY |
| <u>PP1110</u> | Headache attributed to airplane travel: a new therapeutic approach?
F. Mainardi ¹ , F. Maggioni ² , G. Zanchin ²
¹ VENICE, ² PADUA, ITALY |

PAPER POSTER SESSION 1: HEADACHE AND PAIN 1 (CONDT.)

CHAIRPERSONS:

BETÜL BAYKAN, ISTANBUL, TURKEY

CO-CHAIR:

TILL SPRENGER, BASEL, SWITZERLAND

Poster No

- PP1111** **Migraine aura-triggered seizure or headache associated with epilepsy?**
P.C.C. Mbonda¹, Y. Fogang², M. Ndiaye², A.G. Diop²
¹BRUSSELS, BELGIUM, ²DAKAR, SENEGAL
- PP1112** **The prevalence of premonitory symptoms in migraine**
A. Radojicic¹, S. Sretenovic¹, D. Rakic², A. Mitrovic¹, S. Sakac³,
A. Stanic¹, S. Simic³, N. Sternic¹, J. Zidverc Trajkovic¹
¹BELGRADE, ²UZICE, ³NOVI SAD, SERBIA
- PP1113** **Tension type headache and headache attributed to cervical myofascial pain: tenoxicam vs myorelaxants efficacy**
J. Azimova¹, G. Tabeeva¹
¹MOSCOW, RUSSIAN FEDERATION
- PP1114** **Abstract withdrawn**
- PP1115** **Complementary and alternative medicine (CAM) in a Norwegian cluster headache cohort**
S.I. Bekkelund¹, H.K. Ofte², K.B. Alstadhaug²
¹TROMSØ, ²BODØ, NORWAY
- PP1116** **The financial crisis has an impact in headaches: preliminary experience of the emergency department of a Greek tertiary clinic**
A. Bougea¹, E. Anagnostou¹, A. Giata¹, E. Stamboulis¹,
M. Economou¹, E. Kararizou¹
¹ATHENS, GREECE
- PP1117** **Visual and motor cortex excitability in migraine: a preliminary study**
A. Cerino¹, G. Strigaro¹, L. Falletta¹, D. Mittino¹, R. Cantello¹
¹NOVARA, ITALY

SATURDAY, MAY 31, 2014

12:30-14:15

PAPER POSTER SESSION 1: HEADACHE AND PAIN 1 (CONDT.)

CHAIRPERSONS:

BETÜL BAYKAN, ISTANBUL, TURKEY

CO-CHAIR:

TILL SPRENGER, BASEL, SWITZERLAND

Poster No

- PP1118** Transdermal electrical stimulator reduces pain in tension-type headache and prevents the development of medication-overuse headache
K. Derevyanko¹
¹UFA, RUSSIAN FEDERATION
- PP1119** Personality traits and mood disorders in patients with medication overuse headache versus patients with episodic migraine
F. Fatehi¹, M. Togha¹, A. Soltanzadeh¹, N. Mohseni¹, S.M. Arzaghi¹, S. Nekooie¹
¹TEHRAN, IRAN, ISLAMIC REPUBLIC OF
- PP1120** The efficacy of greater occipital nerve blockade in chronic and episodic migraine
H.L. Gul¹, O. Karadas², L.E. Inan²
¹ISTANBUL, ²ANKARA, TURKEY
- PP1121** Occipital neuralgia that gave complete response to greater occipital nerve blockade
H.L. Gul¹, O. Karadas²
¹ISTANBUL, ²ANKARA, TURKEY
- PP1122** Association of psychiatric condition, sleep and migraine
P. Yalinay Dikmen¹, B. Goksan Yavuz¹, E. Ilgaz Aydınlar¹
¹ISTANBUL, TURKEY
- PP1123** The effectiveness of Botulinum toxin A on MIDAS scores in chronic migraine patients
E. Ilgaz Aydınlar¹, P. Yalinay Dikmen¹, A. Sağduyu Kocaman¹
¹ISTANBUL, TURKEY
- PP1124** Greater occipital nerve blockade in cervicogenic headache associated with whiplash injury: two case reports
O. Karadas¹, H.L. Gul², L.E. Inan¹
¹ANKARA, ²ISTANBUL, TURKEY
- PP1125** Migraine and sinus headaches: sinus CT findings
O. Karadas¹, H.L. Gul², L.E. Inan¹
¹ISTANBUL, ²ANKARA, TURKEY

POSTER SESSION 1: HEADACHE AND PAIN 1 (CONDT.)

CHAIRPERSONS:

BETÜL BAYKAN, ISTANBUL, TURKEY

CO-CHAIR:

TILL SPRENGER, BASEL, SWITZERLAND

Poster No

- PP1126** Gastric carcinoma presenting with isolated headache
B. Karakurum-Goksel¹, S. Yetkinel¹, E.E. Yilmaz¹
¹ADANA, TURKEY
- PP1127** Abstract withdrawn
- PP1128** Trigeminal neuralgia prior to lateral medullary infarction
M.K. Kim¹, B.G. Yoo¹, B.J. Jeon¹, J.H. Lee¹
¹BUSAN, KOREA, REPUBLIC OF
- PP1129** Onabotulinumtoxin A treatment for chronic migraine and concomitant temporomandibular disorders
G. Kocaman¹, N. Kahraman¹, B. Gurkan Koseoglu¹, B. Bilgic¹, Z. Matur¹, M. Ertas¹, Y. Parman¹, B. Baykan Baykal¹
¹ISTANBUL, TURKEY
- PP1130** Abstract withdrawn
- PP1131** Behavioral effect of DNQX, AMPA receptor antagonist, on repetitive spreading depression phenomenon
A.A. Lotfinia¹
¹TEHRAN, IRAN, ISLAMIC REPUBLIC OF
- PP1132** Indomethacin responsive headache - chronic paroxysmal hemicrania instead of chronic cluster headache
M. Manigoda¹
¹BELGRADE, SERBIA
- PP1133** Perceptual changes in trigeminal neuralgia
M. Milosevic¹
¹ZAGREB, CROATIA
- PP1134** Medication overuse headache as a frequent cause of chronic daily headache: a case series
H. Santos-Canelles¹
¹COAÑA, SPAIN

SATURDAY, MAY 31, 2014

12:30-14:15

POSTER SESSION 1: HEADACHE AND PAIN 1 (CONDT.)

CHAIRPERSONS:

BETÜL BAYKAN, ISTANBUL, TURKEY

CO-CHAIR:

TILL SPRENGER, BASEL, SWITZERLAND

Poster No

- PP1135** Efficacy of biofeedback-based heart rate variability in the treatment of tension type headaches in adolescents
K. Stepanchenko¹
¹KHARKIV, UKRAINE
- PP1136** Indomethacine-responsive hemicrania with Horner syndrome
I. Tatlidil¹, Y. Beckmann¹, T. Kurt Incesu¹, N. Karaca Erdoğan¹
¹IZMIR, TURKEY
- PP1137** Cinnarizine for the prophylaxis of migraine associated vertigo: a retrospective study
M. Togha¹, F. Taghdiri¹, S. Razeghi Jahromi¹
¹TEHRAN, IRAN, ISLAMIC REPUBLIC OF
- PP1138** Abstract withdrawn
- PP1139** The results of correction of depressive and anxiety disorders with Tenoten in patients with chronic low back pain syndrome
V. Lohinau¹, A. Fedulau¹, K. Tsurko¹, V. Chyzyhyk¹, V. Velugina¹, M. Khitrun¹
¹MINSK, BELARUS
- PP1140** Confusional migraine without amnesia in an adult
D. Ulbricht¹, E. Rohmann¹
¹ESCH SUR ALZETTE, LUXEMBOURG
- PP1141** Case report – A prevertebral and intraspinal epidural abscess in the cervical spine following generalized furunculosis
Z. Viksna¹, J. Novozilovs¹
¹RIGA, LATVIA
- PP1142** Post coronary angiography headache
S. Yetkinel¹, B. Karakurum-Goksel¹
¹ADANA, TURKEY
- PP1143** Abstract withdrawn

**PAPER POSTER SESSION 1:
INFECTION AND AIDS****CHAIRPERSON:**

RAAD SHAKIR, LONDON, UK

Poster No

- PP1144** **Multiphasic disseminated encephalomyelitis associated with *Campylobacter jejuni* infection**
D. Aguiar de Sousa¹, J. Barata Tavares¹, A. Filipa Geraldo¹,
S. Reimão¹, R. Peralta¹, R. Galdes¹, L. Albuquerque¹
¹LISBON, PORTUGAL
- PP1145** **Brain abscess with *Listeria monocytogenes* following Rituximab infusion for *Pemphigus vulgaris***
T.M. Al-Harbi¹, S.A. Muammer¹, A.I. Al-Sarawi¹
¹DAMMAM, SAUDI ARABIA
- PP1146** **A sinister cause of cavernous sinus thrombosis**
J.P. Bedford¹, S. Babu¹
¹LONDON, UNITED KINGDOM
- PP1147** **Migraine headache and hemispheric cerebral, progressive, oedema in a young woman – a challenging case**
D.I. Cuciureanu¹, T. Cuciureanu¹, A. Miclausanu¹,
G. Dumitrescu¹
¹IASI, ROMANIA
- PP1148** **Progressive multifocal leukoencephalopathy in a patient with adrenal cortical tumor**
K. Fink¹, K. Samuelsson¹, B. Green¹, A. Zachau¹, A. Lilja¹
¹STOCKHOLM, SWEDEN
- PP1149** **Cerebellar form of progressive multifocal leukoencephalopathy in a patient with pulmonary sarcoidosis**
Y. Harigaya¹, A. Sekine¹, K. Mizushima¹, Y. Yogo²
¹MAEBASHI, ²TOKYO, JAPAN
- PP1150** **The chameleon and master of all mimics: a case of neurosyphilis presenting as an HSV encephalitis**
N. Karsan¹, J.P. O'Dwyer¹
¹SURREY, UNITED KINGDOM

SATURDAY, MAY 31, 2014

12:30-14:15

PAPER POSTER SESSION 1: INFECTION AND AIDS (CONDT.)

CHAIRPERSON:

RAAD SHAKIR, LONDON, UK

Poster No

- PP1151** Early progressive multifocal leukoencephalopathy in a patient with common variable immunodeficiency syndrome reversed under mirtazapine and mefloquine treatment
R. Kurmann¹, C. Weisstanner¹, K. Piotr², H.H. Hirsch², R. Wiest¹, B. Laemmle¹, H. Furrer¹, R. Du Pasquier³, C.L. Bassetti¹, M. Sturzenegger¹, H. Krestel¹
¹BERN, ²BASEL, ³LAUSANNE, SWITZERLAND
- PP1152** Encephalic complications of sinusitis: about 13 cases
P.C.C. Mbonda¹, A.F. Cisse², Y. Fogang², M. Ndiaye², A.G. Diop²
¹BRUSSELS, BELGIUM, ²DAKAR, SENEGAL
- PP1153** Flaccid paraplegia – a consequence of medula spinal compression lymphoma with an HIV patient
A. Nakičević¹, D. Imamović¹, D. Šahović¹, A. Alajbegović¹, L. Todorović¹, J. Delilović¹, A. Dizdarević¹, A. Ferhatović¹
¹SARAJEVO, BOSNIA AND HERZEGOVINA
- PP1154** Invasive brain aspergillosis following alemtuzumab therapy
J. Parra¹, M. Prata¹, J. Leite², O. Rebelo¹, C. Januário¹
¹COIMBRA, ²PORTALEGRE, PORTUGAL
- PP1155** Listerial brainstem encephalitis – a case report
S. Pollanz¹, A. Tinchon¹, K. Lindner¹, B. Horvath-Mechtler¹, A. Vass¹, W. Grisold¹
¹VIENNA, AUSTRIA
- PP1156** Acute encephalomyelitis revealing a neurotoxocarasis
A. Riahi¹, M. Messelmani¹, I. Bedoui¹, H. Derbali¹, M. Mansour¹, J. Zaouali¹, R. Mrissa¹
¹TUNIS, TUNISIA
- PP1157** Bilateral syphilitic optic neuritis: an alert to human immunodeficiency virus co-infection
C. Rosado¹, A. Valadas¹, C. Semedo¹, A.M. Carrilho¹, M. Brum¹, R. Matos¹, J.P. Marques¹
¹SETÚBAL, PORTUGAL

POSTER SESSION 1: INFECTION AND AIDS (CONDT.)

CHAIRPERSON:

RAAD SHAKIR, LONDON, UK

Poster No

- PP1158** Unusual MRI findings in an HIV positive adult with Epstein-Barr virus meningoencephalitis
I. Rosário Marques¹, C. Fernandes¹, P. Saraiva¹, N. Ferreira¹
¹ALMADA, PORTUGAL
- PP1159** Fulminant neurosyphilis and concurrent acute HIV infection presenting with new onset seizures
V. Serban¹
¹PHILADELPHIA, UNITED STATES
- PP1160** Dementia screening using the dementia screening profile in 12 Barangays of San Miguel Manila by Barangay health workers: a prospective study
M.S. Suministrado¹, J.A. Catindig², S.M. Marasigan²
¹QUEZON CITY, ²MANILA, PHILIPPINES
- PP1161** "Idiopathic" facial nerve palsy in hepatitis C infection
S. Thissen¹, T. Schreuder¹
¹HEERLEN, NETHERLANDS
- PP1162** Aphasia, somnolence and recurring fever episodes caused by tuberculous encephalitis
F. Wohlleber¹, B. Böttcher¹, S. Hopf-Jensen¹, J. Schattschneider¹, H. Stolze¹, B. Vatankhah¹
¹FLENSBURG, GERMANY
- PP1163** An aggressive case of PCR negative varicella zoster virus induced transverse myelitis
J.M. Zijdewind¹, A.C. Dijkmans¹, I.M. Purmer¹, F. Treurniet¹, P.W. Wirtz¹
¹THE HAGUE, NETHERLANDS
- PP1164** Acute human T-lymphotropic virus type 1 associated myelopathy: a rare case successfully treated with intravenous pulse methylprednisolone
R. Boostani¹, A. Ghabeli Juibary¹
¹MASHHAD, IRAN, ISLAMIC REPUBLIC OF

SATURDAY, MAY 31, 2014

12:30-14:15

PAPER POSTER SESSION 1: INFECTION AND AIDS (CONDT.)

CHAIRPERSON:

RAAD SHAKIR, LONDON, UK

Poster No

- PP1165** Abstract withdrawn
- PP1166** Paradoxical tuberculosis-associated immune reconstitution inflammatory syndrome of central nervous system
A. Papathanasiou^{1,2}, S. Chawda¹, A. Chaudhuri¹
¹ROMFORD, ESSEX, UNITED KINGDOM, ²ATHENS, GREECE
- PP1167** Cerebral toxoplasmosis as first manifestation of AIDS
C. Pascu¹, R.-C. Cernat¹, A. Hancu¹, I.M. Dumitru¹, S. Rugina¹
¹CONSTANTA, ROMANIA
- PP1168** Herpes encephalitis: a case report
D. Kotan¹, S. Sayan¹, G. Kureli¹
¹SAKARYA, TURKEY

PAPER POSTER SESSION 1: MOVEMENT DISORDERS 1

CHAIRPERSONS:

FRANCESC VALLDEORIOLA, BARCELONA, SPAIN

JEAN-PHILIPPE AZULAY, MARSEILLES, FRANCE

CO-CHAIR:

ANTONELLA MACEROLLO, BARI, ITALY

Poster No

- PP1169** Reliability of administrative data for the identification and follow-up of cohorts of Parkinson's disease patients
F. Baldacci¹, L. Policardo², S. Rossi³, M. Ulivelli³, S. Ramat², E. Grassi⁴, P. Palumbo⁴, F. Giovannelli², M. Cincotta², R. Ceravolo¹, P. Francesconi², U. Bonuccelli¹
¹PISA, ²FLORENCE, ³SIENA, ⁴PRATO, ITALY
- PP1170** Cerebellar abnormalities in clinical practice of dystonia
A. Batla¹, M. Cerdan¹, C. Ganos¹, R. Erro¹, M. Stamelou¹, K.P. Bhatia¹
¹LONDON, UNITED KINGDOM
- PP1171** Polygraphic investigation of spontaneous swallows in Parkinson's disease
Y. Beckmann¹, N. Gürgör¹, T.K. Incesu¹, G. Eryaşar¹, Y. Seçil¹, Ş. Arıcı¹, F. Tokuçoğlu¹, C. Ertekin¹
¹İZMIR, TURKEY
- PP1172** Vertebrobasilar insufficiency in patients with idiopathic Parkinson's disease
K. Blažina¹, M. Relja¹
¹ZAGREB, CROATIA
- PP1173** Clinical variability and genetic delineation of PKAN disease among four Saudi families
S. Bohlega¹, E. Shosha², A. Al Dakheel¹, Z. Hassan¹, M. Al Muhaizea¹, H. Al Dhalaan¹, A. Chedrawi¹
¹RIYADH, SAUDI ARABIA, ²MUHARRAQ, BAHRAIN
- PP1174** Musician dystonia as the initial presentation of Parkinson's disease
A. Castro Caldas¹, L. Correia Guedes¹, J. Ferreira¹, M. Coelho¹
¹LISBON, PORTUGAL
- PP1175** Transcranial magnetic stimulation treatment for dystonia
T. Charnuhka¹, S. Likhachev¹, G. Zabrodzets¹, Y. Rushkevich¹
¹MINSK, BELARUS

SATURDAY, MAY 31, 2014

12:30-14:15

PAPER POSTER SESSION 1: MOVEMENT DISORDERS 1 (CONDT.)

CHAIRPERSONS:

FRANCESC VALLDEORIOLA, BARCELONA, SPAIN

JEAN-PHILIPPE AZULAY, MARSEILLES, FRANCE

CO-CHAIR:

ANTONELLA MACEROLLO, BARI, ITALY

Poster No	
<u>PP1176</u>	<p>Handicap in Parkinson's disease with levodopa-induced motor complications M. Coelho¹, L. Correia Guedes¹, P. Pita Lobo¹, D. Abreu¹, L. Albuquerque¹, J.M. Pereira¹, M.M. Rosa¹, J.J. Ferreira¹ ¹LISBON, PORTUGAL</p>
<u>PP1177</u>	<p>Circadian aspects of fatigue syndrome in patients with Parkinson's disease V. Datieva¹, O. Levin¹ ¹MOSCOW, RUSSIAN FEDERATION</p>
<u>PP1178</u>	<p>Symptomatic copper deficiency in a Wilson's disease patient treated with zinc sulphate K. Dzieżyc¹, A. Sobańska¹, T. Litwin¹, G. Chabik¹, A. Członkowska¹ ¹WARSAW, POLAND</p>
<u>PP1179</u>	<p>Cognitive disorders in patients with early stages of Parkinson's disease G. Ekaterina¹ ¹MOSCOW, RUSSIAN FEDERATION</p>
<u>PP1180</u>	<p>Phenotypic variability of PINK1 gene alteration in patients with early onset parkinsonism S. Erer Ozbek¹, C. Akbostancı², N. Mercan², M. Zarifoglu¹, U. Egeli², G. Cecener¹, G. Tezcan¹, B. Tunca¹, E. Demirdogen¹ ¹BURSA, ²ANKARA, TURKEY</p>
<u>PP1181</u>	<p>Abstract withdrawn</p>
<u>PP1182</u>	<p>Myoclonic tremor of the head after spasmodic torticollis surgery C. Falup Pecurariu¹, C. Nagy¹, R. Mircea¹, M. Moarcas¹, M. Bustan¹, R. Chiperi², M. Suci¹, S. Diaconu¹ ¹BRASOV, ROMANIA</p>
<u>PP1183</u>	<p>Evaluation of the factors affecting psychosocial functioning of patients with Parkinson's disease S.-M. Fereshtehnejad¹, F. Farhadi², H. Hadizadeh², G.A. Shahidi², A. Delbari², J. Lökk¹ ¹STOCKHOLM, SWEDEN, ²TEHRAN, IRAN, ISLAMIC REPUBLIC OF</p>

PAPER POSTER SESSION 1: MOVEMENT DISORDERS 1 (CONDT.)

CHAIRPERSONS:

FRANCESC VALLDEORIOLA, BARCELONA, SPAIN

JEAN-PHILIPPE AZULAY, MARSEILLES, FRANCE

CO-CHAIR:

ANTONELLA MACEROLLO, BARI, ITALY

Poster No

- PP1184** **Restless abdomen syndrome**
D. Flisar¹, M. Đorđević¹
¹Maribor, Slovenia
- PP1185** **Impairment of the cerebral cortex in patients with pure hereditary spastic paraplegia**
F. Grandas¹, F.J. Navas¹, Y. Aleman¹, J. Guzman de Villoria¹, P. Fernandez¹, J. Romero¹, I. Catalina¹, L. Lillo¹, J.L. Muñoz¹, M.J. Sobrido², M. Desco¹
¹MADRID, ²SANTIAGO DE COMPOSTELA, SPAIN
- PP1186** **Modifying effect of ceruloplasmin polymorphism on iron chelation response in Parkinson's disease**
G. Grolez¹, S. Meguig¹, C. Moreau¹, B. Sablonnière¹, I. Strubi-Vuilhaume¹, G. Ryckewaert¹, P. Jissendi¹, L. Hopes¹, K. Dujardin¹, J.-C. Devedjian¹, J. Kluz¹, A. Jonneaux¹, M. Petrault¹, G. Garçon¹, N. Rouaix¹, A. Duhamel¹, F. Auger¹, L. Ravasi¹, W. Firdaus¹, N. Zahr², A. Destée¹, J.-C. Corvol¹, D. Pörtl³, M. Leist³, C. Rose¹, P. Marchetti¹, I.Z. Cabantchik⁴, R. Bordet¹, L. Defebvre¹, D. Devos¹
¹LILLE, ²PARIS, FRANCE, ³KONSTANZ, GERMANY, ⁴JERUSALEM, ISRAEL
- PP1187** **Camptocormia treatment by the continuous subcutaneous infusions of apomorphine**
P. Kanovsky¹, K. Mensikova¹, M. Kaiserova¹, M. Vastik¹
¹OLOMOUC, CZECH REPUBLIC
- PP1188** **Malignant syndrome in Parkinson's disease without antiparkinsonian treatment withdrawal: a case report**
T. Kimura¹, S. Kon¹, Y. Oyama¹, H. Takada¹
¹AOMORI, JAPAN
- PP1189** **The effect of subthalamic nucleus deep brain stimulation on motor symptoms of familial Parkinson's disease patients**
S.S. Comoglu¹, B. Kocer¹, H. Guven¹, L. Das¹
¹ANKARA, TURKEY
- PP1190** **Assessment of serum uric acid level in essential tremor**
A. Koçer¹, M. Okay¹, B. Hasırcı¹, D. Ağırca¹, A. Varoğlu¹
¹ISTANBUL, TURKEY

SATURDAY, MAY 31, 2014

12:30-14:15

PAPER POSTER SESSION 1: MOVEMENT DISORDERS 1 (CONDT.)

CHAIRPERSONS:

FRANCESC VALLDEORIOLA, BARCELONA, SPAIN

JEAN-PHILIPPE AZULAY, MARSEILLES, FRANCE

CO-CHAIR:

ANTONELLA MACEROLLO, BARI, ITALY

Poster No

- PP1191** Clinical features of idiopathic and secondary paroxysmal dyskinesias
R. Manso-Calderón¹
¹SALAMANCA, SPAIN
- PP1192** Cognitive correlates of apathy in pre-symptomatic and early stage Huntington's disease
S. Martínez-Horta¹, J. Perez Perez¹, M. Carceller¹,
R. Fernandez de Bobadilla¹, J. Pagonabarraga¹,
A. Campolongo¹, B. Pascual-Sedano¹, J. Kulisevsky¹
¹BARCELONA, SPAIN
- PP1193** The autosomal-dominant familial parkinsonism in a remote area of the Czech Republic
K. Mensikova¹, P. Kanovsky¹, P. Otruba¹, P. Hlustik¹,
L. Mikulicova¹, M. Kaiserova¹, M. Vastik¹, S. Kurcova¹,
V. Janout¹, M. Godava¹, R. Vrtel¹, R. Vodicka¹, T. Bartonikova¹,
P. Dudova¹
¹OLOMOUC, CZECH REPUBLIC
- PP1194** POLG1-related progressive external ophthalmoplegia and levodopa-responsive parkinsonism
R. Miguel¹, T. Lampreia¹, J. Matins², J. Vale³
¹LISBON, ²MATOSINHOS, ³LOURES, PORTUGAL
- PP1195** Pallidal iron accumulation in Huntington's disease
R. Miguel¹, T. Lampreia¹, H. Delgado¹, A.S. Correia¹, N. Canas¹
¹LISBON, PORTUGAL
- PP1196** REM sleep behavior disorder and autonomic dysfunction in Parkinson's disease
E.A. Lyashenko¹
¹MOSCOW, RUSSIAN FEDERATION
- PP1197** Vascular pathology causing late onset generalized chorea: a case report
M. Magalhães¹, R. Taipa¹, J. Domingos¹, M. Melo Pires¹
¹PORTO, PORTUGAL
- PP1198** Abstract withdrawn

PAPER POSTER SESSION 1: MOVEMENT DISORDERS 1 (CONDT.)

CHAIRPERSONS:

FRANCESC VALLDEORIOLA, BARCELONA, SPAIN

JEAN-PHILIPPE AZULAY, MARSEILLES, FRANCE

CO-CHAIR:

ANTONELLA MACEROLLO, BARI, ITALY

Poster No

- PP1199** Hospital admissions in Parkinson's disease: causes, duration and mortality
J. Martins¹, A. Rua¹, N. Vila-Chã¹
¹PORTO, PORTUGAL
- PP1200** Risk factors progression cognitive disorders in Parkinson's disease
R.J. Matmurodov¹, K.M. Khalimova¹, M.M. Raimova¹,
U.S. Ergashev¹
¹TASHKENT, UZBEKISTAN
- PP1201** Marin-Amat syndrome: case report and review of the literature
M. Messelmani¹, A. Riahi¹, H. Derbali¹, I. Bedoui¹, M. Mansour¹,
J. Zaouali¹, R. Mrissa¹
¹TUNIS, TUNISIA
- PP1202** The burden of non-motor symptoms in Parkinson's disease
M. Moarcas¹, R. Chiperi¹, S. Diaconu¹, C. Falup-Pecurariu¹
¹BRASOV, ROMANIA
- PP1203** Spectrum of hyperkinetic movement disorders in psychiatric emergency
A. Nasri¹, O. Moula¹, Y. Sidhom¹, I. Ben Ghzaeil¹,
A. Gargouri-Berrechid¹, A. Bouasker¹, R. Ghachem¹,
R. Gouider¹
¹TUNIS, TUNISIA
- PP1204** Aspects of cognitive impairment in a patient group with Parkinson's disease
H. Nicolae¹, I. Serbanoiu¹, O. Gheorghiu¹
¹BUCHAREST, ROMANIA
- PP1205** Evaluation of VEMP in idiopathic Parkinson's disease patients
S. Gonullu¹, C. Ozcan¹, S. Altinayar¹, O. Kamisli¹
¹MALATYA, TURKEY
- PP1206** Abstract withdrawn
- PP1207** Neck pain as common manifestation of Parkinson's disease
V. Romanenko¹, Y. Romanenko¹
¹LUGANSK, UKRAINE

SATURDAY, MAY 31, 2014

12:30-14:15

PAPER POSTER SESSION 1: MOVEMENT DISORDERS 1 (CONDT.)

CHAIRPERSONS:

FRANCESC VALLDEORIOLA, BARCELONA, SPAIN

JEAN-PHILIPPE AZULAY, MARSEILLES, FRANCE

CO-CHAIR:

ANTONELLA MACEROLLO, BARI, ITALY

Poster No

- PP1208** Risk factors for Parkinson's disease
S. Shaafi¹
¹TABRIZ, IRAN, ISLAMIC REPUBLIC OF
- PP1209** Corticobasal degeneration. Clinical characteristics and management strategies of 26 Egyptian patients
H. Shehata¹, N. Shalaby¹, E. Fahmy¹
¹CAIRO, EGYPT
- PP1210** Dyslipidemia increases or reduces the risk of Parkinson's disease: a cohort of 86 patients
S. Smaoui¹, A. Boukhris¹, M. Damak¹, E. Turki¹, I. Bouchhima¹, M.I. Miladi¹, I. Feki¹, C. Mhiri¹
¹SFAX, TUNISIA
- PP1211** Movement disorders associated with aphasia in early ischemic strokes: study of two cases
C. Tafani¹, C. Labeyrie¹, C. Flamand-Roze¹, E. Roze², O. Chassin¹, C. Dussaule¹, M. Sarov¹, C. Denier¹
¹LE KREMLIN BICÊTRE, ²PARIS, FRANCE
- PP1212** Psychiatric manifestations in patients with functional dystonia
A. Tomic¹, M. Svetel¹, I. Petrovic¹, N. Dragasevic¹, N. Kresojevic¹, A. Potrebic¹, D. Pesic¹, V.S. Kostic¹
¹BELGRADE, SERBIA
- PP1213** Botulinum toxin type-A injections for oromandibular dystonia
Z. Tufekcioglu¹, Z. Matur¹, H. Hanagasi¹, Y. Parman¹
¹ISTANBUL, TURKEY
- PP1214** Atypical forms of parkinsonism plus syndromes
E. Turki¹, N. Bouzidi¹, F. Hamza¹, I. Bouchhima¹, M. Dammak¹, M.I. Miladi¹, F. Guerhazi¹, C. Mhiri¹
¹SFAX, TUNISIA
- PP1215** Myasthenia gravis as a cause of dropped head syndrome in Parkinson's disease; autoimmunity or coincidence?
P. Zis¹, V. Argiriadou¹, V. Myridaki¹, P.P. Temperikidis¹, L. Zikou¹, S.J. Tzartos¹, A. Tavernarakis¹
¹ATHENS, GREECE

PAPER POSTER SESSION 1: MULTIPLE SCLEROSIS AND RELATED DISORDERS 1

CHAIRPERSONS:

MARIA PIA AMATO, FLORENCE, ITALY

CO-CHAIR:

OLIVER FINDLING, BERN, SWITZERLAND

Poster No

- PP1216** No evident disease activity (NEDA) in the AFFIRM study: association with brain atrophy and functional outcomes
R. Rudick¹, E. Fisher¹, A. Goodman², J.T. Phillips³, A. Pace⁴, S. Belachew⁴
¹CLEVELAND, ²ROCHESTER, ³DALLAS, ⁴CAMBRIDGE, UNITED STATES
- PP1217** Quantitative electroencephalography in clinically isolated syndrome and relapsing remitting multiple sclerosis: correlation with cognitive functions
Ş. Toktaş¹, G. Acar², L.S. Bir²
¹KONYA, ²DENIZLI, TURKEY
- PP1218** Effects of siponimod (BAF312) alone and when combined with propranolol on absolute lymphocyte count decrease and recovery in healthy subjects
S. Biswal¹, F. Polus², A. Pawar¹, U.K. Veldandi¹, E. Legangneux²
¹HYDERABAD, INDIA, ²BASEL, SWITZERLAND
- PP1219** Optical coherence tomography versus visual evoked potential: which is more sensitive in detecting optic neuritis of neuromyelitis optica?
J.-Y. Cho¹, N.-H. Kim¹, C.-Y. Park¹, K.S. Jeong¹, H.J. Kim¹
¹GOYANG, KOREA, REPUBLIC OF
- PP1220** Safety of alemtuzumab by treatment course in patients with active relapsing-remitting multiple sclerosis
M. Clanet¹, S.F. Hunter², J. Palmer³, P. Oyuela³, D.H. Margolin³
¹TOULOUSE, FRANCE, ²FRANKLIN, ³CAMBRIDGE, UNITED STATES
- PP1221** Idiopathic recurrent transverse myelitis – a multiple sclerosis variant or a different identity?
I. Correia¹, I. Marques¹, S. Batista¹, L. Sousa¹
¹COIMBRA, PORTUGAL
- PP1222** Fampridine improves gait parameters, balance test and functional independence measurement (FIM) in multiple sclerosis
H. Biçkin¹, H. Efendi¹, E. Şahin¹, E. Dursun¹
¹KOCAELI, TURKEY

SATURDAY, MAY 31, 2014

12:30-14:15

PAPER POSTER SESSION 1:
MULTIPLE SCLEROSIS AND RELATED DISORDERS 1 (CONDT.)

CHAIRPERSONS:

MARIA PIA AMATO, FLORENCE, ITALY

CO-CHAIR:

OLIVER FINDLING, BERN, SWITZERLAND

Poster No	
<u>PP1223</u>	<p>Rituximab experience in neuromyelitis optica: data from a single center in Turkey S.E. Erdener¹, S. Diker¹, R. Karabudak¹, A.T. Kurne¹ ¹ANKARA, TURKEY</p>
<u>PP1224</u>	<p>Spastic paraparesis associated with anti-aquaporin-4 antibodies in a patient infected with hepatitis C virus J. Ferreira¹, A. Castro Caldas¹, L. Neto¹, J. Sá¹, M.I. Leite², R. Geraldes¹ ¹LISBON, PORTUGAL, ²OXFORD, UNITED KINGDOM</p>
<u>PP1225</u>	<p>Vestibular evoked myogenic potentials in evaluation of brainstem involvement in multiple sclerosis T. Gabelic¹, M. Krbot Skoric², I. Adamec¹, B. Barun¹, I. Zadro¹, M. Habek¹ ¹ZAGREB, CROATIA</p>
<u>PP1226</u>	<p>Intermittent symptomatic atrioventricular block during fingolimod initiation E. Andreadou¹, S. Gerakoulis¹, E. Gialafos¹, A. Grigoriou¹, V. Haina¹, M.-E. Evangelopoulos¹, M. Anagnostouli¹, E. Stamboulis¹, C. Kilidireas¹ ¹ATHENS, GREECE</p>
<u>PP1227</u>	<p>Spatial QRS-T angle is increased in MS patients possibly due to ANS dysfunction E. Gialafos¹, E. Andreadou¹, E. Kosmas¹, V. Haina¹, M. Panagiotou¹, C. Deligianni¹, S. Kalantzi¹, M. Anagnostouli¹, K. Kilintireas¹, E. Stampoulis¹ ¹ATHENS, GREECE</p>
<u>PP1228</u>	<p>Delayed-release dimethyl fumarate and relapses requiring intravenous steroid use and MS-related hospitalizations: integrated analysis of the phase 3 DEFINE and CONFIRM studies G. Giovannoni¹, R. Gold², R.J. Fox³, L. Kappos⁴, M. Kita⁵, M. Yang⁶, R. Zhang⁶, V. Vigiotta⁶, E. Havrdova⁷ ¹LONDON, UNITED KINGDOM, ²BOCHUM, GERMANY, ³CLEVELAND, UNITED STATES, ⁴BASEL, SWITZERLAND, ⁵SEATTLE, ⁶CAMBRIDGE, UNITED STATES, ⁷PRAGUE, CZECH REPUBLIC</p>

PAPER POSTER SESSION 1:
MULTIPLE SCLEROSIS AND RELATED DISORDERS 1 (CONDT.)

CHAIRPERSONS:

MARIA PIA AMATO, FLORENCE, ITALY

CO-CHAIR:

OLIVER FINDLING, BERN, SWITZERLAND

Poster No

- PP1229** **Natalizumab in spinal relapsing-remitting multiple sclerosis**
C. Zecca¹, C. Kamm², G.C. Riccitelli¹, M. Heldner², M. Caporro¹,
C. Gobbi¹
¹LUGANO, ²BERN, SWITZERLAND
- PP1230** **Clinical efficacy of delayed-release dimethyl fumarate in relapsing-remitting MS (RRMS) patients with highly active disease: integrated analysis of the phase 3 DEFINE and CONFIRM studies**
R. Gold¹, A. Zhang², M. Yang², R. Zhang², N.C. Kurukulasuriya²,
R.J. Fox³
¹BOCHUM, GERMANY, ²CAMBRIDGE, ³CLEVELAND, UNITED STATES
- PP1231** **Catastrophic rebound after natalizumab treatment discontinuation**
I. González Suárez¹, A. Orviz¹, J. Matias-Guiu¹, C. Valencia¹,
S. Moreno-García¹, M.D. Valle-Arcos¹, L. Rodríguez de Antonio¹,
M. Jorquera-Moya¹, C. Oreja-Guevara¹
¹MADRID, SPAIN
- PP1232** **Intractable hiccup in multiple sclerosis treated by plasmatic exchanges**
L. Guilloton¹, P.F. Wey¹, L. Quesnel¹, E. Dardarre¹, R. Rassat¹,
C. De Charry¹, A. Drouet¹
¹LYON, FRANCE
- PP1233** **Delayed-release dimethyl fumarate and freedom from measured clinical and neuroradiologic disease activity in relapsing-remitting multiple sclerosis (RRMS) patients: integrated analysis of DEFINE and CONFIRM**
E. Havrdova¹, R. Gold², R.J. Fox³, L. Kappos⁴, J.T. Phillips⁵,
A. Zhang⁶, N.C. Kurukulasuriya⁶, S.I. Sheikh⁶, V. Viglietta⁶,
G. Giovannoni⁷
¹PRAGUE, CZECH REPUBLIC, ²BOCHUM, GERMANY, ³CLEVELAND, UNITED STATES, ⁴BASEL, SWITZERLAND, ⁵DALLAS, ⁶CAMBRIDGE, UNITED STATES, ⁷LONDON, UNITED KINGDOM
- PP1234** **Nitric oxide synthases gene polymorphisms and multiple sclerosis**
M. Hladikova¹, P. Praksova¹, S. Tschöplová¹, P. Stourac¹,
J. Bednarik¹
¹BRNO, CZECH REPUBLIC

SATURDAY, MAY 31, 2014

12:30-14:15

PAPER POSTER SESSION 1:
MULTIPLE SCLEROSIS AND RELATED DISORDERS 1 (CONDT.)

CHAIRPERSONS:

MARIA PIA AMATO, FLORENCE, ITALY

CO-CHAIR:

OLIVER FINDLING, BERN, SWITZERLAND

Poster No

- PP1235** Natalizumab increased the probability of clinically important confirmed walking speed improvement in AFFIRM
M. Hutchinson¹, E. Havrdova², X. You³, S. Belachew³
¹DUBLIN, IRELAND, ²PRAGUE, CZECH REPUBLIC, ³CAMBRIDGE, UNITED STATES
- PP1236** Cognitive evolution in Tysabri (natalizumab) treated multiple sclerosis patients
F. Jacques¹, B.T. Harel², A.J. Schembri³, C. Paquette¹, J. Gale³, B. Bilodeau¹
¹GATINEAU, CANADA, ²NEW HAVEN, UNITED STATES, ³MELBOURNE, AUSTRALIA
- PP1237** Sexual dysfunction in patients with MS
O. Kalbus¹
¹DNEPROPETROVSK, UKRAINE
- PP1238** Delayed-release dimethyl fumarate and health-related quality of life (HRQoL) in relapsing-remitting multiple sclerosis (RRMS) patients according to prior therapy: integrated analysis of DEFINE and CONFIRM
L. Kappos¹, R.J. Fox², R. Gold³, M. Kita⁴, J.T. Phillips⁵, S.P. Sarda⁶, L. Zhong⁶, T. Niecko⁷, N.C. Kurukulasuriya⁶, G. Giovannoni⁸
¹BASEL, SWITZERLAND, ²CLEVELAND, UNITED STATES, ³BOCHUM, GERMANY, ⁴SEATTLE, ⁵DALLAS, ⁶CAMBRIDGE, ⁷NAPLES, UNITED STATES, ⁸LONDON, UNITED KINGDOM
- PP1239** Quantifying cognitive deficits in multiple sclerosis: an extensive evaluation of a short version of Rao's Brief Repeatable Battery (BRB)
P.M. Keune¹, S. Hansen¹, S. Kronhofmann¹, K. Herzog¹, J. Muenssinger¹, U. Hofstadt-van Oyi¹, P. Oschmann¹
¹BAYREUTH, GERMANY
- PP1240** Peg-interferon beta-1a may improve recovery following relapses: post-hoc analyses of the pivotal phase 3 ADVANCE study in patients with relapsing-remitting multiple sclerosis
B.C. Kieseier¹, T.F. Scott², S.D. Newsome³, S. Sheikh⁴, S. Hung⁴, X. You⁴, B. Sperlring⁴
¹DÜSSELDORF, GERMANY, ²PITTSBURGH, ³BALTIMORE, ⁴CAMBRIDGE, UNITED STATES

PAPER POSTER SESSION 1:
MULTIPLE SCLEROSIS AND RELATED DISORDERS 1 (CONDT.)

CHAIRPERSONS:

MARIA PIA AMATO, FLORENCE, ITALY

CO-CHAIR:

OLIVER FINDLING, BERN, SWITZERLAND

Poster No

- PP1241** Factors influencing clinically meaningful physical deterioration in patients with relapsing-remitting multiple sclerosis: results from the ADVANCE study
E. Kinter¹, S. Guo², A. Altincatal², I. Proskorovsky³, G. Phillips¹, B. Sperling¹
¹CAMBRIDGE, ²LEXINGTON, UNITED STATES, ³MONTREAL, CANADA
- PP1242** Cortical activation changes following botulinum toxin treatment of leg spasticity in multiple sclerosis
J. Klosova¹
¹OLOMOUC, CZECH REPUBLIC
- PP1243** Cognitive dysfunction and the relationship of fatigue and depression in primary Sjögren syndrome
B. Kocer¹, M.E. Tezcan¹, H.B. Caglayan¹, S. Haznedaroglu¹, R. Mercan¹, C. Irkeç¹
¹ANKARA, TURKEY
- PP1244** Investigation of the cardiac effects of ceralifimod (ONO-4641)
S. Krösser¹, P. Wolna¹, T.Z. Fischer², B. Darpo³
¹DARMSTADT, GERMANY, ²BILLERICA, ³ROCHESTER, UNITED STATES
- PP1245** Evaluation of atrioventricular blocks and sinus pauses at re-initiation of siponimod (BAF312) treatment after variable periods of discontinuation from continued drug therapy
E. Legangneux¹, K. Shakeri-Nejad¹, V. Aslanis¹, A. Sagkriotis¹, B. Brendani¹, R. Behrje²
¹BASEL, SWITZERLAND, ²EAST HANOVER, UNITED STATES
- PP1246** Differential methylation pattern of promoter of FAS death receptor in multiple sclerosis patients depending on response to IFN beta therapy
M.J. Pinto-Medel¹, T. Órpez¹, J. Ortega-Pinazo¹, C. Lopez-Gomez¹, J.A. Sánchez¹, M. Guerrero¹, I. Hurtado¹, F. Diez de Baldeón¹, L. Leyva¹, Ó. Fernández¹
¹MÁLAGA, SPAIN

SATURDAY, MAY 31, 2014

12:30-14:15

PAPER POSTER SESSION 1: PERIPHERAL NERVE DISORDERS 1

CHAIRPERSONS:

MARY M. REILLY, LONDON, UNITED KINGDOM

CO-CHAIR:

MARTIN RAKUSA, MARIBOR, SLOVENIA

Poster No

- PP1247** POEMS syndrome – case report of rare clinical presentation with pathological spinal fracture
D. Atanasova¹, N. Semerdjieva¹, N. Topalov¹, M. Milanova¹
¹SOFIA, BULGARIA
- PP1248** Neurogenic claudication-mimic due to severe aortoiliac disease
D.-W. Bae¹
¹SEOUL, KOREA, REPUBLIC OF
- PP1249** The time course of pseudo-conduction blocks in a patient with vasculitic neuropathy
C.E. Bekircan-Kurt¹, U. Kalyoncu¹, S. Erdem-Özdamar¹, Ç. Temuçin¹
¹ANKARA, TURKEY
- PP1250** Three families with hereditary amyloid polyneuropathy with three different mutations
C.-E. Bekircan-Kurt¹, N. Güneş¹, A. Yılmaz², S. Erdem-Özdamar¹, E. Tan¹
¹ANKARA, ²MERSIN, TURKEY
- PP1251** Small fiber neuropathy in patients with chronic graft-versus-host disease after allogeneic hematopoietic stem cell transplantation – preliminary results of a prospective study
E. Bilic¹, L. Grkovic¹, D. Pulanic¹, R. Serventi Seiwert¹, E. Bilic¹, D. Nemet¹, S.Z. Pavletic²
¹ZAGREB, CROATIA, ²BETHESDA, UNITED STATES
- PP1252** Severe motor neuropathy with monoclonal gammopathy and high titers of antibodies against GM1 and GD1b gangliosides: response to treatment
C. Cauquil¹, G. Beaudonnet¹, C. Labeyrie¹, P. Chretien¹, E. Balacz¹, C. Lacroix¹, C. Adam¹, M. Theaudin¹, D. Adams¹
¹LE KREMLIN BICETRE, FRANCE
- PP1253** Deletion of ADAM10 in axons impairs axonal outgrowth and remyelination in the PNS
A. Derksen¹, R. Stassart², M. Stettner¹, G. Meyer zu Hörste¹, H.-P. Hartung¹, B.C. Kieseier¹
¹DÜSSELDORF, ²GÖTTINGEN, GERMANY

PAPER POSTER SESSION 1: PERIPHERAL NERVE DISORDERS 1 (CONDT.)

CHAIRPERSONS:

MARY M. REILLY, LONDON, UNITED KINGDOM

CO-CHAIR:

MARTIN RAKUSA, MARIBOR, SLOVENIA

Poster No

- PP1254** Efficacy and tolerability of different brand of IVIg in the maintenance treatment of chronic immune mediated neuropathy
F. Gallia¹, C. Balducci¹, D. Di Pietro¹, E. Nobile-Orazio¹
¹ROZZANO, ITALY
- PP1255** Acute intermittent porphyria (AIP) presenting as acute neuropathy: a laboratory and genetically confirmed observation
A. Grisold¹, C. Weber¹, H. Cetin¹, E. Auff¹, T. Sycha¹
¹VIENNA, AUSTRIA
- PP1256** Guillain-Barré syndrome associated with rapid immune reconstitution following autogeneic hematopoietic stem cell transplantation
L. Guilloton¹, P.F. Wey¹, L. Quesnel¹, T. Gargi¹, C. Faulcon¹, H. Ghesquière¹, P. Biron¹
¹LYON, FRANCE
- PP1257** Two cases with different involvement of hypoglossal nerve
Ş.F. Hiz¹, S.M. Çınar¹, E. Mercan¹
¹ISTANBUL, TURKEY
- PP1258** Neurotoxic chemotherapy in Charcot-Marie-Tooth disease: a case series
M.J. Ibanez^{1,2}, T. Maisonobe¹, D. Ricard¹, T. Lenglet¹, J.-Y. Delattre¹, T. Stojkovic¹, D. Psimaras¹
¹PARIS, FRANCE, ²VALENCIA, SPAIN
- PP1259** Report of two unusual cases of unilateral isolated hypoglossal nerve palsy
I.H. Ipekdağ¹, R. Tınazlı¹, D.L. Üstün¹, Ş. Çavuşoğlu¹
¹NICOSIA, CYPRUS
- PP1260** Significance of ultrasound muscle echointensity in diagnosis of carpal tunnel syndrome
B.-J. Kim¹, J.-S. Kim¹, H.Y. Seok¹
¹SEOUL, KOREA, REPUBLIC OF

SATURDAY, MAY 31, 2014

12:30-14:15

PAPER POSTER SESSION 1: PERIPHERAL NERVE DISORDERS 1 (CONDT.)

CHAIRPERSONS:

MARY M. REILLY, LONDON, UNITED KINGDOM

CO-CHAIR:

MARTIN RAKUSA, MARIBOR, SLOVENIA

Poster No

- PP1261** Ulnar nerve instability around the elbow in healthy subjects: ultrasonographic and electrophysiological findings
D.H. Kim¹, B.K. Park¹, P.W. Choung¹
¹ANSAN-SI, KOREA, REPUBLIC OF
- PP1262** Case report: acute inflammatory demyelinating polyneuropathy with bilateral extensor plantar reflexes
J.Y. Al-Hashel¹, S. Ahmed^{1,2}, S.Y. Al-Bader¹
¹KUWAIT, KUWAIT, ²AL-MINIA, EGYPT
- PP1263** A helping hand
M. Brinkman¹, T. Schreuder¹
¹HEERLEN, NETHERLANDS
- PP1264** Searching for an etiology for mononeuritis multiplex
R.C. Ciubotarescu¹, A.M. Cobzaru¹
¹BUCHAREST, ROMANIA
- PP1265** A severe chronic form of ("A")MSAN during pregnancy
N. Dubuisson¹, P. Hanson¹, A. Jeanjean², I. Mathy³,
Y. Vandermeeren¹
¹YVOIR, ²BRUSSELS, ³NAMUR, BELGIUM
- PP1266** Electrophysiological study of the sciatic nerve in spontaneously hypertensive rats: is there a gender difference?
L.B. Fontanesi¹, M.C.L. Schiavoni¹, W. Marques Júnior¹,
V.P.S. Fazan¹
¹RIBEIRAO PRETO, BRAZIL
- PP1267** Study of late responses' parameters in carpal tunnel syndrome
A.M. Galamb¹, I.D. Minea¹
¹BRASOV, ROMANIA
- PP1268** Livedoid vasculopathy associated with peripheral neuropathy successfully treated with warfarin
T. Garcia-Sobrino¹, A. Sesar¹, L. Casas-Fernández¹,
E. Costa-Arpín¹, J. Pardo¹
¹SANTIAGO DE COMPOSTELA, SPAIN

PAPER POSTER SESSION 1: PERIPHERAL NERVE DISORDERS 1 (CONDT.)

CHAIRPERSONS:

MARY M. REILLY, LONDON, UNITED KINGDOM

CO-CHAIR:

MARTIN RAKUSA, MARIBOR, SLOVENIA

Poster No

- PP1269** Guillain-Barré syndrome following acute brucellosis: a case report
M.A. Gargouri¹, I. Bouchhima¹, E. Turki¹, M. Dammak¹, M.I. Miladi¹, C. Mhiri¹
¹SFAX, TUNISIA
- PP1270** Recurrent severe Guillain-Barré syndrome: a case report
M.A. Gargouri¹, I. Bouchhima¹, E. Turki¹, M. Dammak¹, M.I. Miladi¹, C. Mhiri¹
¹SFAX, TUNISIA
- PP1271** Ulnar nerve entrapment neuropathy at the elbow: relationship between the electrophysiological findings and neuropathic pain
G. Halac¹, P. Topaloglu¹, G. Kocaman¹, H.H. Karadeli¹, M.E. Ozcan¹, T. Asil¹
¹ISTANBUL, TURKEY
- PP1272** A case of rhabdomyolysis presenting as unilateral hemiplegia
E.S. Jung¹
¹SUNCHEON, KOREA, REPUBLIC OF
- PP1273** Neuralgic amyotrophy: a specific cause of bilateral shoulder pain
C. Machado¹, A.F. Santos¹, S. Varanda¹, J.N. Alves¹, M. Rodrigues¹, R. Maré¹, E. Lourenço¹
¹BRAGA, PORTUGAL
- PP1274** Post-irradiation neuromyotonia of the hypoglossal and spinal accessory nerves
D. Tzanetakos¹, E. Papageorgiou¹, E. Karamuzos¹, I. Markakis¹, G. Gkekas¹
¹NIKAIA, GREECE

SATURDAY, MAY 31, 2014

eSESSIONS

ISTANBUL, TURKEY, 31 MAY – 3 JUNE, 2014

eSESSION 1.1: AGEING AND DEMENTIA 1

CHAIRPERSON:

ANA ISABEL FIGUEIRA VERDELHO, LISBON, PORTUGAL

Poster No

- EP1101** **Neuronal correlates of anosognosia for memory impairment in Alzheimer's disease: the role of posterior cingulate cortex**
N. Antoine¹, M. Bahri¹, C. Bastin¹, E. Salmon¹
¹LIÈGE, BELGIUM
- EP1102** **An fMRI graph theory study of the effect of gender and aging on topology of functional brain networks**
A. Bisecco¹, M.A. Rocca¹, P. Valsasina¹, A. Meani¹, F. Agosta¹, M. Filippi¹
¹MILAN, ITALY
- EP1103** **[18F]FDG-PET evidence of selective medial temporal lobe dysfunction in prodromal Alzheimer's disease**
C. Cerami¹, A. Dodich¹, P.A. Della Rosa², G. Magnani¹, A. Marcone¹, A. Falini¹, D. Perani¹
¹MILAN, ²SEGRATE, ITALY
- EP1104** **Clock drawing test: validation studies with multiple forms of dementia**
D. Duro¹, M. Pereira¹, S. Jesus¹, V. Costa¹, H.B. Santiago¹, I. Santana¹
¹COIMBRA, PORTUGAL
- EP1105** **Cross-sectional clinical, neuropsychological, neuroimaging, and neurophysiological characterization of mild cognitive impairment patients in WP5 PharmaCog/E-ADNI study**
S. Galluzzi¹, M. Marizzoni¹, C. Babiloni², D. Bartres-Faz³, O. Blin⁴, R. Bordet⁵, B. Bosch², F. De Anna⁴, M. Didic⁴, L. Farotti⁶, G. Forloni⁷, J. Jovicich⁸, C. Marra², N. Marzano², J.L. Molinuevo³, F. Nobil⁹, J. Pariente¹⁰, L. Parnetti⁶, P. Payoux¹⁰, A. Picco⁹, D. Quaranta², J.-P. Ranjeva⁴, L. Roccatagliata⁹, P.M. Rossini², N. Salvadori⁶, P. Schonknecht¹¹, A. Soricelli¹², M. Tsolaki¹³, F. Vecchio², P.J. Visser¹⁴, J. Wiltfang¹⁵, G.B. Frisoni¹⁶
¹BRESCIA, ²ROME, ³PERUGIA, ⁴MILAN, ⁵TRENTO, ⁶GENOVA, ⁷NAPLES, ITALY, ⁸BARCELONA, SPAIN, ⁹MARSEILLE, ¹⁰LILLE, ¹¹TOULOUSE, FRANCE, ¹²LEIPZIG, ¹³ESSEN, GERMANY, ¹⁴THESSALONIKI, GREECE, ¹⁵AMSTERDAM, NETHERLANDS, ¹⁶GENEVA, SWITZERLAND
- EP1106** **Retinal plaques in Alzheimer's disease**
U.A. Kayabasi¹, R.C. Sergott²
¹ISTANBUL, TURKEY, ²PHILADELPHIA, UNITED STATES

SATURDAY, MAY 31, 2014

12:30-13:15

eSESSION 1.1: AGEING AND DEMENTIA 1 (CONDT.)

CHAIRPERSON:

ANA ISABEL FIGUEIRA VERDELHO, LISBON, PORTUGAL

Poster No

- EP1107** Cognitive impairment in healthy Filipino adults with MRI white matter hyperintensities
T.A.F. Talamera¹, J. Dominguez¹, M.M. Dizon¹
¹QUEZON CITY, PHILIPPINES
- EP1108** Factors that predict cognitive decline in patients with subjective cognitive impairment
Z. Walker^{1,2}, R. Ducksbury³, J. Rodda¹, C. Nagaraj⁴, T. Whitfield², K. Suresh², T. Stevens², A. Saez-Fonseca¹
¹LONDON, ²CHELMSFORD, ³NORWICH, ⁴LIVERPOOL, UNITED KINGDOM
- EP1109** Study of Alzheimer's disease patients in a cohort of aged adults on the island of Crete, Greece suggests genetic predisposition for the disease
I. Zaganas¹, E. Vogiatzi¹, S. Kapetanaki¹, S. Panagiotakis¹, I. Koutentaki¹, M. Basta¹, M. Giaka¹, S. Tziraki¹, G. Duyker¹, A. Bertsias¹, C. Lionis¹, D. Boumpas¹, P. Simos¹, A. Vgontzas¹, A. Plaitakis¹
¹HERAKLION, CRETE, GREECE
- EP1110** The Retzius-Cajal neuron in Alzheimer's disease
S.J. Baloyannis¹, C.G. Vasiliki¹, I. Mavroudis¹
¹THESSALONIKI, GREECE
- EP1111** Five-line fluency test is brief and effective screening for mild Alzheimer's disease – norms and cut-offs
A. Bartos¹, M. Raisova¹, D. Ripova¹
¹PRAGUE, CZECH REPUBLIC
- EP1112** The use of biomarkers for the etiologic diagnosis of mild cognitive impairment in Europe: a survey of the European Alzheimer's disease consortium
M. Bocchetta¹, S. Galluzzi¹, P. Kehoe², G.B. Frisoni^{1,3}
¹BRESCIA, ITALY, ²BRISTOL, UNITED KINGDOM, ³GENEVA, SWITZERLAND
- EP1113** Crossed aphasia in a dextral patient with nonfluent/agrammatic variant of primary progressive aphasia
F. Caso¹, F. Agosta¹, E.G. Spinelli¹, G. Gambina², G. Magnani¹, V. Blasi¹, A. Falini¹, G. Comi¹, M. Filippi¹
¹MILAN, ²VERONA, ITALY

eSESSION 1.1: CEREBROVASCULAR DISEASES 1

CHAIRPERSON:

NATAN BORNSTEIN, TEL AVIV, ISRAEL

Poster No

- EP1114** Association of asymptomatic peripheral arterial disease and ischemic stroke in Nigerians
S.A. Alimi¹, N.H. Alkali², Y.A. Zubair¹, S. Oyakhire¹,
T. Uwaezuoke¹, S.A. Bwala¹
¹ABUJA, ²BAUCHI, NIGERIA
- EP1115** Magnetic resonance imaging patterns associated with cerebral venous thrombosis and cerebral arterial infarctions: a comparison using voxel-based lesion-symptom mapping
A. Arnoux¹, O. Martinaud², E. Guegan-Massardier², C. Leclercq¹,
D. Wallon², D. Andriuta¹, A. Triquenot-Bagan², D. Hannequin²,
O. Godefroy¹, J.-M. Bugnicourt¹
¹AMIENS, ²ROUEN, FRANCE
- EP1116** Migraineurs are more susceptible to infarct growth in acute stroke
E.M. Arsava^{1,2}, J. Mawet¹, K. Eikermann-Haerter¹, K.Y. Park¹,
J. Helenius², L. Pearlman¹, A. Ross¹, A. Negro¹, A. Daneshmand¹,
H. Ay¹, C. Ayata¹
¹BOSTON, UNITED STATES, ²ANKARA, TURKEY
- EP1117** Glyceryl trinitrate for acute stroke: main results from the efficacy of nitric oxide in stroke (ENOS) trial
P.M.W. Bath¹, L. Woodhouse¹, S. Utton¹, N. Sprigg¹
¹NOTTINGHAM, UNITED KINGDOM
- EP1118** The impact of neurosonology in the emergency department
F. Blanco¹, J. Sargento-Freitas¹, L. Letra¹, A. Gouveia¹, L. Isidoro¹,
F. Silva¹, G. Cordeiro¹, L. Cunha¹
¹COIMBRA, PORTUGAL
- EP1119** Platelet activation and nitric oxide synthesis in patients with leukoaraiosis
C.A.I. Bulboaca¹, A.E.I. Bulboaca¹, I. Opincariu¹
¹CLUJ-NAPOCA, ROMANIA

SATURDAY, MAY 31, 2014

12:30-13:15

eSESSION 1.1: CEREBROVASCULAR DISEASES 1 (CONDT.)

CHAIRPERSON:

NATAN BORNSTEIN, TEL AVIV, ISRAEL

Poster No

- EP1120** Inhibition but not activation of neuronal P2X7 receptors plays roles in brain injury after optic nerve transaction and focal cerebral ischemia
A.B. Caglayan¹, M.C. Beker¹, U. Kilic¹, T. Kelestemur¹, B. Caglayan¹, E. Kilic¹
¹ISTANBUL, TURKEY
- EP1121** A prospective study of diagnostic accuracy and outcomes in cerebellar infarction
Z. Calic¹, C. Cappelen-Smith¹, V. Patel¹, D. Cordato¹
¹LIVERPOOL, AUSTRALIA
- EP1122** Clinical results of carotid artery stenting versus carotid endarterectomy; a single center experience
T. Akinci¹, E. Derle¹, S. Kibaroglu¹, R. Ocal¹, A. Harman¹, F. Kural¹, M. Kilinç¹, H.T. Akay¹, U. Can¹, U.S. Benli¹
¹ANKARA, TURKEY
- EP1123** Antithrombotic treatment and initial stroke severity in patients with acute ischemic stroke and atrial fibrillation: ten years observation of a single academic hospital in Korea
D.-I. Chang¹, J.-S. Lee¹, S.-H. Heo¹
¹SEOUL, KOREA, REPUBLIC OF
- EP1124** Posterior reversible encephalopathy syndrome (PRES): a series of 22 patients
S. Ciftci¹, A. Guler¹, C. Eraslan¹, H. Sirin¹, N. Celebisoy¹, C. Calli¹
¹IZMIR, TURKEY
- EP1125** Prospective comparison of continuous cardiac monitoring and Holter on a stroke unit
L. Dobbels¹, V. Thijs¹
¹LEUVEN, BELGIUM

eSESSION 1.1: CEREBROVASCULAR DISEASES 1 (CONDT.)

CHAIRPERSON:

NATAN BORNSTEIN, TEL AVIV, ISRAEL

Poster No

- EP1126** Treating experimental stroke with adult neural progenitor cells – an analysis of optimal intravenous cell delivery time points and their underlying mechanisms
T.R. Doeppner¹, B. Kaltwasser¹, M.K. Teli², D.M. Hermann¹
¹ESSEN, GERMANY, ²CALICUT, INDIA
- EP1127** Neuroprotective role of statins in the acute phase of ischemic stroke
L. Zhang¹, W. Fan¹, H. Bao¹, Q. Lv¹
¹SHANGHAI, CHINA
- EP1128** Genetic aspects of inflammatory response mediated by IL-6 following spontaneous intracerebral hemorrhage (SICH): a case control study
M. Florczak-Rzepka¹, C. Grond-Ginsbach², J. Montaner³, A. Rocco⁴, A. Kaminska¹, T. Steiner⁵
¹WARSAW, POLAND, ²HEIDELBERG, ⁴BERLIN, ⁵FRANKFURT AM MAIN, GERMANY, ³BARCELONA, SPAIN

SATURDAY, MAY 31, 2014

12:30-13:15

**eSESSION 1.1:
MOVEMENT DISORDERS 1****CHAIRPERSON:**

MEFKÜRE ERAKSOY, ISTANBUL, TURKEY

Poster No

- EP1129** Positive effects of granulocyte-colony stimulating factor on a rat model of Parkinson's disease
D. Aksoy¹, V. Solmaz¹, O. Erbas¹
¹TOKAT, TURKEY
- EP1130** Progressive encephalomyelitis with rigidity and myoclonus: a new variant with DPPX antibodies
B. Balint^{1,2}, S. Jarius¹, S. Nagel¹, U. Haberkorn¹, C. Probst³, I.M. Blöcker³, R. Bahtz³, L. Komorowski³, W. Stöcker³, A. Kastrup⁴, M. Kuthe⁵, H.-M. Meinck¹
¹HEIDELBERG, ³LÜBECK, ⁴BREMEN, ⁵HERDECKE, GERMANY, ²LONDON, UNITED KINGDOM
- EP1131** Epidemiological genetic study of familial dystonia in Tunisia
H. Benrhouma¹, N. Gouider-Khouja¹, U. Sheerin², G. Charlesworth², N. Wood², I. Turki¹
¹TUNIS, TUNISIA, ²LONDON, UNITED KINGDOM
- EP1132** Corpus callosum damage and motor function in Parkinson's disease
S. Galantucci¹, F. Agosta¹, I. Stankovic², I. Petrovic², T. Stojković², V.S. Kostic², M. Filippi¹
¹MILAN, ITALY, ²BELGRADE, SERBIA
- EP1133** Intensive rater training to standardize cognitive assessment: a study to assess the effect of rasagiline on mild cognitive impairment in Parkinson's disease patients
E. Grubb¹, K. Nations², R. Tanenbaum², C. Reinhold², R. Hilsabeck², A. Choudhry¹
¹OVERLAND PARK, ²AUSTIN, UNITED STATES
- EP1134** Levodopa/carbidopa intestinal infusion complications: the experience of 3 neurology departments in North-West Italy and a case report
G. Gusmaroli¹, M. Aguggia², L. Scarzella¹, K. Savio¹, M. Ravagnani¹, P. Pastorello¹, D. Barbagli¹
¹BIELLA, ²ASTI, ITALY

eSESSION 1.1: MOVEMENT DISORDERS 1 (CONDT.)

CHAIRPERSON:

MEFKÜRE ERAKSOY, ISTANBUL, TURKEY

Poster No

- EP1135** **Gastrointestinal dysfunction in PD patients with morning akinesia**
S. Isaacson¹
¹BOCA RATON, UNITED STATES
- EP1136** **ANDANTE safety review: a placebo controlled, randomized study of rasagiline as an add-on therapy to stable dose of dopamine agonists in early Parkinson's disease**
S. Isaacson¹, A. Choudhry²
¹BOCA RATON, ²OVERLAND PARK, UNITED STATES
- EP1137** **Pisa syndrome in Parkinson's disease: demographic and clinical correlations in an Italian multicenter study**
I.B. Juergenson¹, C. Geroin¹, F. Bombieri¹, N. Smania¹, S. Ottaviani¹, T. Bovi¹, G. Bisoffi¹, R. Mirandola¹, M. Canesi², G. Pezzoli², R. Ceravolo³, D. Frosini³, S. Rossi⁴, M. Olivelli⁴, A. Thomas⁵, R. Di Giacomo⁵, G. Fabbrini⁶, M. Sarchioto⁶, A. Bentivoglio⁶, F. Bove⁶, F. Tamma⁷, V. Lucchese⁷, G. Cossu⁸, F. Di Stefano⁸, A. Pisani⁶, G. Amadeo⁶, N. Modugno⁹, M. Zappia¹⁰, A. Nicoletti¹⁰, M.A. Volonté², F. Spagnolo², M. Sciarretta¹¹, T. Altavilla¹², G. Abbruzzese¹³, C. Cordano¹³, C. Pacchetti¹⁴, N.G. Pozzi¹⁴, R. Marconi¹⁵, S. Gallerini¹⁵, A. Mignarri¹⁵, R. Allocca¹⁶, G. Defazio¹⁷, F. Morgante¹⁸, L. Riccardi¹⁸, A. Cannas⁸, P. Solla⁸, C. Vitale¹⁶, A. Fasano¹⁹, P. Barone²⁰, M. Tinazzi¹
¹VERONA, ²MILAN, ³PISA, ⁴SIENA, ⁵CHIETI-PESCARA, ⁶ROME, ⁷ACQUAVIVA DELLE FONTI, ⁸CAGLIARI, ⁹POZZILLI, ¹⁰CATANIA, ¹¹VOGHERA, ¹²VIGEVANO, ¹³GENOVA, ¹⁴PAVIA, ¹⁵GROSSETTO, ¹⁶NAPLES, ¹⁷BARI, ¹⁸MESSINA, ²⁰SALERNO, ITALY, ¹⁹TORONTO, CANADA
- EP1138** **Self completed non motor symptoms questionnaire (NMSQuest) score used to set up Parkinson's disease burden in the outpatient clinic**
L. Klingelhoefer^{1,2}, I. Cova², A. Sauerbier¹, A. Rizos¹, L. Gallagher¹, P. Martinez-Martin³, K. Ray Chaudhuri¹
¹LONDON, UNITED KINGDOM, ²DRESDEN, GERMANY, ³MADRID, SPAIN

SATURDAY, MAY 31, 2014

12:30-13:15

eSESSION 1.1: MOVEMENT DISORDERS 1 (CONDT.)

CHAIRPERSON:

MEFKÜRE ERAKSOY, ISTANBUL, TURKEY

Poster No

- EP1139** **The effect of subthalamic nucleus deep brain stimulation on restless legs syndrome in patients with Parkinson's disease**
B. Koçer¹, S.S. Comoglu¹, H. Guven¹, F. Avsar¹
¹ANKARA, TURKEY
- EP1140** **The study of oxidative status and mitochondria functionality in human neuronal models of pantothenate kinase associated neurodegeneration**
S. Levi¹, P. Santambrogio¹, M. Guaraldo¹, A. Cozzi¹,
I.L. Rotundo¹, V. Broccoli¹, B. Garavaglia¹
¹MILAN, ITALY
- EP1141** **Pallidal deep brain stimulation in the treatment of Huntington's chorea**
G. Loutfi¹, P. Blomstedt¹, J. Linder¹, M. Hariz²
¹UMEÅ, SWEDEN, ²LONDON, UNITED KINGDOM

eSESSION 1.1: MULTIPLE SCLEROSIS AND RELATED DISORDERS 1

CHAIRPERSON:

STEN FREDRIKSON, STOCKHOLM, SWEDEN

Poster No

- EP1142** Spinal cord glutamate-glutamine is elevated at onset of cervical cord relapse in multiple sclerosis
K. Abdel-Aziz¹, B.S. Solanky¹, M.C. Yiannakas¹,
C.A. Wheeler-Kingshott¹, A.J. Thompson¹, O. Ciccarelli¹
¹LONDON, UNITED KINGDOM
- EP1143** Alemtuzumab demonstrates improvement in MRI outcomes across baseline subgroups versus subcutaneous interferon beta-1a in relapsing-remitting multiple sclerosis patients who relapsed on prior therapy
F. Barkhof¹, E. Fisher², J. Palmer³, D.H. Margolin³, D.L. Arnold⁴
¹AMSTERDAM, NETHERLANDS, ²CLEVELAND, ³CAMBRIDGE, UNITED STATES, ⁴MONTRÉAL, CANADA
- EP1144** Vitamin D status and vitamin D receptor gene Fok1 and Taq1 polymorphisms in Portuguese patients with multiple sclerosis
A. Bettencourt¹, A.M. Silva¹, C. Carvalho¹, B. Leal¹, E. Santos¹,
R. Samões¹, P.P. Costa¹, B.M. Silva¹
¹PORTO, PORTUGAL
- EP1145** The effect of teriflunomide on lymphocyte and neutrophil count in patients with a first clinical episode consistent with multiple sclerosis: results from the TOPIC study
G. Comi¹, A.E. Miller², J.S. Wolinsky³, M. Benamor⁴, D. Bauer⁵,
P. Truffinet⁴, L. Kappos⁶
¹MILAN, ITALY, ²NEW YORK, ³HOUSTON, ⁴BRIDGEWATER, UNITED STATES, ⁵CHILLY-MAZARIN, FRANCE, ⁶BASEL, SWITZERLAND
- EP1146** Artificial intelligence techniques in the diagnosis of multiple sclerosis
G. Dalla Costa¹, G. Di Maggio¹, L. Moiola¹, L. Leocani¹, R. Furlan¹,
M. Filippi¹, G. Comi¹, V. Martinelli¹
¹MILAN, ITALY

SATURDAY, MAY 31, 2014

12:30-13:15

eSESSION 1.1:

MULTIPLE SCLEROSIS AND RELATED DISORDERS 1 (CONDT.)

CHAIRPERSON:

STEN FREDRIKSON, STOCKHOLM, SWEDEN

Poster No

- EP1147** Interferon-beta specifically affects mitochondrial activity in CD4+ lymphocytes: potential mechanism of action
S. Faissner¹, A. Haghikia¹, D. Pappas², B. Pula¹, D. Akkad¹, L. Arning¹, S. Ruhrmann¹, R. Gold¹, S.E. Baranzini², M. Comabella³, A. Chan¹
¹BOCHUM, GERMANY, ²SAN FRANCISCO, UNITED STATES, ³BARCELONA, SPAIN
- EP1148** Predictors of freedom from detectable disease activity in patients with clinically isolated syndrome treated with interferon beta-1b in the BENEFIT trial
M.S. Freedman¹, L. Kappos², G. Edan³, X. Montalbán⁴, H.-P. Hartung⁵, D.H. Miller⁶, F. Barkhof⁷, V. Lanius⁸, J. Herrmann⁸, C. Stolz⁸, C. Pohl^{8,9}, R. Sandbrink^{5,8}, D. Pleimes⁸
¹OTTAWA, CANADA, ²BASEL, SWITZERLAND, ³RENNES, FRANCE, ⁴BARCELONA, SPAIN, ⁵DÜSSELDORF, ⁶BERLIN, ⁹BONN, GERMANY, ⁶LONDON, UNITED KINGDOM, ⁷AMSTERDAM, NETHERLANDS
- EP1149** Fingolimod in paediatric multiple sclerosis: design of a double-blind study versus interferon beta-1a IM
J. Gaertner¹, B. Banwell², A. Ghezzi³, G. Karlsson⁴, B. Li⁵, M. Merschhemke⁴, N. Putzki⁴, T. Chitnis⁶
¹GÖTTINGEN, GERMANY, ²PHILADELPHIA, ⁵EAST HANOVER, ⁶BOSTON, UNITED STATES, ³GALLARATE, ITALY, ⁴BASEL, SWITZERLAND
- EP1150** 4-year follow-up of delayed-release dimethyl fumarate treatment in relapsing-remitting multiple sclerosis (RRMS): integrated MRI outcomes from DEFINE, CONFIRM, and the ENDORSE extension study
D.L. Arnold¹, R.J. Fox², R. Gold³, E. Havrdova⁴, L. Kappos⁵, T. Youstry⁶, D.G. MacManus⁶, R. Zhang⁷, M. Yang⁷, V. Vigiotta⁷, S.I. Sheikh⁷, D.H. Miller⁶
¹MONTREAL, CANADA, ²CLEVELAND, ⁷CAMBRIDGE, UNITED STATES, ³BOCHUM, GERMANY, ⁴PRAGUE, CZECH REPUBLIC, ⁵BASEL, SWITZERLAND, ⁶LONDON, UNITED KINGDOM

eSESSION 1.1:

MULTIPLE SCLEROSIS AND RELATED DISORDERS 1 (CONDT.)

CHAIRPERSON:

STEN FREDRIKSON, STOCKHOLM, SWEDEN

Poster No

- EP1151** **Assessment of disability status with long-term natalizumab treatment in the STRATA study**
A. Goodman¹, L. Kappos², P. Duda³, M. Chiriac³, F. Forrestal³, S. Belachew³
¹ROCHESTER, ³CAMBRIDGE, UNITED STATES, ²BASEL, SWITZERLAND
- EP1152** **Efficacy of daclizumab HYP across subgroups of varying relapsing–remitting multiple sclerosis disease severity: results from the SELECT study**
G. Giovannoni¹, S. Greenberg², C. Tsao², J. Elkins³, K. Riestler³, R. Gold⁴
¹LONDON, UNITED KINGDOM, ²REDWOOD CITY, ³CAMBRIDGE, UNITED STATES, ⁴BOCHUM, GERMANY
- EP1153** **Efficacy and safety of anti LINGO-1 for the treatment of relapsing forms of multiple sclerosis: design of the phase 2 SYNERGY trial**
R.M. Hupperts^{1,2}, G. Phillips³, T. Dong-Si³, J.Q. Tran³, L. Xu³, D. Cadavid³
¹SITTARD, ²MAASTRICHT, NETHERLANDS, ³CAMBRIDGE, UNITED STATES
- EP1154** **Efficacy benefits of fingolimod 0.5 mg once daily in patients previously treated with glatiramer acetate: pooled analysis of phase 3 FREEDOMS and FREEDOMS II studies**
L. Kappos¹, E.-W. Radue¹, G. Karlsson¹, H. Zheng², P.V. Rosenstiel², D. Jeffery³
¹BASEL, SWITZERLAND, ²EAST HANOVER, ³NORTH CAROLINA, UNITED STATES
- EP1155** **Anti-JC virus antibody prevalence in a Finnish cohort of patients with multiple sclerosis and clinically isolated syndrome**
M. Kolasa¹, S. Hagman¹, A. Verkkoniemi-Ahola², L. Airas³, K. Koivisto⁴, I. Elovaara¹
¹TAMPERE, ²HELSINKI, ³TURKU, ⁴SEINÄJOKI, FINLAND
- EP1156** **Investigation of the effect of ceralifimod (ONO-4641) on lymphocytes in comparison with fingolimod**
S. Krösser¹, P. Wolna¹, T.Z. Fischer², R. Stoltz³
¹DARMSTADT, GERMANY, ²BILLERICA, ³EVANSVILLE, UNITED STATES

SATURDAY, MAY 31, 2014

12:30-13:15

eSESSION 1.1: PERIPHERAL NERVE DISORDERS

CHAIRPERSON:

DAVID ADAMS, LE KREMLIN BICÊTRE, FRANCE

Poster No

- EP1157** **Adult polyglucosan body disease: clinical and histological heterogeneity of an Italian family**
 I. Colombo¹, S. Pagliarani¹, S. Testolin¹, E. Salsano², L. Napoli², A. Bordoni², S. Salani², E. D'Adda³, L. Morandi², L. Farina², M. Riva⁴, A. Prella³, M. Sciacco², G. Comi², M. Moggio²
¹MILANO, ²MILAN, ³CREMA, ⁴LODI, ITALY
- EP1158** **Long-term prognosis and health-related quality of life (HRQoL) in multifocal motor neuropathy (MMN)**
 G. Galassi¹, A. Ariatti¹, M. Tondelli¹, F. Benuzzi¹, M. Stefani¹, P. Miceli¹, P.F. Nichelli¹, F. Valzania¹
¹MODENA, ITALY
- EP1159** **Prognostic factors and health-related quality of life (HRoL) in polyneuropathy with IgM antibodies to myelin associated glycoprotein (MAG)**
 G. Galassi¹, M. Tondelli¹, A. Ariatti¹, M. Stefani¹, P. Miceli¹, F. Benuzzi¹, P.F. Nichelli¹, F. Valzania¹
¹MODENA, ITALY
- EP1160** **Morphological study of the human corneal sub-basal plexus using in vivo confocal microscopy in patients with symptomatic diabetic polyneuropathy compared to controls**
 O.J.M. Nascimento¹, C. Pupe¹, M.R. Freitas¹, G. Matta¹
¹RIO DE JANEIRO, BRAZIL
- EP1161** **Modelling pathogenesis and treatment of Mitofusin 2 disease using patient-specific iPSCs**
 G. Riboldi¹, F. Rizzo¹, M. Ranieri¹, S. Brajkovic¹, G. Stuppia¹, M. Nizzardo¹, C. Simone¹, M. Ruggieri¹, S. Salani¹, M. Bucchia¹, F. Magri¹, N. Bresolin¹, G.P. Comi¹, S. Corti¹
¹MILAN, ITALY
- EP1162** **Churg Strauss syndrome neuropathy: characterization from a retrospective series of 700 biopsies**
 A. Bougea¹, E. Agnagnostou¹, P. Davaki¹, E. Stamboulis¹, E. Kararizou¹
¹ATHENS, GREECE

eSESSION 1.1: PERIPHERAL NERVE DISORDERS (CONDT.)

CHAIRPERSON:

DAVID ADAMS, LE KREMLIN BICÊTRE, FRANCE

Poster No

- EP1163** Genotypic and phenotypic presentation of TTR-FAP in Turkey
H. Durmuş¹, Z. Matur¹, M.M. Atmaca¹, M. Poda¹,
P. Oflazer-Serdaroğlu¹, F. Deymeer¹, Y. Parman¹
¹ISTANBUL, TURKEY
- EP1164** Neuropathy in Tangier disease mimicking leprosy
T. Garcia-Sobrino¹, M.J. Rabuñal¹, A. Beiras¹, M. Lema¹,
M.D. Montiel¹, J. Pardo¹
¹SANTIAGO DE COMPOSTELA, SPAIN
- EP1165** Bochum ultrasound score versus clinical and electrophysiological parameters in distinguishing acute-onset chronic from acute inflammatory demyelinating polyneuropathy
A. Kerasnoudis¹, K. Pitarokoili¹, V. Behrendt¹, R. Gold¹,
M.-S. Yoon¹
¹BOCHUM, GERMANY
- EP1166** Early and paradoxical worsening after rituximab infusion for anti-MAG neuropathy
C. Labeyrie¹, A. Not¹, G. Beaudonnet¹, C. Cauquil¹, M. Theaudin¹,
C. Denier¹, D. Adams¹
¹KREMLIN-BICÊTRE, FRANCE
- EP1167** Teachings from the French database of TTR familial amyloid polyneuropathy (TTR-FAP): sporadic, genetic and phenotypic heterogeneity in late onset cases
Z. Mincheva¹, C. Cauquil¹, C. Adam¹, P. Lozeron¹, A. Mantel¹,
S. Valleix², C. Lacroix¹, M. Theaudin¹, D. Adams¹
¹LE KREMLIN-BICÊTRE, ²PARIS, FRANCE
- EP1168** Anti-sulfatide IgM antibodies in peripheral neuropathy: to test or not to test?
C. Giannotta¹, C. Balducci¹, F. Gallia¹, D. Di Pietro¹,
E. Nobile-Orazio¹
¹ROZZANO, ITALY

SATURDAY, MAY 31, 2014

12:30-13:15

eSESSION 1.1: PERIPHERAL NERVE DISORDERS (CONDT.)

CHAIRPERSON:

DAVID ADAMS, LE KREMLIN BICÊTRE, FRANCE

Poster No

- EP1169** Distal polyneuropathy as initial manifestation of sporadic Creutzfeldt-Jakob disease: early sural biopsy findings
P. Ripellino^{1,2}, D. Imperiale², C. Comi¹, L. Napoli³, M. Moggio³, R. Cantello¹
¹NOVARA, ²TURIN, ³MILAN, ITALY
- EP1170** Combined skin biopsy and neurophysiological study in TTR-amyloidosis allows early detection of small fiber neuropathy
H. Salhi, F.J. Authier, Y. Baba Amer, S. Ayache, J.P. Lefaucheur, V. Planté-Bordeneuve
CRÉTEIL, FRANCE
- EP1171** Bortezomib – New option for chronic inflammatory demyelinating polyradiculoneuritis (CIDP)
M.-S. Yoon¹, A. Klasing¹, A. Reinacher-Schick¹, R. Gold¹
¹BOCHUM, GERMANY

eSESSION 1.2: AUTONOMIC NERVOUS SYSTEM DISORDERS

CHAIRPERSON:

IRINA VELCHEVA, SOFIA, BULGARIA

Poster No

- EP1201** Orthostatic intolerance is frequent in patients with clinically isolated syndrome
I. Adamec¹, I. Milivojevic², M. Lovric¹, A. Mismas¹, A. Junakovic¹, L. Crnosija¹, M. Krbot Skoric¹, M. Habek¹
¹ZAGREB, ²KRAPINSKE TOPLICE, CROATIA
- EP1202** Evaluation of autonomic nervous system in acute stroke through the assessments of heart rate variability and catecholamine levels
E. Akil¹, M.A. Akil¹, I. Kaplan¹, M.Z. Bilik¹, Y. Tamam¹
¹DIYARBAKIR, TURKEY
- EP1203** Comparison of sudoscan and Q-sweat for assessment of sudomotor function
A. Gerdelat¹, F. Ory-Magne¹, C. Brefel-Courbon¹, P. Cintas¹, M.C. Arne Bes¹, A. Pavy le Traon¹
¹TOULOUSE, FRANCE
- EP1204** Abstract withdrawn
- EP1205** Comparison of SUDOSCAN and cardiovascular testing for assessment of cardiovascular autonomic neuropathy
A. Pavy le Traon¹, A. Gerdelat¹, M.C. Arne Bes¹, C. Brefel-Courbon¹, P. Cintas¹, F. Ory Magne¹, J.M. Senard¹
¹TOULOUSE, FRANCE
- EP1206** Abstract withdrawn
- EP1207** Metabolic concentrations alternations of bilateral prefrontal lobes and hippocampus after taking codeine phosphate: quantified by 1H-MRS and LCModel
H. Lan¹, M. Wu¹, Z. Cao¹, Y. Xiao¹, R. Wu¹
¹SHANTOU, CHINA

SATURDAY, MAY 31, 2014

13:30-14:15

eSESSION 1.2: AUTONOMIC NERVOUS SYSTEM DISORDERS (CONDT.)

CHAIRPERSON:

IRINA VELCHEVA, SOFIA, BULGARIA

Poster No

- EP1208** Another cause of dizziness in posterior inferior artery territory cerebellar infarction: orthostatic hypotension
H. Lee¹, H.A. Kim¹
¹DAEGU, KOREA, REPUBLIC OF
- EP1209** Gender-related differences in the cardiac autonomic function in patients with Parkinson`s disease
S. Mantarova¹, P. Damyanov², K. Stambolieva², I. Velcheva²
¹PLOVDIV, ²SOFIA, BULGARIA
- EP1210** Orthostatic intolerance in bariatric surgery patients
V. Ponnusamy¹, A. Owens¹, V. Iodice¹, C. Mathias¹
¹LONDON, UNITED KINGDOM
- EP1211** The peripheral sympathetic neuron is intact in Alzheimer`s disease and frontotemporal dementia behavioural variant
W. Struhal¹, A. Javor¹, M. Vosko¹, G. Ransmayr¹
¹LINZ, AUSTRIA
- EP1212** Catecholaminergic polymorphic ventricular tachycardia presenting with pseudoseizures: Head-up tilt test as a provocation method of adrenergically mediated ventricular tachycardia
M. Turk¹, G. Granda¹, M. Kirbis¹, B. Lorber¹
¹LIUBLJANA, SLOVENIA
- EP1213** Cardiac autonomic activity among orphans
S. Tymchenko¹, H. Evstafyeva¹
¹SIMFEROPOL, UKRAINE

eSESSION 1.2: CEREBROVASCULAR DISEASES 2

CHAIRPERSON:

PATRIK MICHEL, LAUSANNE, SWITZERLAND

Poster No

- EP1214** **Clinical factors related to severity of post stroke dementia**
 J.H. Lee¹, J.H. Park², S.H. Hwang², S.H. Suk³
¹GOYANG-SI, ²SEOUL, ³SANBON, KOREA, REPUBLIC OF
- EP1215** **Changes in brain thyroid hormone receptors after permanent cerebral ischemia in male rats**
 A. Lourbopoulos¹, I. Mourouzis², E. Nousiopoulou¹,
 S. Chatzigeorgiou¹, T. Mavridis¹, I. Kokkinakis¹,
 T. Karapanayiotides¹, O. Touloumi¹, C. Chouliaras¹,
 D. Karacostas¹, C. Pantos², N. Grigoriadis¹
¹THESSALONIKI, ²ATHENS, GREECE
- EP1216** **Setting up a neuroscience stroke and rehabilitation centre 12,000 km away with the help of telemedicine - To teach to treat – to treat to teach**
 U. Meyding-Lamadé¹, E.M. Craemer¹, C. Chan², Y. Norzieda²,
 C. Jacobi¹, C. Schwark¹, C. Mohs¹, K. Enk¹, B. Bassa¹, A. Masri²,
 I. Jafaar², Z. Hanafi³, A. Aziz³, B. Kress¹
¹FRANKFURT AM MAIN, GERMANY, ²JERUDONG, ³NEGARA, BRUNEI DARUSSALAM
- EP1217** **Hypomorphic NOTCH3 allele in an Italian family with CADASIL features**
 M. Moccia¹, R. Erro², L. Mosca³, M. Cervasio⁴, F. Caranci⁴,
 A. Leonardi⁴, C. Vitale⁴, M. Picillo⁴, R. Allocca⁴, F. Falco⁴,
 G. Santangelo⁴, M.L. Del Basso-De Caro⁴, S. Penca³, P. Barone⁵
¹NAPOLI, ²MILAN, ⁴NAPLES, ⁵SALERNO, ITALY, ³LONDON, UNITED KINGDOM
- EP1218** **Ischemic stroke in patients under anticoagulation therapy: new options, old problems!**
 H. Nzwalo¹, R. Almeida¹, A. Fidalgo¹, F. Ferreira¹, C. Basilio¹
¹FARO, PORTUGAL
- EP1219** **Blood genomic signatures in extracranial- and intracranial atherosclerosis in ischemic stroke patients**
 S.-H. Oh¹, H.-B. Lee¹, Y. Kim¹, J. Kim¹, N.-K. Kim¹
¹SEONGNAM, KOREA, REPUBLIC OF

SATURDAY, MAY 31, 2014

13:30-14:15

eSESSION 1.2: CEREBROVASCULAR DISEASES 2 (CONDT.)

CHAIRPERSON:

PATRIK MICHEL, LAUSANNE, SWITZERLAND

Poster No

- EP1220** Comparison of duplex ultrasonography with digital subtraction angiography in the assessment of symptomatic carotid artery stenosis
C.K. Papastergios¹, E. Karamouzos¹, D. Tzanetakos¹, I. Markakis¹, G. Gekas¹
¹NIKAIA, GREECE
- EP1221** Decision analysis for thrombolysis in acute ischemic stroke of various degrees of severity
L. Pereira¹, M. Rodrigues¹
¹ALMADA, PORTUGAL
- EP1222** Adherence with post-stroke follow-up clinic visits and factors influencing compliance in a large urban hospital in the United States of America
V. Punia¹, H. Georgsson¹, M. El-Ghanem¹, W. He¹, M. Hillen¹
¹NEWARK, UNITED STATES
- EP1223** Inhibition of plasma kallikrein protects mice from ischemic stroke by combined antithrombotic, anti-inflammatory and anti-edematous mechanisms
S. Reymann¹, F. Langhauser¹, B. Nieswandt¹, G. Stoll¹, E. Göb¹, C. Kleinschnitz¹
¹WUERZBURG, GERMANY
- EP1224** Prognostic evaluation of cerebral vein and dural sinus thrombosis
H. Rocha¹, A.L. Rocha¹, M. Carvalho¹
¹PORTO, PORTUGAL
- EP1225** The aetiology of spontaneous intracerebral haemorrhage – Insights from a neuropathological series
L. Ruano¹, R. Samões², R. Taipa², M. Melo Pires²
¹SANTA MARIA DA FEIRA, ²PORTO, PORTUGAL

eSESSION 1.2: CEREBROVASCULAR DISEASES 2 (CONDT.)

CHAIRPERSON:

PATRIK MICHEL, LAUSANNE, SWITZERLAND

Poster No

- EP1226** Diabetes and stroke: liraglutide is associated with a decreased risk of stroke in type 2 diabetes mellitus. A nested case-control study
J. Scheel-Thomsen¹, J. Starup-Linde^{1,2}, M. Gejl², S. Gregersen², P. Vestergaard¹
¹AALBORG, ²AARHUS, DENMARK
- EP1227** Persistent barriers to help seeking for stroke and TIA after a national media campaign (Face, Arm, Speech, Time to Call 999 (FAST))
N. Sharrack¹, M. Randall², P. Norman², E.C. Goyder², J. Redgrave²
¹BIRMINGHAM, ²SHEFFIELD, UNITED KINGDOM
- EP1228** Expansive arterial remodeling: risk factors for ischemic complication after carotid artery stenting?
H. Shigemasa¹
¹SETO, JAPAN

SATURDAY, MAY 31, 2014

13:30-14:15

**eSESSION 1.2:
HEADACHE AND PAIN 1****CHAIRPERSON:**

LEILA AKHMADEEVA, UFA, RUSSIA

Poster No

- EP1229** The effects of transcutaneous electrical nerve stimulation (TENS) for patients with low back pain: first two randomized controlled trials in Russia with dynamic TENS devices
L. Akhmadeeva¹, G. Rayanova¹, N. Blinova¹, B. Veytsman²
¹UFA, RUSSIAN FEDERATION, ²FAIRFAX, UNITED STATES
- EP1230** Effects of stimulating melanopsin-containing retinal ganglion cells in migraine patients using multifocal objective pupillometry
E.N. Ali¹, T. Maddess¹, C.F. Carle¹, C. Lueck¹
¹CANBERRA, AUSTRALIA
- EP1231** Neuromuscular transmission studied with SFEMG in migraine with aura: phenotypic correlations in 93 patients
A. Ambrosini¹, C. Di Lorenzo², L. Di Clemente², V. Bohotin³, A. Maertens de Noordhout⁴, J. Schoenen⁴
¹POZZILLI, ²ROME, ITALY, ³CHARTRES, FRANCE, ⁴LIÈGE, BELGIUM
- EP1232** Visual and auditory evoked potentials in migraine: sensitivity and specificity as diagnostic tools
A. Ambrosini¹, A. Kisialiou², L. Finos³, J. Afra⁴, G. Coppola^{5,6}, L. Di Clemente⁵, E. Iezzi¹, D. Magis⁷, P.S. Sandor⁸, T. Sasso d'Elia⁵, A. Viganò⁵, M. Fataki⁷, F. Pierelli¹, J. Schoenen⁸
¹POZZILLI, ³PADUA, ⁵ROME, ⁶LATINA, ITALY, ²GLASGOW, UNITED KINGDOM, ⁴BUDAPEST, HUNGARY, ⁷LIÈGE, BELGIUM, ⁸ZURICH, SWITZERLAND
- EP1233** Medication overuse headache: a 12-year follow-up study of 77 patients
Y. Beckmann¹, S. Gökçe¹, A. İnceoğlu¹
¹İZMIR, TURKEY
- EP1234** Abnormal thalamic function in patients with vestibular migraine
F. Conte¹, A. Russo¹, V. Marcelli¹, F. Esposito², V. Corvino¹, L. Marcuccio¹, A. Giannone¹, R. Conforti¹, E. Marciano¹, G. Tedeschi¹, A. Tessitore¹
¹NAPLES, ²SALERNO, ITALY

eSESSION 1.2: HEADACHE AND PAIN 1 (CONDT.)

CHAIRPERSON:

LEILA AKHMADEEVA, UFA, RUSSIA

Poster No

- EP1235** Q-No: a questionnaire to predict nocebo in outpatients seeking neurological consultation
C. Deligianni¹, D.D. Mitsikostas¹
¹ATHENS, GREECE
- EP1236** Sexual dysfunction in migraine patients receiving preventatives: evaluation with two screening test
E. Dominguez¹, L. Ruiz², M.S. Hernández¹, E. Toribio², I. Muñoz¹, C. de la Cruz¹, M. Ruiz¹, M. Pedraza¹, A.L. Guerrero¹, F. Uribe¹
¹VALLADOLID, ²MADRID, SPAIN
- EP1237** Headache in cerebral venous-sinus thrombosis, pattern and location: a series of 60 consecutive patients
M. Farzadfar¹, A. Ghabeli Juibary¹, S. Yazdani¹
¹MASHHAD, IRAN, ISLAMIC REPUBLIC OF
- EP1238** Association between cranial autonomic symptoms (CAS) and main migraine's features in a juvenile population with migraine
G. Giordano¹, C. Spitaleri¹, D. Trapolino¹, F. Consolo¹, M. D'Amelio¹, G. Santangelo¹, V. Raieli¹, F. Vanadia¹
¹PALERMO, ITALY
- EP1239** Impulsivity among migraine patients: study in a series of 129 cases
M.S. Hernández¹, I. Muñoz¹, M.I. Pedraza¹, E. Dominguez¹, M. Ruiz¹, G. Isidro¹, E. Mayor¹, E.M. Sotelo¹, V. Molina¹, A.L. Guerrero¹, F. Uribe¹
¹VALLADOLID, SPAIN
- EP1240** Prevalence of headache disorders diagnosed according to ICHD-3beta in three different social settings
E.R. Lebedeva¹, N.R. Kobzeva¹, T.S. Tsypushkina¹, P.A. Philimonova¹, D.V. Gilev¹, J. Olesen²
¹YEKATERINBURG, RUSSIAN FEDERATION, ²COPENHAGEN, DENMARK
- EP1241** Grey matter in migraine with aura patients
M. Margoni¹, M. Calabrese², F. Maggioni¹, G. Zanchin¹
¹PADUA, ²VERONA, ITALY

SATURDAY, MAY 31, 2014

13:30-14:15

eSESSION 1.2: HEADACHE AND PAIN 1 (CONDT.)

CHAIRPERSON:

LEILA AKHMADEEVA, UFA, RUSSIA

Poster No

- EP1242** Visual evoked potential habituation in migraineurs: a longitudinal study with a blinded design
P. Omland¹, M. Uglem¹, T. Sand¹
¹TRONDHEIM, NORWAY
- EP1243** Reversible cerebral vasoconstriction syndrome as a cause of thunderclap headache: a retrospective case series study
A. Papathanasiou^{1,2}, V. Zouvelou², D. Breen¹, A. Misbahuddin¹, S. Chawda¹, R. De Silva¹
¹ROMFORD, ESSEX, UNITED KINGDOM, ²ATHENS, GREECE
- EP1244** A cross-sectional study of migraine improvement after diet/exercise-induced weight loss or bariatric surgery
S. Razeghi Jahromi¹, M. Abolhasani¹, M. Togha¹, A. Meysamie¹, M. Talebpour¹, S. Sadre-Jahani¹
¹TEHRAN, IRAN, ISLAMIC REPUBLIC OF
- EP1245** Chronic migraine: characteristics in a prospective headache registry
M. Ruiz Piñero¹, M.I. Pedraza Hueso¹, P. Mulero Carrillo¹, C. De la Cruz Rodríguez¹, M. Hernández García¹, E. Martínez Velasco¹, I. Muñoz León¹, J. Barón Sánchez¹, Á.L. Guerrero Peral¹
¹VALLADOLID, SPAIN

eSESSION 1.2: INFECTION AND AIDS; NEUROTOXICOLOGY; EDUCATION IN NEUROLOGY; HISTORY OF NEUROLOGY

CHAIRPERSON:

JÖRG REINHOLD WEBER, KLAGENFURT, AUSTRIA

Poster No

- EP1246** Which disorders may mimic Whipple's disease?
G. Caçãõ¹, J. Martins¹, R. Taipa¹, J. Damásio¹
¹PORTO, PORTUGAL
- EP1247** Sporadic Creutzfeldt-Jakob disease: the 'forme fruste'
M. Koide¹, S. Iose¹, K. Ito¹, Y. Yoshiyama¹, K. Arai¹,
A. Uzawa¹, S. Kuwabara¹
¹CHIBA, JAPAN
- EP1248** Neurophobia: localising the deficit
M. Nistrata-Ortiz¹, E. Horton¹, N. Williams¹, P. Gulati¹, S. Singh¹
¹LONDON, UNITED KINGDOM
- EP1249** Abstract withdrawn
- EP1250** Empedocles and Galen on the functional expression of the soul
S.J. Baloyannis¹
¹THESSALONIKI, GREECE
- EP1251** Tuberculous meningoencephalitis – clinico-radiological correlations and therapeutic response
R. Borindel (Filipov)¹, M. Enyedí¹, M. Comanescu¹, C. Oprea¹,
P. Calistru¹
¹BUCHAREST, ROMANIA
- EP1252** The contribution to neurological research by Professor Michailo Lapinsky
T.A. Dovbonos¹
¹KYIV, UKRAINE

SATURDAY, MAY 31, 2014

13:30-14:15

eSESSION 1.2:

INFECTION AND AIDS; NEUROTOXICOLOGY;
EDUCATION IN NEUROLOGY; HISTORY OF NEUROLOGY (CONDT.)

CHAIRPERSON:

JÖRG REINHOLD WEBER, KLAGENFURT, AUSTRIA

Poster No

- EP1253** **Paralytic rabies: two case reports**
R. Beyrouti¹, M. Zouari², E. Farhat², S. Ben Sassi², F. Hentati²
¹SFAX, ²TUNIS, TUNISIA
- EP1254** **Caffeine prevents human prion protein-mediated neurotoxicity through induction of autophagy**
J.-H. Moon¹, J.-H. Lee¹, J.-Y. Park¹, S.-W. Kim¹, S.-Y. Park¹
¹JEONJU, KOREA, REPUBLIC OF
- EP1255** **Prognostic value of Transcranial Doppler in bacterial meningitis**
M.S.P. Suministrado¹, R.U. Esagunde², J.C. Navarro²
¹QUEZON CITY, ²MANILA, PHILIPPINES

eSESSION 1.2: MOVEMENT DISORDERS 2

CHAIRPERSON:

CLAUDIA TRENKWALDER, KASSEL, GERMANY

Poster No

- EP1256** The oligomer modulator anle138b is effective in the prodromal phase of a transgenic mouse model of Parkinson's disease
C. Prix¹, F. Schmidt¹, J. Levin¹, K. Schinke¹, S. Shi¹, S. Ryazanov², A. Leonov², T. Högen¹, G. Mitteregger-Kretzschmar¹, H.A. Kretzschmar¹, K. Bötzel¹, C. Griesinger², A. Giese¹
¹MUNICH, ²GÖTTINGEN, GERMANY
- EP1257** Cerebellar signs in spinocerebellar ataxia type 37 at the start of follow up
I. Pulido-Valdeolivas¹, D. Gómez-Andrés¹, C. Serrano-Munuera²
¹MADRID, ²MARTORELL, SPAIN
- EP1258** Opicapone effect on levodopa pharmacokinetics in comparison with placebo and entacapone when administered with immediate release 100/25mg levodopa/carbidopa in healthy subjects
J.F. Rocha¹, A. Falcão², N. Lopes¹, R. Pinto^{1,3}, A. Santos¹, T. Nunes¹, P. Soares-da-Silva^{1,3}
¹S. MAMEDE CORONADO, ²COIMBRA, ³PORTO, PORTUGAL
- EP1259** Opicapone long-term efficacy and safety in Parkinson's disease BIPARK-II study: a one-year open-label follow-up
R. Costa¹, C. Oliveira¹, R. Pinto^{1,2}, N. Lopes¹, T. Nunes¹, J.F. Rocha¹, P. Soares-da-Silva^{1,2}
¹S. MAMEDE CORONADO, ²PORTO, PORTUGAL
- EP1260** Transcranial parenchymal sonography findings and the structure of depression in patients with Parkinson's disease
I. Stankovic¹, E. Stefanova¹, L. Ziropadja¹, A. Pavlovic¹, M. Mijajlovic¹, V. Kostic¹
¹BELGRADE, SERBIA

SATURDAY, MAY 31, 2014

13:30-14:15

eSESSION 1.2: MOVEMENT DISORDERS 2 (CONDT.)

CHAIRPERSON:

CLAUDIA TRENKWALDER, KASSEL, GERMANY

Poster No

- EP1261** **Peripheral alpha-synuclein markers in subjects harboring the G209A mutation in the SNCA gene**
E. Emmanouilidou¹, R. Antonelou¹, D. Papadimitriou¹, M. Maniati¹, N. Papagiannakis¹, M. Stamelou¹, G. Tagaris¹, S. Papageorgiou¹, E. Kapaki¹, N. Leonardos¹, P. Ioannou¹, S. Bostantjopoulou², A. Papadimitriou³, A. Athanassiadou⁴, K. Vekrellis¹, L. Stefanis¹
¹ATHENS, ²THESSALONIKI, ³LARISSA, ⁴PATRA, GREECE
- EP1262** **A reclassification rate of clinical diagnoses and diagnostic impact of imaging tests in parkinsonian disorders: a 2-year follow-up study**
K. Laučkaitė¹, D. Šurkienė¹, B. Gaižauskienė¹, B. Vaidelytė¹, I. Banaitytė¹, A. Vaitkus¹, D. Rastenytė¹
¹KAUNAS, LITHUANIA
- EP1263** **Effects of high altitude exposure on physiological tremor**
E. Aspek¹, F. Fazekas¹, P. Schwingenschuh¹
¹GRAZ, AUSTRIA
- EP1264** **Power of olfaction impairment on the etiopathogenesis of parkinsonism in an animal model: experimental study**
M.D. Aydin¹, N. Aydin², C. Gundogdu¹, D. Kotan³, H. Ulvi¹
¹ERZURUM, ²ISTANBUL, ³SAKARYA, TURKEY
- EP1265** **Myoclonus after treatment of cobalamin deficiency: an unusual complication in an adult**
A. Ben Mahmoud¹, E. Farhat¹, M. Zouari¹, F. Hentati¹
¹TUNIS, TUNISIA
- EP1266** **Evaluation of olfactory function in Friedreich's ataxia: a case-control study**
F.M. Branco Germiniani¹, T. Cavalcante¹, A. Moro¹, M. Moscovich¹, R.P. Munhoz², W.O. Arruda¹, H.A.G. Teive¹
¹CURITIBA, BRAZIL, ²TORONTO, CANADA

eSESSION 1.2: MOVEMENT DISORDERS 2 (CONDT.)

CHAIRPERSON:

CLAUDIA TRENKWALDER, KASSEL, GERMANY

Poster No

- EP1267** **The spectrum of movement disorders in chronic liver disease: a cross-sectional study**
M. Carecchio¹, T. Fleetwood¹, S. Fangazio¹, M. Pagliarulo¹, E. Soligo¹, R. Tari¹, C. Smirne¹, A. Stecco¹, A. Carriero¹, M. Pirisi¹, C. Comi¹, R. Cantello¹
¹NOVARA, ITALY
- EP1268** **Mapping regional grey and white matter damage in patients with progressive supranuclear palsy syndrome**
F. Caso¹, F. Agosta¹, M.A. Volontè¹, D. Martinelli¹, L. Sarro¹, F. Spagnolo¹, A. Falini¹, G. Comi¹, M. Filippi¹
¹MILAN, ITALY
- EP1269** **Anxiety and depression in hemifacial spasm**
S.M. Çınar¹, T. Öztürk¹
¹ISTANBUL, TURKEY
- EP1270** **Was pallidotomy abandoned too early in Parkinson's disease treatment?**
J.P. Filipe¹, M. Grilo¹, M.J. Rosas¹, C. Reis¹, P. Linhares¹, C. Chamadoira¹, M. Ayres-Basto¹, R. Vaz¹, T.Z. Aziz²
¹PORTO, PORTUGAL, ²OXFORD, UNITED KINGDOM

SATURDAY, MAY 31, 2014

NETWORKING EVENT

ISTANBUL, TURKEY, 31 MAY – 3 JUNE, 2014

SATURDAY, MAY 31, 2014

19:30

OPENING CEREMONY

As every year the Opening Ceremony will welcome all participants and exhibitors. It is followed by a welcome reception. (Please wear your badge.)

Programme:

Claudio Bassetti, ENS PRESIDENT & *Richard Hughes*, EFNS PRESIDENT

Ersin Tan, TURKISH NEUROLOGICAL SOCIETY

Jacques De Reuck & Gustave Moonen,
CO-CHAIRS CONGRESS PROGRAMME COMMITTEE

Entertainment:

“Social Inclusion Band” embraces the motto “Music for Everybody!” and is a sub-project of “Dream Academy”. Social Inclusion Band is a performance band and gets its motivation from the reality that music for all throughout the history, is a universal tool that brings people together in every culture or community.

The band aims to help disabled and people with social disadvantages have a full and fair inclusion to daily public life with the invaluable help of volunteer artists and talented disabled people. The band consists of Dream Academy Students and professional volunteer musicians and offers an atmosphere where disabled people finds a platform to express themselves freely. The band also helps the disabled people to become productive individuals, have an income, support their professional and personal development and offers different points of views.

Disabled young members of the Social Inclusion Band are voluntarily tutored by music therapists, music teachers and volunteer musicians in different fields of music and earn the title of “performers”, which helps them having an income in their future life.

OPENING CEREMONY NETWORKING EVENT (CONTD.)

Along from the positive impact in their members' lives, Social Inclusion Band also helps increasing awareness in the public about disabilities. The band also aims to dissolve the negative prejudice in the eyes of the public with the help of individual success stories of its members through art, music and the press. Social Inclusion Bands calls all volunteer artists and performers to be part of this project.

The Social Inclusion Band was founded in 2010 and performed in Akbank Jazz Festival, Rock'n Coke, IKSJ Jazz Festival, Traditional Baby Fair, Efes Pilsen One Love Festival, Vodafone Freezone Concerts. The band also shared stages with Moby, Limp Bizkit, Simon Boliver Orchestrate, Sebnem Ferah, Bengu, Babazula, Cahit Berkay, Deniz Gungor, Kursat Basar, Burcin Buke, Selen Serve and Guntac Ozdemir and also performed together with most of them. The band has a monthly scheduled concert program in the most upcoming Turkish performance arena "Babylon".

SUNDAY, JUNE 1, 2014

SESSIONS

JOIN US!

**SEPTEMBER
10-13, 2014**

MSBOSTON2014

2014 JOINT ACTRIMS-ECTRIMS MEETING

actrims

AMERICAS COMMITTEE FOR TREATMENT
AND RESEARCH IN MULTIPLE SCLEROSIS

ECTRIMS

EUROPEAN COMMITTEE FOR TREATMENT
AND RESEARCH IN MULTIPLE SCLEROSIS

IMPORTANT DATES

30 June • Late Breaking abstracts deadline

31 July • Reduced registration ends

19 Aug • Hotel registration closes

**REGISTER
TODAY!**

— www.msbboston2014.org —

Hosted

actrims

SUNDAY, JUNE 1, 2014

8:30-10:30

**PLENARY SYMPOSIUM
(YEAR OF THE BRAIN 2014 SESSION):
HOT TOPICS IN NEUROSCIENCE**

**CHAIRPERSONS:**

RICHARD A.C. HUGHES, LONDON, UNITED KINGDOM

CLAUDIO BASSETTI, BERN, SWITZERLAND

Immunology: The gut-lung-brain connection in CNS autoimmunity <i>Hartmut Wekerle, MARTINSRIED, GERMANY</i>	08:30
Optogenetics in neurology <i>Antoine Adamantidis, BERN, SWITZERLAND</i>	09:00
Prion disease (accumulation of proteins) <i>Adriano Aguzzi, ZURICH, SWITZERLAND</i>	09:30
The frontotemporal dementias – new insights <i>Martin N. Rossor, LONDON, UNITED KINGDOM</i>	10:00



SUNDAY, JUNE 1, 2014

11:00-12:30

FOCUSED WORKSHOP 9: UPDATE ON ATYPICAL PARKINSON'S DISEASE

CHAIRPERSON:

ANDREW J. LEES, LONDON, UNITED KINGDOM

Axial and bulbar parkinsonism <i>Andrew J. Lees, LONDON, UNITED KINGDOM</i>	11:00
Multiple system atrophy – clinical variations and autonomic problems <i>Gregor K. Wenning, INNSBRUCK, AUSTRIA</i>	11:30
Therapeutic strategies for atypical parkinsonian conditions <i>Joaquim J.C. Ferreira, LISBON, PORTUGAL</i>	12:00

At the completion of this session, participants should be able to:

1. Describe the recent advances on the genetics, molecular biology and neuroimaging of atypical parkinsonian disorders
2. Discuss the recent developments on tauopathies and other axial parkinsonian syndromes
3. Describe the spectrum of multiple system atrophy clinical problems
4. Review the recommendations for the management of atypical parkinsonian disorders

FOCUSED WORKSHOP 10: ISCHEMIC STROKE: A THROMBO-INFLAMMATORY DISORDER?

CHAIRPERSON:

GUIDO STOLL, WÜRZBURG, GERMANY

Are platelet-immune cell interactions involved in reperfusion injury?	11:00
<i>Guido Stoll, WÜRZBURG, GERMANY</i>	
The impact of delayed neuroinflammation to stroke outcome	11:30
<i>Xabier Urra, BARCELONA, SPAIN</i>	
Systemic effects of strokes on the immune system	12:00
<i>Andreas Meisel, BERLIN, GERMANY</i>	

Ischemic stroke has long been regarded as the simple consequence of thromboembolic occlusion of cerebral vessels. This concept has changed. The educational goal is to highlight the important contribution of the immune system to ischaemic lesions development and its aftermath, and to provide a rationale for novel treatment strategies covering “thrombo-inflammation”. We will show experimental evidence for a decisive role of T-cell-platelet interactions in reperfusion injury in acute stroke and discuss the impact of delayed neuroinflammation to secondary infarct growth and reorganisation.

Ischaemic stroke, moreover, exerts systemic effects and compromises the immune system predisposing patients to infections.

SUNDAY, JUNE 1, 2014

11:00-12:30

FOCUSED WORKSHOP 11: IMPACT OF TECHNOLOGY IN NEUROREHABILITATION OF STROKE AND SPINAL CORD INJURED SUBJECTS**CHAIRPERSON:**

VOLKER DIETZ, ZURICH, SWITZERLAND

Technology for enhancement of motor function in SCI-facts <i>Rüdiger Rupp, HEIDELBERG, GERMANY</i>	11:00
Monitoring daily-life physical interaction with the environment after stroke <i>Peter Veltink, ENSCHEDE, NETHERLANDS</i>	11:30
Physiological requirements for the application of robots in neurorehabilitation <i>Volker Dietz, ZURICH, SWITZERLAND</i>	12:00

There is an increasing impact of technology in the neuro-rehabilitation of people with stroke and spinal cord injury. This technology comprises robotic devices to support paretic limb movements, prostheses and orthoses. The advantages of these technologies, e.g. longer training times and standardised but individually adapted training and the limits will be discussed. A focus will be the basic physiological requirements and the need for an interaction between therapists, medical staff and engineers for an effective application of technology. The technology to assess and monitor the changes of movement disorders over the course of rehabilitation will be included.

FOCUSED WORKSHOP 12: NEW GENERATION GENETIC TECHNIQUES CHANGE DIAGNOSTIC APPROACH IN CLINICAL PRACTICE

CHAIRPERSON:

MARIA-JESUS SOBRIDO, SANTIAGO DE COMPOSTELA, SPAIN

Fundamentals and clinical applications of next generation sequencing technologies	11:00
<i>Peter Nürnberg, COLOGNE, GERMANY</i>	
Examples of targeted and whole exome NGS in neurological practice	11:30
<i>Maria-Jesus Sobrido, SANTIAGO DE COMPOSTELA, SPAIN</i>	
Ethical and legal considerations of NGS and genetic databases for neuropsychiatric diseases	12:00
<i>Karen Melham, OXFORD, UNITED KINGDOM</i>	

High-throughput, next generation genetic sequencing (NGS) is moving from research laboratories to become a routine diagnostic procedure. This will be especially so in neurology, given the wide genetic heterogeneity underlying neurological disorders and thus the increasing impracticality of a gene-by-gene genetic scrutiny. The aim of this workshop is to provide an overview of the fundamentals of different NGS strategies - either panel sequencing of specific sets of genes, whole exomes or complete genomes. The speakers will discuss the advantages of NGS but also technical and data analysis challenges, basic bioinformatics tools for assessment of pathogenicity, as well as ethical and legal aspects. The workshop will also cover the usage of available genetic databases, which are crucial for the interpretation of the long list of genetic variants usually identified in a given patient.

SUNDAY, JUNE 1, 2014

11:00-12:30

**FOCUSED WORKSHOP 13:
NEUROMYELITIS OPTICA (NMO) TODAY****CHAIRPERSON:***HANS-PETER HARTUNG, DÜSSELDORF, GERMANY*

Pathology and pathogenesis <i>Hans Lassmann, VIENNA, AUSTRIA</i>	11:00
Diagnosis <i>Maria A. Rocca, MILAN, ITALY</i>	11:30
Natural history and treatment <i>Hans-Peter Hartung, DÜSSELDORF, GERMANY</i>	12:00

This workshop will highlight advances in neuromyelitis optica, a disease which has only recently been established as a separate entity. Subsequently, many studies have contributed to clarify its distinct pathological and pathogenetic features, the spectrum of disease phenotypes, and the natural history. Diagnostic criteria have been refined and various treatments explored. Participants will get a state-of-the art overview with critical appraisals of these aspects to improve diagnosis and care of patients with this crippling disorder. They are encouraged to engage in discussions with the faculty.

FOCUSED WORKSHOP 14: BIOMARKERS IN NEUROIMMUNOLOGY

CHAIRPERSON:

AYSE ALTINTAS, ISTANBUL, TURKEY

Biomarkers in inflammatory demyelinating CNS disease	11:00
<i>Ayşe Altintas, ISTANBUL, TURKEY</i>	
Biomarkers in neurodegenerative disease	11:30
<i>Axel Petzold, LONDON, UNITED KINGDOM</i>	
Biomarkers in paraneoplastic syndromes	12:00
<i>Jérôme Honnorat, LYON, FRANCE</i>	

Intensive efforts have been made in the field of biomarkers to improve diagnostic discrimination within the heterogeneous diseases, to reveal prognostic factors and monitor clinical course/treatment response. Biochemical biomarkers of central nervous system diseases (CNS) include the cerebrospinal fluid (CSF), blood, urine, tears or saliva. CSF is a more promising source of biomarkers.

Demyelinating-inflammatory CNS diseases, neurodegenerative disorders and paraneoplastic neurological syndromes (PNS) are frequently accompanied with clinically severe symptoms. PNS are distinct from others in respect of having specific biomarkers. It is important to remember that paraneoplastic antibody testing on serum and CSF helps to stratify patients both diagnostically and prognostically.

SUNDAY, JUNE 1, 2014

11:00-12:30

**FOCUSED WORKSHOP 15:
NERVE AND MUSCLE IMAGING****CHAIRPERSON:***EINAR WILDER-SMITH, HEIDELBERG, GERMANY*

Ultrasound in entrapment and inflammatory neuropathies	11:00
<i>Einar Wilder-Smith, SINGAPORE, SINGAPORE</i>	
MRI imaging of peripheral nerves	11:30
<i>Martin Bendszus, HEIDELBERG, GERMANY</i>	
Muscle imaging in myopathies	12:00
<i>Bjarne Udd, TAMPERE, FINLAND</i>	

In this overview we will be examining the rapidly developing field of imaging with regards to the peripheral nervous system and muscles. The emerging roles of high resolution ultrasound and magnetic resonance imaging in the diagnosis and management of peripheral nerve and muscle disorders will be presented. The attendee will learn about the underlying principles, approaches and limitations of each technique in relation to clinical problems including entrapment neuropathies, inflammatory neuropathies and myopathies. An evidence-based approach underpins these three expert presentations and is geared towards clinical implementation.

FOCUSED WORKSHOP 16: NARCOLEPSY UPDATE

CHAIRPERSON:

SONA NEVSIMALOVÁ, PRAGUE, CZECH REPUBLIC

What is the cause of narcolepsy?	11:00
<i>Yves Dauvilliers, MONTPELLIER, FRANCE</i>	
Narcolepsy in children	11:30
<i>Sona Nevsimalová, PRAGUE, CZECH REPUBLIC</i>	
Narcolepsy and other sleep disorders	12:00
<i>Johannes Mathis, BERN, SWITZERLAND</i>	

The workshop is focused on the most important diagnostic, clinical and etiopathogenetic aspects of the disease. Recent aspects of sleepiness neurobiology including immunological research results and the role of H1N1 vaccination will be discussed.

Clinical features of childhood cases will be specified and documented on video-recordings.

Narcolepsy, particularly in seniors, is very frequently accompanied by other sleep disorders (obstructive sleep apnoea, rapid eye movement (REM) behaviour disorder, periodic limb movements and restless leg syndrome). The clinical picture can thus be modified and the treatment should be focused not only on narcolepsy itself, but also on co-morbid diseases.

SUNDAY, JUNE 1, 2014

11:00-12:30

INTERACTIVE SESSION 2: MOVEMENT DISORDERS

CHAIRPERSON:

ANGELO ANTONINI, PADUA, ITALY

Differential diagnosis of tremor 11:00
Angelo Antonini, PADUA, ITALY

Clinical manifestations of dystonia 11:10
Pille Taba, TARTU, ESTONIA
Cristian F. Pecurariu, BRASOV, ROMANIA

Gait disorders and parkinsonism 11:20
Francesc Valldeoriola, BARCELONA, SPAIN
Jean-Philippe Azulay, MARSEILLE, FRANCE

The objective of this session is:

- Examine a patient with a movement disorder
- Reach a diagnosis on straightforward movement disorders cases
- Propose a differential diagnosis on more complex movement disorders patients
- Review and modify a patient treatment plan

PRACTICAL SESSION 2: ELECTROMYOGRAPHY AND NERVE CONDUCTION STUDIES

CHAIRPERSON:

JOSEP VALLS-SOLÉ, BARCELONA, SPAIN

Electromyography and nerve conduction studies

11:00

Josep Valls-Solé, BARCELONA, SPAIN

This practical course will focus on basic aspects of conventional electrodiagnostic studies using nerve conduction tests and needle electromyography. It will consist of a short presentation of basic issues and practical hands-on demonstrations. The objectives are to discuss the main indications for electromyography and nerve conduction studies and their most relevant technical cues and potential pitfalls. After the session, the attendant will be able to decide which electrophysiological test is more appropriate to be used in a given case for best contribution to syndromic, topographic or pathophysiological diagnosis of neurological diseases.

Up to 50 persons; early registration is recommended!

SUNDAY, JUNE 1, 2014

11:00-12:30

**SPECIAL SESSION:
NEW EUROPEAN NEUROLOGICAL
GUIDELINES**

CONVENOR:

MICHAEL BRAININ, KREMS, AUSTRIA

Palliative care for patients with progressive neurological disease: A consensus paper based on available evidence

Marianne de Visser, AMSTERDAM, THE NETHERLANDS

David Oliver, ROCHESTER, UNITED KINGDOM

Concomitant use of cholinesterase inhibitors and memantine in Alzheimer's disease: EFNS/ENS Guidelines based on the GRADE system

Reinhold Schmidt, GRAZ, AUSTRIA

EFNS/ENS Guidelines on diagnosis and management of tick borne encephalitis

Pille Taba, TARTU, ESTONIA

SPECIAL SESSION: EU FUNDING OPPORTUNITIES FOR RESEARCH AND INNOVATION: OVERVIEW, SPECIFIC SCHEMES AND SUBMISSION

CHAIRPERSON:

NICOLAS VOILLEY, BRUSSELS, BELGIUM

Societal Challenge “Health, Demographic Change and Wellbeing”, funding collaborative research

Catherine Berens, BRUSSELS, BELGIUM

European Research Council (ERC), funding bottom-up frontier research

Nicolas Voilley, BRUSSELS, BELGIUM

Marie Skłodowska-Curie actions (MSCA), support to training and mobility of researchers

Selcen G. Aslan Özsohün, ANKARA, TURKEY

Q & A Session and discussion with the audience

The session will present an overview of the European Union research funding programme Horizon 2020 with emphasis on the European Research Council (ERC), the Marie Skłodowska-Curie actions (MSCA) and the Societal Challenge “Health, Demographic Change and Wellbeing”.

Horizon 2020 is the newly launched EU Research and Innovation funding programme. It is set up for the next 7 years (2014 to 2020) with nearly €80 billion of funding available. Specific areas that are funded are announced regularly. The European Research Council (ERC) supports investigator-driven frontier research across all fields of research, on the basis of scientific excellence, with several types of grants. The Marie Skłodowska-Curie actions (MSCA) support the career development and training of researchers in all scientific disciplines through worldwide and cross-sector mobility. Under the Societal Challenge “Health, Demographic Change and Wellbeing”, collaborative research will be supported to improve the understanding of mechanisms underlying health and disease, as well as to develop better treatment and management of diseases. In each address, a general presentation of the funding programme will be followed by information on application procedures and specificities aimed at the neuroscience sector.

SUNDAY, JUNE 1, 2014

13:30-14:30

SPECIAL SESSION: EAYNT (EUROPEAN ASSOCIATION OF YOUNG NEUROLOGISTS AND TRAINEES) SESSION

CHAIRPERSONS:

ORSOLYA GYÖRFI, TARGU MURES, ROMANIA

MONICA MOARCAS, BRASOV, ROMANIA

“Dos and do not’s” of researchers

José Ferro, LISBON, PORTUGAL

“Dos and do not’s” of clinicians

Walter Paulus, GOETTINGEN, GERMANY

Mobility in Europe

Laszlo Sztriha, LONDON, UNITED KINGDOM

Controversies in neurological training - the dos and do not’s

The EAYNT Special Session's aim is to provide a better insight into the general features and problems concerning the career development of a young neurologist. Experienced speakers will approach from different viewpoints (clinician, researcher and a young neurologist) how to conduct a successful professional career during this Special Session.

The participants could attain a deeper knowledge in regard the recommended (the „does”) and the avoidable (the „do not’s”) tasks to create positive working conditions, to fulfil the rights and duties, to obtain intellectual freedom.

TOURNAMENT FOR YOUNG NEUROLOGISTS – BASIC USCHI TSCHABITSCHER PRIZE

CHAIRPERSONS:

CLAUDIO BASSETTI, BERN, SWITZERLAND

MARIANNE DE VISSER, AMSTERDAM, NETHERLANDS

RICHARD A.C. HUGHES, LONDON, UNITED KINGDOM

- T101** **Inhibition of oligodendrocyte differentiation by immunoglobulin purified from serum of multiple sclerosis patients during relapse** **14:45**
 A. Carotenuto¹, C. Santarpia¹, S. Damiano¹, R. Accetta¹,
 A. De Filippis¹, O. Iengo¹, P. Giuliano¹, G. Orefice¹,
 V.E. Avvedimento¹, M. Santillo¹, R. Paternò¹
¹NAPOLI, ITALY
- T102** **Hereditary spastic paraplegia in children: a network analysis of gait variables** **15:00**
 D. Gómez-Andrés¹, I. Pulido-Valdeolivas¹,
 A. Cinza-González¹, I. Rodríguez-Andonaegui¹,
 J.A. Martín-Gonzalo¹, J. López-López²,
 S.I. Pascual-Pascual¹, E. Rausell¹
¹MADRID, ²SAN SEBASTIÁN DE LOS REYES, SPAIN
- T103** **Transplantation of next-generation directly-induced neural stem cells (INSCs) in mice with experimental multiple sclerosis** **15:15**
 G. Mallucci^{1,2}, L. Peruzzotti-Jametti¹, Y.B. Lakes³,
 E. Giusto¹, M. Donegà¹, A. Compston¹, F. Edenhofer³,
 S. Pluchino¹
¹CAMBRIDGE, UNITED KINGDOM, ²PAVIA, ITALY, ³BONN, GERMANY
- T104** **Identifying the causes of pharmaco-resistant epilepsy through a genome-wide association study with pathway and network analysis: from complexity to coherence to centrality** **15:30**
 N. Mirza¹, G. Sills¹, A. Jorgensen¹, M. Johnson²,
 M. Pirmohamed¹, A.G. Marson¹
¹LIVERPOOL, ²LONDON, UNITED KINGDOM
- T105** **Differentiation of neurological disorders of gait using automated classification systems** **15:45**
 R. Schniepp¹
¹MUNICH, GERMANY
- T106** **Recovery of visual body motion perception and underlying cerebro-cerebellar network plasticity** **16:00**
 A.A. Sokolov^{1,2}, M. Erb², W. Grodd³, M.S. Tatagiba²,
 R.S.J. Frackowiak¹, M.A. Pavlova²
¹LAUSANNE, SWITZERLAND, ²TÜBINGEN, ³AACHEN, GERMANY

SUNDAY, JUNE 1, 2014

14:45-16:15

ORAL SESSION 2.1: CLINICAL NEUROPHYSIOLOGY

CHAIRPERSONS:

JOSEP VALLS-SOLE, BARCELONA, SPAIN

EMRE ÖGE, ISTANBUL, TURKEY

Session No

- | | | |
|---------------|---|-------|
| <u>OS2101</u> | <p>The significance of dorsal sural nerve recordings in early detecting oxaliplatin-induced peripheral neuropathy</p> <p>P. Alberti¹, M. Cacciavillani², J. Bruna³, R. Velasco³, C. Briani², M. Campagnolo², S. Roncaletti¹, M. Cazzaniga¹, D. Cortinovia¹, H.P. Kalofonos⁴, G. Cavaletti¹, A.A. Argyriou⁴</p> <p>¹MONZA, ²PADOVA, ITALY, ³BARCELONA, SPAIN, ⁴PATRAS, GREECE</p> | 14:45 |
| <u>OS2102</u> | <p>Defective inhibition of exteroceptive cutaneo-muscular reflexes during focal ballistic movement execution in multiple sclerosis</p> <p>C. Cabib¹, S. Llufrui¹, A. Saiz¹, J. Valls-Solé¹</p> <p>¹BARCELONA, SPAIN</p> | 15:00 |
| <u>OS2103</u> | <p>Tafamidis meglumine and nerve fiber function in Portuguese patients with transthyretin familial amyloid neuropathy</p> <p>I. Conceicao¹, J. Castro¹, K. Valdez², H. Ferreira², P. Pereira³, M. Cardoso², T. Coelho²</p> <p>¹LISBON, ²PORTO, ³ALMADA, PORTUGAL</p> | 15:15 |
| <u>OS2104</u> | <p>Deep repetitive transcranial magnetic stimulation with H-Coil in Parkinson's disease: a randomized, double blind, placebo-controlled study</p> <p>M. Fichera¹, F. Spagnolo¹, R. Chieffo¹, E. Houdayer¹, E. Coppi², A. Nuara¹, G. Di Maggio³, L. Ferrari¹, S. Velikova¹, D. Dalla Libera¹, M. Bianco¹, L. Straffi¹, A. Zangen², G. Comi¹, M.A. Volonté¹, L. Leocani¹</p> <p>¹MILAN, ITALY, ²BEER SHEVA, ISRAEL</p> | 15:30 |

ORAL SESSION 2.1: CLINICAL NEUROPHYSIOLOGY (CONDT.)

CHAIRPERSONS:

JOSEP VALLS-SOLE, BARCELONA, SPAIN

EMRE ÖGE, ISTANBUL, TURKEY

Session No

- | | | |
|---------------|---|-------|
| <u>OS2105</u> | Visual evoked potentials and optic coherence tomography in monitoring multiple sclerosis
L. Leocani ¹ , S. Guerrieri ¹ , G. Di Maggio ¹ , R. Santangelo ¹ ,
L. Ferrari ¹ , S. Medaglini ¹ , M. Rodegher ¹ , B. Colombo ¹ ,
M. Lucia ¹ , U. Del Carro ¹ , V. Martinelli ¹ , G. Comi ¹
¹ MILAN, ITALY | 15:45 |
| <u>OS2106</u> | Contact heat evoked potentials and quantitative thermal testing in a patient with Hansen's disease
A. Mirallave Pescador ¹ , M. Agredano Jiménez ² ,
M. Neves Cardoso ³ , C. Cabib ⁴ , M. Morales ⁴ , J. Valls-Solé ⁴
¹ LA LAGUNA, ⁴ BARCELONA, SPAIN, ² GUADALAJARA, MEXICO, ³ PORTO,
PORTUGAL | 16:00 |

SUNDAY, JUNE 1, 2014

14:45-16:15

ORAL SESSION 2.1: HEADACHE AND PAIN

CHAIRPERSONS:

RIGMOR HOJLAND JENSEN, COPENHAGEN, DENMARK

FABIO ANTONACI, PAVIA, ITALY

Session No

- | | | |
|---------------|--|-------|
| <u>OS2107</u> | <p>Correlation between habituation of visual evoked potentials and magnetophosphene thresholds in migraine</p> <p>A. Ambrosini¹, A. Kisialiou², E. Iezzi¹, A. Perrotta¹, A. Nardella¹, A. Berardelli^{1,3}, F. Pierelli¹, J. Schoenen⁴</p> <p>¹POZZILLI, ²GLASGOW, UNITED KINGDOM, ³ROME, ITALY, ⁴LIÈGE, BELGIUM</p> | 14:45 |
| <u>OS2108</u> | <p>White matter abnormalities in chronic migraine patients are located in anterior corpus callosum: study using a new automatic tractography selection method</p> <p>C. De la Cruz¹, A.L. Guerrero¹, M.L. Peñas², D. Argibay¹, J. Sierra², S. Aja-Fernandez¹, R. de Luis-García¹</p> <p>¹VALLADOLID, ²ZAMORA, SPAIN</p> | 15:00 |
| <u>OS2109</u> | <p>Greater occipital nerve blocks with bupivacaine in the treatment of chronic migraine. Randomized, multicenter, double-blind, parallel, placebo-controlled study</p> <p>L. Inan¹, N. Inan¹, Ö. Karadaş¹, H.L. Güllü², A.K. Erdemoğlu³, Y. Türkel³, A. Akyol⁴</p> <p>¹ANKARA, ²ISTANBUL, ³KIRIKKALE, ⁴AYDIN, TURKEY</p> | 15:15 |
| <u>OS2110</u> | <p>Anodal transcranial direct current stimulation alleviates pain in trigeminal neuralgia</p> <p>M. Obermann¹, V. Bude¹, S. Naegel¹, D. Holle¹, H.-C. Diener¹, T. Hagenacker¹</p> <p>¹ESSEN, GERMANY</p> | 15:30 |
| <u>OS2111</u> | <p>Visual induced analgesia in the face in healthy subjects and migraineurs</p> <p>S.L. Sava¹, R. Baschi¹, E. Vecchio¹, V. de Pasqua¹, D. Magis¹, J. Schoenen¹</p> <p>¹LIÈGE, BELGIUM</p> | 15:45 |
| <u>OS2112</u> | <p>Headache yesterday – Analysing a new approach for estimating the burden of headache in children and adolescents</p> <p>Ç. Wöber-Bingöl¹, C. Wöber¹, D. Uludüz Uğurlu², U. Uygunoğlu², T.S. Aslan², M. Kernmayer¹, G. Wagner¹, M. Kaya¹, H.-E. Zesch¹, A. Siva², T.J. Steiner³</p> <p>¹VIENNA, AUSTRIA, ²ISTANBUL, TURKEY, ³TRONDHEIM, NORWAY</p> | 16:00 |

ORAL SESSION 2.1: MOVEMENT DISORDERS 2

CHAIRPERSONS:

AYSE BORA TOKCAER, ANKARA, TURKEY

WERNER POEWE, INNSBRUCK, AUSTRIA

Session No		
<u>OS2113</u>	Clinical and genetical analysis of Wilson's disease families with pseudo-dominant inheritance K. Dzieżyc ¹ , T. Litwin ¹ , G. Chabik ¹ , A. Członkowska ¹ ¹ WARSAW, POLAND	14:45
<u>OS2114</u>	A large Turkish Parkinson pedigree with alpha-synuclein duplication: blood expression biomarker profile for predictive diagnostics S. Lahut ¹ , Ö. Ömür ¹ , S. Gispert ² , C. Pirkevi ¹ , H. Tireli ¹ , E. Herrmann ² , N. Brehm ² , A.N. Başak ¹ , G. Auburger ² ¹ ISTANBUL, TURKEY, ² FRANKFURT, GERMANY	15:00
<u>OS2115</u>	Skin nerve α-synuclein deposits: a biomarker for idiopathic Parkinson's disease R. Liguori ¹ , A. Incensi ¹ , V. Leta ¹ , M.P. Giannoccaro ¹ , C. Scaglione ¹ , S. Cappellari ¹ , P. Avoni ¹ , A. Baruzzi ¹ , V. Donadio ¹ ¹ BOLOGNA, ITALY	15:15
<u>OS2116</u>	Abnormal tactile and proprioceptive temporal discrimination in psychogenic tremor A. Peretti ¹ , A. Fasano ² , F. Bove ² , A. Conte ^{2,3} , C. Dall'Occhio ⁴ , C. Arbasino ⁴ , G. Defazio ⁵ , M. Fiorio ¹ , A. Berardelli ² , M. Tinazzi ¹ ¹ VERONA, ² ROME, ³ POZZILLI, ⁴ VOGHERA, ⁵ BARI, ITALY	15:30
<u>OS2117</u>	Validation of "laboratory-supported" criteria for functional tremor P. Schwingenschuh ¹ , T.A. Saifee ² , P. Katschnig-Winter ¹ , M. Kögl-Wallner ¹ , A. Macerollo ² , V. Culea ¹ , C. Ghadery ¹ , T. Pendl ¹ , S. Seiler ¹ , U. Werner ¹ , E. Hofer ¹ , N. Maurits ³ , M.A. Tijssen ³ , J.C. Rothwell ² , R. Schmidt ¹ , K. Bhatia ² , M.J. Edwards ² ¹ GRAZ, AUSTRIA, ² LONDON, UNITED KINGDOM, ³ GRONINGEN, NETHERLANDS	15:45
<u>OS2118</u>	Phenotypic spectrum of SNCA G209A mutation carriers for familial Parkinson's disease in Greece D. Papadimitriou ¹ , R. Antonelou ¹ , M. Stamelou ¹ , M. Bozi ¹ , M. Maniati ¹ , N. Papagiannakis ¹ , S. Bostantjopoulou ² , A. Leonardos ¹ , S. Papageorgiou ¹ , G. Hadjigeorgiou ³ , E. Kapaki ¹ , G. Tagaris ¹ , A. Papadimitriou ³ , A. Athanassiadou ⁴ , L. Stefanis ¹ ¹ ATHENS, ² THESSALONIKI, ³ LARISSA, ⁴ PATRAS, GREECE	16:00

SUNDAY, JUNE 1, 2014

14:45-16:15

ORAL SESSION 2.1: MULTIPLE SCLEROSIS AND RELATED DISORDERS 2

CHAIRPERSONS:

RALF GOLD, BOCHUM, GERMANY

ANTONIO SCALFARI, LONDON, UK (TBC)

Session No		
<u>OS2119</u>	Are GABA levels abnormal in progressive MS? N. Cawley ¹ , B. Solanky ¹ , N. Muhlert ² , C. Wheeler-Kingshott ¹ , A. Thompson ¹ , O. Ciccarelli ¹ ¹ LONDON, ² CARDIFF, UNITED KINGDOM	14:45
<u>OS2120</u>	Serum biomarkers predict IFNβ treatment response in patients with multiple sclerosis H. Hegen ¹ , R. Axtell ² , Y. Hu ² , A. Millonig ² , A. Bertolotto ³ , M. Comabella ⁴ , G. Giovanonni ⁵ , M. Guger ⁶ , M. Hoelzl ¹ , M. Khalil ⁷ , J. Killestein ⁸ , R. Lindberg ⁹ , S. Malucchi ³ , M. Mehling ⁹ , X. Montalban ⁴ , D. Rudzki ¹ , F. Schautzer ¹⁰ , F. Sellebjerg ¹¹ , P.S. Sorensen ¹¹ , L. Steinman ¹² , F. Deisenhammer ¹ ¹ INNSBRUCK, ² OKLAHOMA CITY, ³ TURIN, ITALY, ⁴ BARCELONA, SPAIN, ⁵ LONDON, UNITED KINGDOM, ⁶ LINZ, ⁷ GRAZ, ⁸ AMSTERDAM, NETHERLANDS, ⁹ BASEL, SWITZERLAND, ¹⁰ VILLACH, AUSTRIA, ¹¹ COPENHAGEN, DENMARK, ¹² STANFORD, UNITED STATES	15:00
<u>OS2121</u>	Dynamics of brain iron accumulation differ between clinically isolated syndrome and multiple sclerosis: a longitudinal 3T MRI study M. Khalil ¹ , C. Langkammer ¹ , A. Pichler ¹ , D. Pinter ¹ , A. Mader ¹ , G. Bachmaier ¹ , S. Ropele ¹ , S. Fuchs ¹ , C. Enzinger ¹ , F. Fazekas ¹ ¹ GRAZ, AUSTRIA	15:15
<u>OS2122</u>	Brain atrophy in relapsing-remitting multiple sclerosis patients treated with interferon-beta and atorvastatin (The ARIANNA study) R. Lanzillo ¹ , M. Quarantelli ¹ , V. Veria ¹ , G. Orefice ¹ , M.G. Marrosu ² , M. Trojano ³ , M.P. Amato ⁴ , A.M. Franciosa ⁵ , C. Florio ¹ , G. Tedeschi ¹ , P. Bellantonio ⁶ , P. Annunziata ⁷ , M. Comerci ¹ , A. Brunetti ¹ , V. Bonavita ¹ , B. Alfano ¹ , S. Marini ⁵ , C. Pozzilli ⁵ , V. Brescia Morra ¹ ¹ NAPLES, ² CAGLIARI, ³ BARI, ⁴ FLORENCE, ⁵ ROME, ⁶ POZZILLI, ⁷ SIENA, ITALY	15:30

ORAL SESSION 2.1:

MULTIPLE SCLEROSIS AND RELATED DISORDERS 2 (CONTD.)

CHAIRPERSONS:

RALF GOLD, BOCHUM, GERMANY

ANTONIO SCALFARI, LONDON, UK (TBC)

Session No

- | | | |
|---------------|---|-------|
| <u>OS2123</u> | <p>Longitudinal changes of global and compartmental brain atrophy in patients with clinically isolated syndrome and clinically definite multiple sclerosis using 3-Tesla magnetic resonance imaging</p> <p>A. Pichler¹, M. Khalil¹, C. Langkammer¹, A. Mader¹, G. Bachmaier¹, S. Ropele¹, S. Fuchs¹, D. Pinter¹, C. Enzinger¹, F. Fazekas¹</p> <p>¹GRAZ, AUSTRIA</p> | 15:45 |
| <u>OS2124</u> | <p>The CSF JCV antibody index for diagnosis of natalizumab-associated PML</p> <p>C. Warnke¹, G. von Geldern², P. Markwerth¹, T. Dehmel¹, R. Hoepner³, R. Gold³, M. Pawlita⁴, T. Kümpfel⁵, M. Mäurer⁶, M. Stangel⁷, F. Wegner⁷, R. Hohlfeld⁵, V. Straeten⁸, V. Limmroth⁹, T. Weber¹⁰, D. Hermsen¹, C. Kleinschnitz¹¹, H.-P. Hartung¹, M.P. Wattjes¹², A. Svenningsson¹³, E. Major², T. Olsson¹⁴, B.C. Kieseier¹, O. Adams¹</p> <p>¹DÜSSELDORF, ²BETHESDA, UNITED STATES, ³BOCHUM, ⁴HEIDELBERG, ⁵MÜNCHEN, ⁶BAD MERGENTHEIM, ⁷HANNOVER, ⁸MINDEN, ⁹KÖLN, ¹⁰HAMBURG, ¹¹WÜRZBURG, GERMANY, ¹²AMSTERDAM, NETHERLANDS, ¹³UMEÅ, ¹⁴STOCKHOLM, SWEDEN</p> | 16:00 |

SUNDAY, JUNE 1, 2014

16:45-18:15

ORAL SESSION 2.2: EPILEPSY 1

CHAIRPERSONS:

PAUL A.J.M. BOON, GHENT, BELGIUM

NAZ YENI, ISTANBUL, TURKEY

Session No

- | | | |
|---------------|---|-------|
| <u>OS2201</u> | Interictal epileptic networks and postsurgical outcome using intracranial EEG-fMRI
U.J. Chaudhary ¹ , D.W. Carmichael ¹ , R. Rodionov ¹ , S. Vulliamoz ² , R. Thornton ¹ , M. Pugnaghi ³ , C. Micallef ¹ , A.W. McEvoy ¹ , C. Scott ¹ , B. Diehl ¹ , M.C. Walker ¹ , J.S. Duncan ¹ , L. Lemieux ¹
¹ LONDON, UNITED KINGDOM, ² GENEVA, SWITZERLAND, ³ MODENA, ITALY | 16:45 |
| <u>OS2202</u> | White matter development in children with benign childhood epilepsy with centro-temporal spikes
C. Ciumas ¹ , M. Saignavongs ¹ , F. Iliski ¹ , V. Herbillon ¹ , A. Laurent ¹ , A. Lothe ¹ , R.A. Heckemann ^{2,3} , J.D. Bellescize ² , E. Panagiotakaki ² , S. Hannoun ² , D. Sappey Marinier ² , A. Montavont ² , K. Ostrowsky-Coste ¹ , N. Bedoin ² , P. Ryvlin ²
¹ BRON, ² LYON, FRANCE, ³ GOTHENBURG, SWEDEN | 17:00 |
| <u>OS2203</u> | Surface EEG markers of underlying focal cortical dysplasia: a blinded analysis comparing epilepsy patients with dysplasia and other etiologies
N. Eпиташвили ^{1,2} , V. San Antonio Arce ¹ , A. Schulze-Bonhage ¹
¹ FREIBURG, GERMANY, ² TBILISI, GEORGIA | 17:15 |
| <u>OS2204</u> | Efficacy of antiepileptic drugs on secondary generalized tonic-clonic seizures in patients with drug-resistant partial epilepsy: a meta-analysis
S. Rheims ¹ , C. Hemery ¹ , P. Ryvlin ¹
¹ LYON, FRANCE | 17:30 |

ORAL SESSION 2.2: EPILEPSY 1 (CONTD.)

CHAIRPERSONS:

PAUL A.J.M. BOON, GHEENT, BELGIUM

NAZ YENI, ISTANBUL, TURKEY

Session No

- OS2205 Clinical- and cost-effectiveness of a nurse led self-management intervention to reduce emergency visits by people with epilepsy 17:45
L. Ridsdale¹, P. McCrone¹, P. Seed¹, L. Goldstein¹,
A. Noble²
¹LONDON, ²LIVERPOOL, UNITED KINGDOM
- OS2206 Abstract withdrawn

SUNDAY, JUNE 1, 2014

16:45-18:15

ORAL SESSION 2.2: MOTOR NEURONE DISEASES

CHAIRPERSONS:

VINCENZO SILANI, MILAN, ITALY

ALBERT J. LUDOLPH, ULM, GERMANY

Session No

- OS2207** **The distinct genetic pattern of ALS in Turkey** **16:45**
 A. Özoğuz¹, Ö. Uyan¹, G. Birdal¹, C. Iskender¹, Ö. Ömür¹,
 S. Lahut¹, Z.S. Agim¹, E. Kartal¹, Y. Parman¹, E. Tan²,
 F. Koç³, F. Deymeer¹, P. Oflazer¹, H. Hanağası¹, H. Gürvit¹,
 B. Bilgiç¹, H. Durmuş¹, M. Ertaş¹, D. Kotan¹, M.A. Akalin¹,
 H. Güllüoğlu¹, M. Zarifoğlu¹, F. Aysal¹, N. Döşoğlu¹, K. Bilguvar⁴,
 M. Günel⁴, Ö. Keskin¹, T. Akgün¹, H. Özçelik⁵, A.N. Başak¹
¹ISTANBUL, ²ANKARA, ³ADANA, TURKEY, ⁴NEW HAVEN, UNITED STATES,
⁵TORONTO, CANADA
- OS2208** **Analysis of patients with amyotrophic lateral sclerosis (ALS) treated with autologous differentiated mesenchymal stem cells: a phase I/II and IIa clinical trial** **17:00**
 D. Karussis¹, P. Petrou¹, D. Offen², Z. Argov¹, M. Goudkin¹,
 Y. Levi³, Y. Gothelf³, I. Kassis¹, A. Vaknin Dembinski¹,
 T. Ben-Hur¹, E. Melamed²
¹JERUSALEM, ²TEL AVIV, ³PETACH TIKVAH, ISRAEL
- OS2209** **Development of a gene therapy for sporadic ALS by normalizing ADAR2 activity in the motor neurons using a vascular type AAV vector** **17:15**
 S. Kwak¹, T. Yamashita¹, H.L. Chai¹, S. Teramoto¹,
 S.-I. Muramatsu²
¹TOKYO, ²UTSUNOMIYA, JAPAN
- OS2210** **Cognitive changes and white matter tract damage in the motor neuron disease spectrum** **17:30**
 E.G. Spinelli¹, F. Agosta¹, E. Canu¹, P.M. Ferraro¹, N. Riva¹,
 M. Copetti², A. Chiò³, S. Messina¹, S. Iannaccone¹,
 A. Calvo³, V. Silani¹, A. Falini¹, G. Comi¹, M. Filippi¹
¹MILAN, ²SAN GIOVANNI ROTONDO (FG), ³TURIN, ITALY

ORAL SESSION 2.2: MOTOR NEURONE DISEASES (CONTD.)

CHAIRPERSONS:

VINCENZO SILANI, MILAN, ITALY

ALBERT J. LUDOLPH, ULM, GERMANY

Session No

<u>OS2211</u>	Genetic epidemiology of ALS in Italy N. Ticozzi ¹ , C. Tiloca ¹ , B. Castellotti ¹ , D. Calini ¹ , V. Pensato ¹ , C. Colombrita ¹ , C. Morelli ¹ , F. Verde ¹ , S. Messina ¹ , F. Taroni ¹ , J.E. Landers ² , A. Ratti ¹ , C. Gellera ¹ , V. Silani ¹ ¹ MILAN, ITALY, ² WORCESTER, UNITED STATES	17:45
<u>OS2212</u>	New data from BENEFIT-ALS: blinded evaluation of neuromuscular effects and functional improvement with tirasemtiv in ALS J.M. Shefner ¹ , A.A. Wolff ² , L.L. Meng ² , J.H. Lee ² , J. James ² , J.A. Andrews ² ¹ SYRACUSE, ² SOUTH SAN FRANCISCO, UNITED STATES	18:00

SUNDAY, JUNE 1, 2014

16:45-18:15

ORAL SESSION 2.2: MOVEMENT DISORDERS 3

CHAIRPERSONS:

OLIVIER RASCOL, TOULOUSE, FRANCE

WOLFGANG OERTEL, MARBURG, GERMANY

Session No		
<u>OS2213</u>	Cerebellar continuous theta burst stimulation in essential tremor M. Bologna ¹ , L. Rocchi ¹ , G. Leodori ¹ , G. Paparella ¹ , A. Conte ¹ , A. Berardelli ¹ ¹ ROME, ITALY	16:45
<u>OS2214</u>	OPTIPUMP study: impact of apomorphine pump therapy at 6 months on 145 parkinsonian patients' quality of life. A multicentre French observational prospective study S. Drapier ¹ , M. Vérin ¹ , D. Devos ² , A. Eusebio ³ , E. Roze ⁴ , B. Degos ⁴ , C. Moreau ² , J.P. Azulay ⁴ , F. Vialler ⁵ , L. Defebvre ² , C. Brefel-Courbon ⁶ , C. Tranchant ⁷ , V. Fraix ⁸ , A. Borsik ⁴ , F. Roulenq ⁹ , S. Woynar ⁴ , F. Durif ¹⁰ ¹ RENNES, ² LILLE, ³ MARSEILLE, ⁴ PARIS, ⁵ AIX EN PROVENCE, ⁶ TOULOUSE, ⁷ STRASBOURG, ⁸ GRENOBLE, ⁹ LYON, ¹⁰ CLERMONT-FERRAND, FRANCE	17:00
<u>OS2215</u>	Prevalence of hypo- and hyperdopaminergic behaviors in PD patients and impact on quality of life F. Durif ¹ , J.L. Houeto ² , B. Pereira ¹ , I. Rieu ¹ , I. De Chazeron ¹ , K. Dujardin ³ , P. Krack ⁴ ¹ CLERMONT-FERRAND, ² POITIERS, ³ LILLE, ⁴ GRENOBLE, FRANCE	17:15
<u>OS2216</u>	Microelectrode recording in subthalamic deep brain stimulation for advanced Parkinson's disease A. Gamaleya ¹ , A. Tomskiy ¹ , E. Bril ¹ , A. Dekopov ¹ , E. Salova ¹ , N. Fedorova ¹ , V. Shabalov ¹ ¹ MOSCOW, RUSSIAN FEDERATION	17:30
<u>OS2217</u>	Treatment-induced changes of sensorimotor networks in cervical dystonia: fMRI study of first-time botulinum toxin effect P. Hluštík ¹ , M. Nevrlý ¹ , P. Otruba ¹ , R. Opavský ¹ , P. Hok ¹ , Z. Tüdös ¹ , P. Kaňovský ¹ ¹ OLOMOUC, CZECH REPUBLIC	17:45
<u>OS2218</u>	Apomorphine improves morning akinesia in Parkinson's disease: interim analysis of the AM-IMPAKT trial S. Isaacson ¹ , W. Ondo ² , F. Pagan ³ ¹ BOCA RATON, ² HOUSTON, ³ WASHINGTON D.C., UNITED STATES	18:00

ORAL SESSION 2.2: NEUROIMMUNOLOGY

CHAIRPERSONS:

TJALF ZIEMSEN, DRESDEN, GERMANY

NILS ERIK GILHUS, BERGEN, NORWAY

Session No		
<u>OS2219</u>	<p>Cerebellar ataxia associated with glutamic acid decarboxylase 65 autoantibodies (GAD65-ab). Long-term impact of immunotherapy</p> <p>H. Ariño¹, N. Arribas-Gresa¹, E. Martínez-Hernández¹, S. Llufríu², Y. Blanco², J. Dalmau^{1,2}, A. Saiz¹, F. Graus¹</p> <p>¹BARCELONA, SPAIN, ²PHILADELPHIA (PA), UNITED STATES</p>	16:45
<u>OS2220</u>	<p>Charcot-Marie-Tooth neuropathy type 1A associated with chronic inflammatory demyelinating polyneuropathy. Coincidence or immune response to post-translationally modified proteins in inherited neuromuscular disease? Case report</p> <p>E. Bilic¹, S. Apostolski², B. Sanader¹, B. Anic¹, M. Zagar¹, D. Vranjes¹</p> <p>¹ZAGREB, CROATIA, ²BELGRADE, SERBIA</p>	17:00
<u>OS2221</u>	<p>Total plasma exchange in neuromyelitis optica patients: single centre experiences</p> <p>I.H. Kılıç¹, A. Güler¹, N. Çelebisoy¹, A.N. Yüceyar¹, F. Gökçay¹, H. Şirin¹, A. Dönmez¹</p> <p>¹İZMİR, TURKEY</p>	17:15
<u>OS2222</u>	<p>Blood brain barrier permeability in limbic encephalitis and neuromyelitis optica</p> <p>D. Labunskiy¹, T. Fedotova², S. Kiryukhina³</p> <p>¹SANTA ROSA, UNITED STATES, ²TVER, ³SARANSK, RUSSIAN FEDERATION</p>	17:30
<u>OS2223</u>	<p>The choroid plexus as a depository for the innate and humoral adaptive immune systems</p> <p>G.R.W. Moore¹, C. Laule¹, E. Leung¹, V. Pavlova¹, B.P. Morgan², M.M. Esiri³</p> <p>¹VANCOUVER, CANADA, ²CARDIFF, ³OXFORD, UNITED KINGDOM</p>	17:45
<u>OS2224</u>	<p>Chronic lymphocytic inflammation with pontine perivascular enhancement responsive to steroids (CLIPPERS): insights from the first autopsy case description</p> <p>I. Moreira¹, C. Correia¹, C. Cruto², J.E. Alves¹, M. Melo Pires¹, R. Taipa¹</p> <p>¹PORTO, ²COVILHÃ, PORTUGAL</p>	18:00

SUNDAY, JUNE 1, 2014

16:45-18:15

ORAL SESSION 2.2: NEURO-OPHTHALMOLOGY

CHAIRPERSONS:

MARIANNE DIETERICH, MUNICH, GERMANY

DOMINIK STRAUMANN, ZÜRICH, SWITZERLAND

Session No

- | | | |
|---------------|--|-------|
| <u>OS2225</u> | <p>Impaired cortical inhibitory activity – a pathophysiological mechanism of vestibular migraine?</p> <p>C. Best¹, P. zu Eulenburg², H.H. Krämer³, T. Bauermann², W. Müller-Forell², M. Dieterich⁴</p> <p>¹MARBURG, ²MAINZ, ³GIESSEN, ⁴MUNICH, GERMANY</p> | 16:45 |
| <u>OS2226</u> | <p>Head jolting vertigo and nystagmus: a new vestibular syndrome?</p> <p>A.M. Bronstein¹, D. Kaski¹, N. Cutfield¹, A. Coelho¹, R. Banga², J. Ray³, R. Irving²</p> <p>¹LONDON, ²BIRMINGHAM, ³SHEFFIELD, UNITED KINGDOM</p> | 17:00 |
| <u>OS2227</u> | <p>Beyond the EYE – behavioral and cortical assessment in posterior cortical atrophy (PCA)</p> <p>N. Levin¹, H. Shames¹, N. Raz¹</p> <p>¹JERUSALEM, ISRAEL</p> | 17:15 |
| <u>OS2228</u> | <p>White matter microstructure abnormalities in patients with dominant optic atrophy and OPA1 mutations</p> <p>R. Messina¹, M.A. Rocca¹, S. Bianchi-Marzoli¹, J. Milesi¹, M.L. Cascavilla¹, M. Petrolini¹, A. Falini¹, G. Comi¹, M. Filippi¹</p> <p>¹MILAN, ITALY</p> | 17:30 |
| <u>OS2229</u> | <p>The effect of demyelinating damage on neighboring white matter integrity: an optic neuritis study</p> <p>N. Raz¹, A.S. Bick¹, T. Ben-Hur¹, N. Levin¹</p> <p>¹JERUSALEM, ISRAEL</p> | 17:45 |
| <u>OS2230</u> | <p>The cortical mechanisms of oscillopsia and its suppression in asymptomatic infantile nystagmus and symptomatic nystagmus in neurological patients</p> <p>Y. Nigmatullina¹, V. Ferguson¹, N. Yousif¹, B.M. Seemungal¹</p> <p>¹LONDON, UNITED KINGDOM</p> | 18:00 |

TEACHING COURSE 7: UPDATE ON SECONDARY PREVENTION OF ISCHAEMIC STROKE – LEVEL 2

CHAIRPERSON:

ADAM KOBAYASHI, WARSAW, POLAND

Platelet inhibitors – which and when?	14:45
<i>Philip M.W. Bath, NOTTINGHAM, UNITED KINGDOM</i>	
Anticoagulation for atrial fibrillation	15:30
<i>Hans-Christoph Diener, ESSEN, GERMANY</i>	
Coffeebreak	16:15
Management of carotid stenosis	16:45
<i>Martin M. Brown, LONDON, UNITED KINGDOM</i>	
Management of intracranial stenosis	17:30
<i>Adam Kobayashi, WARSAW, POLAND</i>	

Stroke recurrence reaches 40% within 5 years of the initial event, being the highest in the first days. It is crucial that preventive treatment according to stroke subtype is undertaken immediately. The aim of the teaching course is to update the current evidence on all major secondary preventive strategies. The course will focus on antiplatelet therapies, anticoagulant treatment in atrial fibrillation, interventional and pharmacological treatments for carotid stenosis and management of intracranial stenosis.

SUNDAY, JUNE 1, 2014

14:45-18:15

TEACHING COURSE 8: SYMPTOMS AND DISABILITY MANAGEMENT OF MULTIPLE SCLEROSIS – LEVEL 2

CHAIRPERSON:

ÓSCAR FERNÁNDEZ, MÁLAGA, SPAIN

Pain, tremor, paroxysmic symptoms	14:45
<i>Óskar Fernández, MÁLAGA, SPAIN</i>	
Cognitive and affective disturbances	15:30
<i>Maria Pia Amato, FLORENCE, ITALY</i>	
Coffee break	16:15
Spasticity, gait and fatigue	16:45
<i>Letizia Leocani, MILAN, ITALY</i>	
Urogenital problems	17:30
<i>Jalesh N. Panicker, LONDON, UNITED KINGDOM</i>	

Multiple sclerosis (MS) is a chronic neurologic disease, its cause is unknown, but occurs in genetically susceptible patients after the intervention of an environmental influence that determines the appearance of an autoimmune aggressive reaction directed against components of the central nervous system (CNS). It produces inflammation, demyelination and axonal degeneration, affecting multiple areas of the CNS. The multiplicity of lesions, is followed by a multiplicity of symptoms along the time.

The symptoms to which patients confer more priority are those related to mobility (gait alteration, spasticity, weakness, and ataxia), fatigue, cognitive dysfunction and affective disturbances, urinary and sexual dysfunction, pain, tremor and other paroxysmal symptoms.

While research progresses towards a curative treatment for MS, the physician in direct contact with the patient has to intend to alleviate the symptoms produced by the disease. It is essential to evaluate carefully the symptoms, their severity and the impact produced by them on the patient's quality of life. The therapeutic scheme must entail a multidisciplinary approach of each symptom, and patients have to be reevaluated periodically, to adjust the symptomatic therapy according to the needs of any moment. All these important aspects will be updated in deep in this course.

TEACHING COURSE 9: DIFFERENTIAL DIAGNOSIS BETWEEN HEREDITARY AND ACQUIRED DISORDERS – LEVEL 2

CHAIRPERSON:

DAVIDE PAREYSON, MILAN, ITALY

Hereditary and acquired cerebellar ataxias	14:45
<i>Ludger Schöls, TÜBINGEN, GERMANY</i>	
Hereditary and acquired peripheral neuropathies	15:30
<i>Davide Pareyson, MILAN, ITALY</i>	
Coffee break	16:15
Hereditary and acquired dystonias	16:45
<i>Kailash P. Bhatia, LONDON, UNITED KINGDOM</i>	
Hereditary and acquired spastic paraplegia	17:30
<i>Giovanni Stevanin, PARIS, FRANCE</i>	

The differential diagnosis between hereditary and acquired neurological diseases may be particularly difficult and tricky. It is of utmost importance not to miss treatable conditions. At the same time proper genetic counselling is fundamental to prevent genetic disease recurrence. A correct diagnosis will also avoid further costly examinations and patients' travels to many centres in search for diagnosis. The four speakers will deal with four different areas where there may be considerable overlap in clinical presentation between hereditary and acquired disorders and consequently a correct diagnostic approach is rewarding. Ludger Schöls will discuss cerebellar ataxias, Davide Pareyson peripheral neuropathies, Kailash Bhatia dystonias and Giovanni Stevanin spastic paraplegia. Clinical case presentations will help to illustrate the differential diagnoses.

SUNDAY, JUNE 1, 2014

14:45-18:15

TEACHING COURSE 10: WHAT THE ADULT NEUROLOGIST NEEDS TO KNOW ABOUT PAEDIATRIC NEUROLOGY – LEVEL 1

CHAIRPERSON:

BARBARA PLECKO, ZÜRICH, SWITZERLAND

The top ten neurometabolic disorders you don't want to miss <i>Barbara Plecko, ZÜRICH, SWITZERLAND</i>	14:45
Update on muscle disorders in childhood <i>Carsten Bönnemann, BETHESDA, UNITED STATES</i>	15:30
Coffee break	16:15
The child with epilepsy – essentials for the adult neurologist <i>Olivier Dulac, PARIS, FRANCE</i>	16:45
Movement disorders in children – a case-based overview <i>Michel Willemsen, NIJMEGEN, NETHERLANDS</i>	17:30

This course will highlight 4 major fields within paediatric neurology with the aim to provide adult neurologists a clinically oriented approach towards the more prevalent conditions in the respective topics. Lectures will be held by experts in the field and illustrative video material included wherever possible. Beside the age-dependent presentation of the various disorders, the lectures will try to equip participants with a practical diagnostic approach towards the rapidly growing number of neurogenetic disorders as well as childhood epilepsy. Some of those disorders are amenable to specific treatment and should not be missed by consulting specialists. The impact of genetic counseling with open family planning will be another aspect to be covered.

TEACHING COURSE 11: INTRODUCTION TO NEURO-EPIDEMIOLOGY – LEVEL 1

CHAIRPERSON:

MAURA PUGLIATTI, SASSARI, ITALY

Survey methodology for neurological disease: descriptive epidemiological studies <i>Tatiana Pekmezovic, BELGRADE, SERBIA</i>	14:45
The use of registries in neurological diseases in Europe: EUREMS <i>Maura Pugliatti, SASSARI, ITALY</i>	15:30
Coffee break	16:15
Changes of data, metadata, and evaluation in study designs <i>Otto Rienhoff, GÖTTINGEN, GERMANY</i>	16:45
How to write your research protocol on descriptive epidemiological studies <i>Maurizio Leone, NOVARA, ITALY</i>	17:30

This is an introductory course for neurologists and neurologists in training developing an interest for epidemiology, critical reading of epidemiological studies, and epidemiological research and methodology. A theoretical overview on descriptive study designs, survey methodology and on tools to collect and use health data in neurology will be given. Examples of registry systems and databasing will be provided (e.g. the European Register of Multiple Sclerosis) as well as newer approaches for data collection and exploitation, e.g., use of metadata from existing health statistics. An interactive session will ensure the basis for critical reading and for designing research protocols to fit different epidemiological settings.

SUNDAY, JUNE 1, 2014

14:45-18:15

TEACHING COURSE 12: NEURO-UROLOGY AND NEURO-SEXOLOGY – LEVEL 2

CHAIRPERSON:

MAX JOSEF HILZ, ERLANGEN, GERMANY

Do you know how to assess neurogenic bladder dysfunction?	14:45
<i>David B. Vodusek, LJUBLJANA, SLOVENIA</i>	
What is sexual dysfunction?	15:30
<i>Max J. Hilz, ERLANGEN, GERMANY</i>	
Coffee break	16:15
Management of lower urinary tract dysfunction in neurological patients	16:45
<i>Helmut Madersbacher, INNSBRUCK, AUSTRIA</i>	
Management of sexual dysfunction	17:30
<i>Gila Bronner, TEL HASHOMER, ISRAEL</i>	

Although disorders of bladder and sexual function are common in many central and peripheral neurological diseases, both entities are not well incorporated in the clinical curriculum of neurology training, and there are only few centres with specific expertise in these domains. This teaching course will provide a better understanding of neuro-urologic and sexual disorders, their clinical assessment and of therapeutic options.

Experts in this field will share their experience and provide insights into the evaluation and management of neuro-urologic and autonomic sexual dysfunction.

After completion of the teaching course, you will be able to better identify neuro-urologic and sexual dysfunction, examine patients with these disorders and determine which additional procedures are needed for an adequate differential diagnostic work-up. You will have a better understanding of treatment regimens for patients with neuro-urological and sexual dysfunction.

SUNDAY, JUNE 1, 2014

PAPER POSTER SESSIONS

SUNDAY, JUNE 1, 2014

12:30-14:15

PAPER POSTER SESSION 2: CEREBROVASCULAR DISEASES 2

CHAIRPERSON:

ELENA LEBEDEVA, EKATERINBURG, RUSSIA

Poster No

- PP2001** **Quality of life in patients after spontaneous subarachnoid hemorrhage**
I. Gabrielyan¹, A. Zakaryan¹, A. Karapetyan¹, H. Manvelyan¹
¹YEREVAN, ARMENIA
- PP2002** **Red blood cells aggregation in a rat model of thromboembolic stroke**
M.E. Gafarova¹, G.M. Naumova¹, M.V. Gulyaev¹, V.B. Koshelev¹,
I.A. Sokolova¹, M.A. Domashenko¹
¹MOSCOW, RUSSIAN FEDERATION
- PP2003** **Myogenic compression of internal jugular vein – an unrecognised condition – is it the new indication for botulinum toxin treatment?**
E. Klocheva¹, V. Goldobin¹
¹SAINT PETERSBURG, RUSSIAN FEDERATION
- PP2004** **Cerebral venous thrombosis due to neurobrucellosis**
A. Bouthouri¹, F. Nabli¹, S. Ben Sassi¹, F. Hentati¹
¹TUNIS, TUNISIA
- PP2005** **Smoker's paradox in ischemic stroke: independent association or simple coincidence?**
M. Karlinski¹, A. Kobayashi¹, A. Baranowska¹, T. Litwin¹,
A. Czlonkowska¹
¹WARSAW, POLAND
- PP2006** **Production of pro-inflammatory cytokines in patients with progressive cognitive deficit after subarachnoid hemorrhage**
O. Kukhlenko¹, R. Kukhlenko¹
¹LVIV, UKRAINE
- PP2007** **Platelet function and risk factors of resistance to acetylsalicylic acid used in the prevention of stroke**
B. Labuz-Roszak¹, K. Pierzchala¹
¹ZABRZE, POLAND
- PP2008** **The sex hormone ratios and risk of acute cerebral infarction**
K.O. Lee^{1,2}, K.-Y. Lee², I.W. Ryoo¹, K.D. Seo², Y.S. Ha³, B. Yoon¹,
S.-J. Na¹, Y.-D. Kim¹
¹DAEJEON, ²SEOUL, ³IKSAN, KOREA, REPUBLIC OF

PAPER POSTER SESSION 2:
CEREBROVASCULAR DISEASES 2 (CONTD.)

CHAIRPERSON:

ELENA LEBEDEVVA, EKATERINBURG, RUSSIA

Poster No

- PP2009** Neuroprotective effects of amlodipine besylate on oxidative stress-injured neural stem cells
K.-Y. Lee¹, H. Choi¹, S.-H. Koh¹, Y.J. Lee¹, J. Kim²
¹GURI-SI, ²SEOUL, KOREA, REPUBLIC OF
- PP2010** In-hospital mortality among stroke patients admitted to hospital on weekends as compared to weekdays
I. Lušić¹, M. Čizmić¹
¹SPLIT, CROATIA
- PP2011** Incidence of admission hyperglycemia and relationship to the functional outcome of acute ischemic stroke patients
S. Mihajlovic¹, V. Stojkovic¹, G. Radmanovic²
¹VRANJE, ²NEGOTIN, SERBIA
- PP2012** Profile and management of stroke patients in Eastern Democratic Republic of Congo
G. Mudumbi¹, O.C. Masheka^{1,2}, E. Bwenge¹, J.N. Chabwine^{1,3}
¹BUKAVU, CONGO, THE DEMOCRATIC REPUBLIC OF THE, ²YAOUNDÉ, CAMEROON, ³SION, SWITZERLAND
- PP2013** Evaluation of dementia syndrome in post stroke patients
D. Naco¹, S. Gjeci¹, S. Xinxo¹, J. Kruja¹
¹TIRANA, ALBANIA
- PP2014** Risk factors of hemorrhagic transformation and parenchymal hematoma in patients with ischemic stroke
D. Ozbek¹, O. Ozturk¹, I. Midi¹
¹ISTANBUL, TURKEY
- PP2015** Recurrent PRES or something mimicking it?
V. Papp¹, C.Z. Simonsen¹
¹AARHUS, DENMARK
- PP2016** Intra-arterial tissue plasminogen activator in acute ischemic stroke
S.M. Rajappa¹, D. Arjundas¹
¹CHENNAI, INDIA

SUNDAY, JUNE 1, 2014

12:30-14:15

PAPER POSTER SESSION 2: CLINICAL NEUROPHYSIOLOGY

CHAIRPERSON:

AHMAD KHALIFA, DAMASCUS, SYRIA

CO-CHAIR:

EDINA T. VARGA, SZEGED, HUNGARY

Poster No

- PP2017** **Patients with A-waves and no F-waves**
 Ç. Atalar¹, T. Adatepe¹, N. Uzun¹, O. Yağiz¹, T. Eyigürbüz¹
¹ISTANBUL, TURKEY
- PP2018** **High-frequency navigated repetitive magnetic stimulation in the treatment of central post-stroke pain**
 A. Chervyakov¹, A. Poydasheva¹, N. Suponeva¹, L. Chernikova¹, M. Piradov¹
¹MOSCOW, RUSSIAN FEDERATION
- PP2019** **Pathological findings of multimodal evoked potentials in Leber hereditary optic neuropathy**
 I. Dejanović¹, J. Jančić¹, S. Radovanović¹
¹BELGRADE, SERBIA
- PP2020** **Sensitivity of OCT and VEPs in multiple sclerosis**
 G. Di Maggio¹, R. Santangelo¹, L. Ferrari¹, S. Guerrieri¹, M. Bianco¹, S. Medaglini¹, M. Rodegher¹, L. Moiola¹, U. Del Carro¹, V. Maritelli¹, G. Comi¹, L. Leocani¹
¹MILANO, ITALY
- PP2021** **Ipsilateral motor evoked potentials to transcranial magnetic stimulation in right and left hemisphere stroke**
 E.V. Ekusheva¹
¹MOSCOW, RUSSIAN FEDERATION
- PP2022** **Time to sustained remission of pseudobulbar affect (PBA) episodes after treatment with dextromethorphan and quinidine**
 A. Formella¹, J. Siffert¹, S. James¹
¹ALISO VIEJO, UNITED STATES
- PP2023** **Sympathetic and cardiovascular changes induced by sodium oxybate treatment in patients with narcolepsy and cataplexy**
 M.P. Giannoccaro¹, V. Donadio¹, G. Plazzi¹, F. Pizza¹, S. Vandi¹, V. Leta¹, R. Liguori¹
¹BOLOGNA, ITALY

PAPER POSTER SESSION 2: CLINICAL NEUROPHYSIOLOGY (CONTD.)

CHAIRPERSON:

AHMAD KHALIFA, DAMASCUS, SYRIA

CO-CHAIR:

EDINA T. VARGA, SZEGED, HUNGARY

Poster No

- PP2024** Central motor conduction time in patients with spinocerebellar ataxia type 3
D. Gómez-Andrés¹, S. Santiago-Pérez¹, I. Pulido-Valdeolivas¹, I. Sanz-Gallegos², O. Trabajos-García¹, Y. Llamas-Osorio¹, I. Illán-Gala¹, J. Díaz de Terán¹, J. Arpa-Gutiérrez¹
¹MADRID, ²AVILA, SPAIN
- PP2025** The cutaneous silent period in essential tremor
I.H. Ipekdağ¹, Ö. Karadağ²
¹NICOSIA, CYPRUS, ²ANKARA, TURKEY
- PP2026** Does peripheral small fibre neuropathy accompany psoriasis? Utility of the cutaneous silent period
Ş.H. İpekdağ¹, P. Bodamyalızade¹, Ö. Karadağ²
¹NICOSIA, CYPRUS, ²ANKARA, TURKEY
- PP2027** How anticipation modulates programmed responses to kinematic stimuli
J.M. Castellote¹, M. Kofler², A. Mayr², L. Saltuari²
¹MADRID, SPAIN, ²ZIRL, AUSTRIA
- PP2028** An atypical Guillan-Barré syndrome associated with hepatitis B infection
D. Necioğlu Orken¹, N. Kuloglu Pazarcı¹, Z. Tanrıverdi¹, E. Kıvrak¹
¹ISTANBUL, TURKEY
- PP2029** Using photosensor for precise recording of the stimulus onset during N400 event related potentials registration
V. Milosevic¹, M. Jolic¹, M. Lazarevic¹, V. Djuric¹, S. Jolic¹, N. Vukasinovic¹, G. Djordjevic¹, M. Zivkovic¹
¹NIS, SERBIA
- PP2030** Electrophysiological study of SCA and FRDA patients
B. Myftiu¹, E. Kocasoy Orhan², B. Baslo²
¹PRISHTINA, ALBANIA, ²ISTANBUL, TURKEY

SUNDAY, JUNE 1, 2014

12:30-14:15

PAPER POSTER SESSION 2: CLINICAL NEUROPHYSIOLOGY (CONTD.)

CHAIRPERSON:

AHMAD KHALIFA, DAMASCUS, SYRIA

CO-CHAIR:

EDINA T. VARGA, SZEGED, HUNGARY

Poster No

- PP2031** High frequency paired associative stimulation modulates the corticospinal excitability in human subjects: an EEG study
A. Naro¹, M. Russo¹, M. Abdelkhader¹, M. Marino¹, F. Morgante¹, V. Rizzo¹, G. Paolo¹, Q. Angelo¹
¹MESSINA, ITALY
- PP2032** F-wave duration as a diagnostic tool in primitive restless legs syndrome
F. Orlandini¹, P. Congiu¹, G. Milioli², G. Gioi¹, P. Tacconi¹, M. Fraschini¹, M.L. Fantini³, F. Marrosu¹, L. Parrino², M. Puligheddu¹
¹CAGLIARI, ²PARMA, ³TORINO, ITALY
- PP2033** Spontaneous periodic hypothermia: differential diagnosis and treatment of a very rare condition
M.T. Pereira¹, I. Santana¹, A. Gouveia¹, A. Maduro¹
¹COIMBRA, PORTUGAL
- PP2034** Part of brainstem dysfunction on migraine's course assessment
K. Sadokcha¹, V. Kistsen¹, V. Evstigneev¹
¹MINSK, BELARUS
- PP2035** Clinical-neurophysiological particularities of brainstem condition on hemispheric stroke into estimation of Cortexin effectivity
V. Siamashka¹, V. Evstigneev¹, V. Kistsen¹
¹MINSK, BELARUS
- PP2036** The situation of the EEG in a developing country (Egypt)
K. Tawfik¹
¹CAIRO, EGYPT
- PP2037** A new recording muscle for repetitive nerve stimulation technique: occipitofrontalis
T. Adatepe¹, T. Eyigürbüz¹, A. Çakır¹, A. Yıldırım¹, N. Uzun¹
¹ISTANBUL, TURKEY
- PP2038** Patients with multiple A-waves
Ç. Atalar¹, T. Adatepe¹, N. Uzun¹, O. Yağız¹, T. Eyigürbüz¹
¹ISTANBUL, TURKEY

PAPER POSTER SESSION 2: CLINICAL NEUROPHYSIOLOGY (CONTD.)

CHAIRPERSON:

AHMAD KHALIFA, DAMASCUS, SYRIA

CO-CHAIR:

EDINA T. VARGA, SZEGED, HUNGARY

Poster No

- PP2039** Current approaches to diagnosis of sensorineural hearing loss children and meaning auditory evoked potentials
A.Y. Balayan¹, O. Yulbarsov¹
¹TASHKENT, UZBEKISTAN
- PP2040** Variation of median nerve latencies values after phalen maneuver
H.M. D'Onofrio^{1,2}, J.M. Duarte², M. Otero², P. Lopez², A. Caride², A.C. Bertotti²
¹CIUDAD MADERO, ²BUENOS AIRES, ARGENTINA
- PP2041** Dextromethorphan/Quinidine (DMQ) treatment significantly increased percentage of days free of pseudobulbar affect (PBA) episodes in a phase 3, randomised, placebo-controlled trial
A. Formella¹, J. Siffert¹
¹ALISO VIEJO, UNITED STATES
- PP2042** Dextromethorphan/Quinidine for treatment of pseudobulbar affect: analysis of treatment-related adverse events
G.L. Pattee¹, J.P. Wymer², C. Lomen-Hoerth³, A. Formella⁴, L. Pope⁴, J. Siffert⁴
¹LINCOLN, ²ALBANY, ³SAN FRANCISCO, ⁴ALISO VIEJO, UNITED STATES
- PP2043** Multimodal evoked potentials in monitoring the course of multiple sclerosis
V. Ignatova¹, L. Todorova¹, L. Haralanov¹
¹SOFIA, BULGARIA
- PP2044** EEG response to different odours in healthy individuals: a promising tool for objective assessment of olfactory disorders
M. Krbot Skoric¹, I. Adamec¹, S. Hajnsek¹, M. Habek¹
¹ZAGREB, CROATIA
- PP2045** Prevalence of accessory deep peroneal nerve in patients referred to an electromyography lab
O. Sinanović¹, S. Zukić¹, N. Pirić¹
¹TUZLA, BOSNIA AND HERZEGOVINA

SUNDAY, JUNE 1, 2014

12:30-14:15

PAPER POSTER SESSION 2: CLINICAL NEUROPHYSIOLOGY (CONTD.)

CHAIRPERSON:

AHMAD KHALIFA, DAMASCUS, SYRIA

CO-CHAIR:

EDINA T. VARGA, SZEGED, HUNGARY

Poster No

- PP2046** Intracranial metallic body artifact in routine scalp EEG
K. Tawfik¹
¹CAIRO, EGYPT
- PP2047** Effects of acupuncture at DU 20 point on electroencephalogram
M.K. Toprak¹, M.T. Çaba¹, D. Yılmaz¹, B. Şahin¹, G. Kunt¹,
R.M. Gülmez¹, A.O. Özerhan¹, O.S. Hasırıpı¹
¹ANKARA, TURKEY
- PP2048** Using occipitofrontalis muscle for repetitive nerve stimulation in myasthenia gravis patients
A. Yıldırım¹, T. Adatepe¹, N. Uzun¹, M.A. Akalın¹
¹ISTANBUL, TURKEY
- PP2049** Visual and somatosensory evoked potentials in vitamin B12 deficiency
H.N. Güneş¹, B. Gökçe Çokal¹, S. Keskin Güler¹, T.K. Yoldaş¹
¹ANKARA, TURKEY

PAPER POSTER SESSION 2: EPILEPSY 1

CHAIRPERSON:

RIADH GOUIDER, TUNIS, TUNISIA

Poster No

- PP2050** Down syndrome and late onset myoclonic epilepsy in Down syndrome: investigation of EPM1 gene mutations in two cases
E. Altindag¹, A. Gündogdu¹, S. Usluer¹, H. Caglayan¹, B. Baykan¹
¹ISTANBUL, TURKEY
- PP2051** Serum natural neurotropic autoantibodies in epilepsy patients
R.B. Azizova¹
¹TASHKENT, UZBEKISTAN
- PP2052** Effect of oxcarbazepine (Oxapine) on cognitive functions in epilepsy
R.B. Azizova¹, G.S. Rakhimbaeva¹, Y.A. Musaeva¹
¹TASHKENT, UZBEKISTAN
- PP2053** Epilepsy impairs long-term functional outcome after different stroke subtypes
K. Rasulova¹, R.B. Azizova¹, G.S. Rakhimbaeva¹
¹TASHKENT, UZBEKISTAN
- PP2054** Relatively benign course in the long term follow-up of two cases with epilepsy associated with NMDAR-antibody positivity
L. Baysal Kirac¹, E. Ekizoglu Turgut¹, E. Tuzun¹, B. Baykan¹
¹ISTANBUL, TURKEY
- PP2055** Structural covariance mapping delineates medial and medio-lateral temporal networks in déjà vu
M. Brázdil¹
¹BRNO, CZECH REPUBLIC
- PP2056** Hyperfamiliarity for faces – a rare syndrome
M. Brum¹, A. Carrilho¹, C. Rosado¹, C. Semedo¹, A. Valadas¹
¹SETÚBAL, PORTUGAL
- PP2057** Long-term efficacy and tolerability of zonisamide as monotherapy or adjunctive treatment in epilepsy patients: an observational study
K. Choi¹, D.W. Kim¹
¹SEOUL, KOREA, REPUBLIC OF

SUNDAY, JUNE 1, 2014

12:30-14:15

PAPER POSTER SESSION 2: EPILEPSY 1 (CONTD.)

CHAIRPERSON:

RIADH GOUIDER, TUNIS, TUNISIA

- | Poster No | |
|---------------|---|
| <u>PP2058</u> | <p>Efficacy and safety of zonisamide in treatment of partial, generalized or combined seizures in adults with epilepsy – a pooled data analysis</p> <p>A. Dash¹, S. Ravat¹, B. Jyothi², B. Demudubabu³, V. Kumar⁴, V. Bajpai⁵, S. Mishra¹, D. Kaur¹</p> <p>¹MUMBAI, ²HYDERABAD, ³VISHAKAPATNAM, ⁴NOIDA, ⁵LUCKNOW, INDIA</p> |
| <u>PP2059</u> | <p>Bone mineral density in epileptic adolescents treated with antiepileptic monotherapy</p> <p>M.D. Dimic¹, N.A. Dimic¹</p> <p>¹NIS, SERBIA</p> |
| <u>PP2060</u> | <p>No need to record habitual seizures in temporal lobe epilepsy patients with congruent non-invasive interictal EEG and MRI results</p> <p>E. Hartl¹, J. Rémi¹, I. Stredl¹, C. Vollmar¹, B. Feddersen¹, S. Nochtar¹</p> <p>¹MUNICH, GERMANY</p> |
| <u>PP2061</u> | <p>Treatment of resistant epilepsy with pyridoxine in an adult patient with spastic tetraparesis and severe learning disability: a case report led discussion of the literature</p> <p>S. Jacobs¹, B. MacDonald²</p> <p>¹BRUXELLES, BELGIUM, ²LONDON, UNITED KINGDOM</p> |
| <u>PP2062</u> | <p>Epileptic seizures and epilepsy in patients with stroke: a 5-year study including stroke patients in Kosovo</p> <p>R. Jashari¹, M. Peterla², M. Rakacolli², J. Kruja², F. Jashari³</p> <p>¹PRISTINA, ²TIRANA, ALBANIA, ³UMEA, SWEDEN</p> |
| <u>PP2063</u> | <p>Sexual dysfunction in young men suffering from idiopathic epilepsy</p> <p>O. Kalbus¹</p> <p>¹DNEPROPETROVSK, UKRAINE</p> |
| <u>PP2064</u> | <p>Post-stroke epilepsy</p> <p>A. Kapidzic¹, M. Vidovic¹, O. Sinanovic¹</p> <p>¹TUZLA, BOSNIA AND HERZEGOVINA</p> |

PAPER POSTER SESSION 2: MULTIPLE SCLEROSIS AND RELATED DISORDERS 2

CHAIRPERSON:

THOMAS BERGER, INNSBRUCK, AUSTRIA

CO-CHAIRS:

DOMIZIA VECCHIO, NOVARA, ITALY

ANTONIO CAROTENUTO, NAPLES, ITALY

Poster No

- PP2065** Abstract withdrawn
- PP2066** Comparison of 2005 and 2010 Macdonald MRI criteria for diagnosis of MS: a retrospective study in London
S. Li¹, P. Smith¹, M. Beavan¹, B. Turner¹
¹LONDON, UNITED KINGDOM
- PP2067** Brain distribution of MS565, an imaging analogue of siponimod (BAF312), in non-human primates
A. Tavares¹, O. Barret¹, D. Alagille¹, T. Morley¹, C. Papin¹, R.P. Maguire², E. Briard², Y.P. Auberson², G. Tamagnan¹
¹NEW HAVEN, UNITED STATES, ²BASEL, SWITZERLAND
- PP2068** Cerebrospinal fluid inflammatory markers in patients with multiple sclerosis
Z. Matejckova¹, J. Mares¹, H. Prikrylova-Vranova¹, J. Klosova¹, V. Sladkova¹, J. Zapletalova¹, P. Hlustik¹, P. Kanovsky¹
¹OLOMOUC, CZECH REPUBLIC
- PP2069** Previous treatments influence disease activity during fingolimod therapy in multiple sclerosis patients
M.J. Messina¹, M. Rodegher¹, M. Rocca¹, M. Filippi¹, M. Romeo¹, S. Maida¹, M. Copetti², V. Martinelli¹, G. Comi¹
¹MILAN, ²SAN GIOVANNI ROTONDO, ITALY
- PP2070** A demyelinating disorder characterized by repeated episodes of optic neuritis and brainstem dysfunctions in a girl with anti-MOG positivity
L. Moiola¹, F. Sangalli¹, M. Radaelli¹, P. Preziosa¹, V. Barcella¹, V. Martinelli¹, G. Comi¹
¹MILAN, ITALY

SUNDAY, JUNE 1, 2014

12:30-14:15

PAPER POSTER SESSION 2:
MULTIPLE SCLEROSIS AND RELATED DISORDERS 2 (CONTD.)

CHAIRPERSON:

THOMAS BERGER, INNSBRUCK, AUSTRIA

CO-CHAIRS:

DOMIZIA VECCHIO, NOVARA, ITALY

ANTONIO CAROTENUTO, NAPLES, ITALY

Poster No

- PP2071** CSF-KFLC in comparison to OCB and Q-IgG
F. Mojib-Yezdani¹, M. Senel¹, H. TUMANI¹
¹ULM, GERMANY
- PP2072** Gray matter involvement in patients with multiple sclerosis; clinical, DTI magnetic resonance imaging, OCT findings
H. Efendi¹, H. Biçkin¹, İ. Çam¹, Ö. Altıntaş¹
¹KOCAELI, TURKEY
- PP2073** EEG changes in dalfampyridine treatment
U. Ergün¹, P. Gelener², G. Kutlu³, L.E. İnan³
¹ANKARA, TURKEY, ²LEFKOŞA, CYPRUS, ³ANTALYA, TURKEY
- PP2074** Effectiveness of magnetic fields in fatigue in multiple sclerosis patients
S. Escudero Uribe¹, R. Carrellan Garcia¹, B. Heredia Camacho¹, A. Hochsprung¹, G. Izquierdo Ayuso¹
¹SEVILLE, SPAIN
- PP2075** A prospective study of urinary complications in multiple sclerosis; a multidisciplinary approach, urodynamic findings and treatment options
M. Fernandez-Fournier¹, A. Tallon Barranco¹, S. Perez¹, M.J. Garcia Matres¹
¹MADRID, SPAIN
- PP2076** Two-year interim analysis of quality of life in patients with relapsing-remitting multiple sclerosis (RRMS) treated with delayed-release dimethyl fumarate in the ENDORSE study
G. Giovannoni¹, M. Kita², R.J. Fox³, R. Gold⁴, J.T. Phillips⁵, S.P. Sarda⁶, M. Okwuokenye⁶, J. Kong⁶, R. Zhang⁶, V. Viglietta⁶, S.I. Sheikh⁶, L. Kappos⁷
¹LONDON, UNITED KINGDOM, ²SEATTLE, ³CLEVELAND, UNITED STATES, ⁴BOCHUM, GERMANY, ⁵DALLAS, ⁶CAMBRIDGE, UNITED STATES, ⁷BASEL, SWITZERLAND

PAPER POSTER SESSION 2:
MULTIPLE SCLEROSIS AND RELATED DISORDERS 2 (CONTD.)

CHAIRPERSON:

THOMAS BERGER, INNSBRUCK, AUSTRIA

CO-CHAIRS:

DOMIZIA VECCHIO, NOVARA, ITALY

ANTONIO CAROTENUTO, NAPLES, ITALY

Poster No

- PP2077** Delayed-release dimethyl fumarate and disability assessed by the multiple sclerosis functional composite (MSFC) in relapsing-remitting multiple sclerosis (RRMS) patients participating in the DEFINE study
G. Giovannoni¹, R. Gold², L. Kappos³, D.L. Arnold⁴, A. Bar-Or⁴, S.P. Sarda⁵, M. Yang⁵, V. Vigiotta⁵
¹LONDON, UNITED KINGDOM, ²BOCHUM, GERMANY, ³BASEL, SWITZERLAND, ⁴MONTREAL, CANADA, ⁵CAMBRIDGE, UNITED STATES
- PP2078** Teriflunomide in routine clinical practice: design of the TACO study
C. Gobbi¹, I.-K. Penner², S. Rohrer³, K. Schwager³, A. Stalla-Bourdillon⁴
¹LUGANO, ²BASEL, ³BAAR, SWITZERLAND, ⁴CHILLY-MAZARIN, FRANCE
- PP2079** Abstract withdrawn
- PP2080** The relationship between enhanced plaques with Gadovist and Magnevist contrast brain MRI and the neurological deficit in the acute phase of relapsing remitting multiple sclerosis
M.H. Harirchian¹, M. Yaghoobi¹, K. Firouznia¹, S. Behzadi¹, H. Hashemi¹, G. Hossein¹, M. Shakiba¹, A. Jalali¹
¹TEHRAN, IRAN, ISLAMIC REPUBLIC OF
- PP2081** Secretory phospholipase A2 activity in serum and cerebrospinal relapsing-remitting multiple sclerosis fluid of patients with relapsing-remitting multiple sclerosis
M.H. Harirchian¹, B. Siroos¹, M. Balood¹, H. Zahednasab¹, S.A. Mesbah-Namin¹
¹TEHRAN, IRAN, ISLAMIC REPUBLIC OF

SUNDAY, JUNE 1, 2014

12:30-14:15

PAPER POSTER SESSION 2:
MULTIPLE SCLEROSIS AND RELATED DISORDERS 2 (CONTD.)

CHAIRPERSON:

THOMAS BERGER, INNSBRUCK, AUSTRIA

CO-CHAIRS:

DOMIZIA VECCHIO, NOVARA, ITALY

ANTONIO CAROTENUTO, NAPLES, ITALY

Poster No

- PP2082** Efficacy of delayed-release dimethyl fumarate in European patients with relapsing-remitting multiple sclerosis (RRMS): integrated analysis of the phase 3 DEFINE and CONFIRM studies
E. Havrdova¹, R.J. Fox², A. Bar-Or³, M. Yang⁴, V. Vigiuetta⁴, S.I. Sheikh⁴, R. Gold⁵
¹PRAGUE, CZECH REPUBLIC, ²CLEVELAND, UNITED STATES, ³MONTREAL, CANADA, ⁴CAMBRIDGE, UNITED STATES, ⁵BOCHUM, GERMANY
- PP2083** Effect of delayed-release dimethyl fumarate on health-related quality of life (HRQoL) in relapsing-remitting multiple sclerosis (RRMS) patients with and without measured disease activity
E. Havrdova¹, S.P. Sarda², G. Giovannoni³, R.J. Fox⁴, R. Gold⁵, M. Kita⁶, J.T. Phillips⁷, A. Zhang², N.C. Kurukulasuriya², L. Kappos⁸
¹PRAGUE, CZECH REPUBLIC, ²CAMBRIDGE, UNITED STATES, ³LONDON, UNITED KINGDOM, ⁴CLEVELAND, UNITED STATES, ⁵BOCHUM, GERMANY, ⁶SEATTLE, ⁷DALLAS, UNITED STATES, ⁸BASEL, SWITZERLAND
- PP2084** Treatment with interferon beta-1b although persistent aminotransferases elevation
M. Hladikova¹, P. Praksova¹, H. Dujsikova¹, P. Stourac¹, J. Bednarik¹
¹BRNO, CZECH REPUBLIC
- PP2085** Optimization of multiple sclerosis therapy via high-dose, high-frequency administration of subcutaneous interferon beta-1a: the OPTION study
W.E. Hofmann¹, A.K. Bach², M. Seiler³, M. Kuper⁴, W.-G. Elias⁵
¹ASCHAFFENBURG, ²ESSEN, ³AALEN, ⁴DARMSTADT, ⁵HAMBURG, GERMANY
- PP2086** Abstract withdrawn
- PP2087** Impairment of cognitive functions in patients with clinically isolated syndrome – a pilot study
E. Hyncicova¹, E. Meluzinova¹, M. Vyhnalek^{1,2}, J. Libertinova², I. Kovarova², T. Nikolai², J. Hort², J. Laczko²
¹PRAGUE, ²BRNO, CZECH REPUBLIC

PAPER POSTER SESSION 2:
MULTIPLE SCLEROSIS AND RELATED DISORDERS 2 (CONTD.)

CHAIRPERSON:

THOMAS BERGER, INNSBRUCK, AUSTRIA

CO-CHAIRS:

DOMIZIA VECCHIO, NOVARA, ITALY

ANTONIO CAROTENUTO, NAPLES, ITALY

Poster No

- PP2088** Homocysteine level in an experimental model of multiple sclerosis
A. Jamroz-Wisniewska¹, J. Beltowski¹, K. Rejdak¹, H. Bartosik-Psujek¹
¹LUBLIN, POLAND
- PP2089** Abstract withdrawn
- PP2090** Treatment of a severe ADEM patient with immunoadsorption
O. Kamisli¹, C. Ozcan¹
¹MALATYA, TURKEY
- PP2091** A case of multiple sclerosis presenting as eight and half syndrome
O. Kamisli¹, C. Ozcan¹
¹MALATYA, TURKEY
- PP2092** indicators of the immunological status after high-dosage immunoablative therapy with autologous stem cell transplantation in multiple sclerosis
A. Kartashov¹
¹MOSCOW, RUSSIAN FEDERATION
- PP2093** The prediction of interferon's flu-like syndrome in therapy of multiple sclerosis
D. Kasatkin¹, N. Spirin¹
¹YAROSLAVL, RUSSIAN FEDERATION
- PP2094** Interleukins and the psycho-emotional sphere in patients with multiple sclerosis
D. Kasatkin¹, N. Spirin¹
¹YAROSLAVL, RUSSIAN FEDERATION

SUNDAY, JUNE 1, 2014

12:30-14:15

PAPER POSTER SESSION 2:
MULTIPLE SCLEROSIS AND RELATED DISORDERS 2 (CONTD.)

CHAIRPERSON:

THOMAS BERGER, INNSBRUCK, AUSTRIA

CO-CHAIRS:

DOMIZIA VECCHIO, NOVARA, ITALY

ANTONIO CAROTENUTO, NAPLES, ITALY

Poster No

- PP2095** Extracranial-intracranial venous structures in patients with relapsing-remitting multiple sclerosis, Doppler sonography, cranial MR venography and selective venography with the evaluation and comparison with healthy controllers
E. Kaygılı¹, Ö.F. Turan¹, B. Hakyemez¹, N. Bolca Topal¹, Ö. Taşkapılıoğlu¹
¹BURSA, TURKEY
- PP2096** Subjective reports of fatigue and depression in relation to objective measures of motor performance and cognitive functioning in relapsing-remitting multiple sclerosis
P.M. Keune¹, J. Muenssinger¹, U. Menge¹, U. Hofstadt-van Oyl¹, P. Oschmann¹
¹BAYREUTH, GERMANY
- PP2097** Tremor in multiple sclerosis (MS): different patterns of long latency reflexes suggest different underlying pathophysiological mechanisms
T. Khaybullin¹, F. Khabirov¹, L. Averyanova¹, E. Granatov¹, N. Babicheva¹
¹KAZAN, RUSSIAN FEDERATION
- PP2098** Neurofibromatosis type 1 associated with multiple sclerosis
A. Khefifi¹, S. Najja¹, I. Chatti¹, S. Benamor¹, M.S. Harzallah¹, S. Benammou¹
¹SOUSSE, TUNISIA
- PP2099** Clinical efficacy of sulbutiamine for the treatment of fatigue in patients with multiple sclerosis
Y. Khyzhniak¹, O. Mialovytska¹, T. Kobus¹
¹KIEV, UKRAINE
- PP2100** A composite of real-world practical measures of early disease activity can predict long-term disease outcome in CHAMPIONS
R.P. Kinkel¹, J.H. Simon², E. Fisher³, X. You⁴, R. Hyde⁴, B. Sperling⁴
¹SAN DIEGO, ²PORTLAND, ³CLEVELAND, ⁴CAMBRIDGE, UNITED STATES

PAPER POSTER SESSION 2:
MULTIPLE SCLEROSIS AND RELATED DISORDERS 2 (CONTD.)

CHAIRPERSON:

THOMAS BERGER, INNSBRUCK, AUSTRIA

CO-CHAIRS:

DOMIZIA VECCHIO, NOVARA, ITALY

ANTONIO CAROTENUTO, NAPLES, ITALY

Poster No

- PP2101** United States multiple sclerosis patients' preferences for injectable treatments
C. Poulos¹, E. Kinter², J.-C. Yang¹, J.F.P. Bridges³, J. Posner¹, A.T. Reder⁴
¹RESEARCH TRIANGLE PARK, ²CAMBRIDGE, ³BALTIMORE, ⁴CHICAGO, UNITED STATES
- PP2102** German multiple sclerosis patients' preferences for injectable treatments
C. Poulos¹, E. Kinter², J.-C. Yang², J.F.P. Bridges³, E. Kunz⁴, A. Muehlbacher⁵, B.C. Kieseier⁶
¹RESEARCH TRIANGLE PARK, ²CAMBRIDGE, ³BALTIMORE, UNITED STATES, ⁴ISMANING, ⁵NEUBRANDENBURG, ⁶DÜSSELDORF, GERMANY
- PP2103** Gastrointestinal symptoms in patients with multiple sclerosis
D.V. Kiselev¹, N.N. Spirin¹, O.M. Manyakina¹
¹YAROSLAVL, RUSSIAN FEDERATION
- PP2104** Markers of demyelination in patients with multiple sclerosis and thyroid autoimmune reactivity
E.V. Kiseleva¹, N.N. Spirin¹
¹YAROSLAVL, RUSSIAN FEDERATION
- PP2105** Diagnostic value of NMO/AQP4- antibody in assessing idiopathic inflammatory demyelinating CNS diseases (IIDCDs) in Egyptian patients
N.A. Kishk¹, N. Abokresha¹, L. Rashed¹, N. Ramadan¹
¹CAIRO, EGYPT
- PP2106** Female MS patients' knowledge of multiple sclerosis and pregnancy relation
R. Kizlaitiene¹, V. Budrys¹, G. Kaubrys¹, A. Ovcnikova¹, J. Liutkiene¹, N. Giedraitiene¹
¹VILNIUS, LITHUANIA
- PP2107** Retinal nerve fiber layer thickness and disability in multiple sclerosis patients
V. Kostadima¹, A. Tsoumani¹, I. Asproudis¹
¹IOANNINA, GREECE

SUNDAY, JUNE 1, 2014

12:30-14:15

PAPER POSTER SESSION 2:
MULTIPLE SCLEROSIS AND RELATED DISORDERS 2 (CONTD.)**CHAIRPERSON:**

THOMAS BERGER, INNSBRUCK, AUSTRIA

CO-CHAIRS:

DOMIZIA VECCHIO, NOVARA, ITALY

ANTONIO CAROTENUTO, NAPLES, ITALY

- | Poster No | |
|---------------|---|
| <u>PP2108</u> | Rebound of multiple sclerosis activity after fingolimod therapy discontinuation
S. Kotov ¹ , T. Yakushina ¹ , V. Ljdvoy ¹
¹ MOSCOW, RUSSIAN FEDERATION |
| <u>PP2109</u> | Concentration of 25(OH)D3 and calcium and phosphorus metabolism in patients suffering from relapsing-remitting multiple sclerosis
K. Kubicka-Baczyk ¹ , K. Pierzchala ¹ , B. Labuz-Roszak ¹ ,
M. Adamczyk-Sowa ¹ , A. Machowska-Majchrzak ¹
¹ ZABRZE, POLAND |
| <u>PP2110</u> | Clinical efficacy of delayed-release dimethyl fumarate in minority patients with relapsing-remitting multiple sclerosis (RRMS): an integrated analysis of the phase 3 DEFINE and CONFIRM studies
R.J. Fox ¹ , J.T. Phillips ² , M. Okwuokenye ³ , N.C. Kurukulasuriya ³ ,
R. Gold ⁴
¹ CLEVELAND, ² DALLAS, ³ CAMBRIDGE, UNITED STATES, ⁴ BOCHUM, GERMANY |
| <u>PP2111</u> | Seasonal activity of multiple sclerosis based on magnetic resonance imaging parameters in Georgia
G. Lachkepiani ¹ , M. Mania ¹ , G. Giorgadze ¹ , S. Mikiashvili ¹ ,
S. Tskhvaradze ¹ , N. Sainishvili ¹
¹ TBILISI, GEORGIA |
| <u>PP2112</u> | Limited heart rate effects following siponimod re-initiation after variable periods of drug discontinuation
E. Legangneux ¹ , K. Shakeri-Nejad ¹ , V. Aslanis ¹ , A. Sagkriotis ¹ ,
B. Brendani ¹ , R. Behrje ²
¹ BASEL, SWITZERLAND, ² EAST HANOVER, UNITED STATES |
| <u>PP2113</u> | Interim results of the Swiss post marketing surveillance monitoring quality of life and treatment satisfaction in patients with relapsing-remitting multiple sclerosis (SWISSASCENT)
A. Czaplinski ¹ , E. Jaquiéry ² , P. Stellmes ³ , S. Ramseier ⁴ ,
A. Baumann ⁵ , O. Kurlandchikov ⁶ , C. Berger ⁷ , M. Chofflon ⁸ ,
F. Lieder ² , T. Maier ⁹
¹ ZURICH, ² ROTKREUZ, ³ LUZERN, ⁴ AARAU, ⁵ LANGENTHAL, ⁶ ST. GALLEN,
⁷ SARGANS, ⁸ ONEX, ⁹ BASEL, SWITZERLAND |

PAPER POSTER SESSION 2:
MULTIPLE SCLEROSIS AND RELATED DISORDERS 2 (CONTD.)

CHAIRPERSON:

THOMAS BERGER, INNSBRUCK, AUSTRIA

CO-CHAIRS:

DOMIZIA VECCHIO, NOVARA, ITALY

ANTONIO CAROTENUTO, NAPLES, ITALY

Poster No

- PP2114** The importance of nitric oxide and arginase in the pathogenesis of acute neuroinflammation: are those contraplayers with the same direction?
S. Ljubisavljevic¹, I. Stojanovic¹, S. Vojinovic¹, D. Pavlovic¹
¹NIS, SERBIA
- PP2115** Exercise-based patient education in people with multiple sclerosis
C. Lutz^{1,2}, S. Kersten², P. Schubert², M. Liebherr², C. Haas²
¹SAARBRÜCKEN, ²IDSTEIN, GERMANY
- PP2116** Paroxysmal dystonia as a manifestation of multiple sclerosis
C. Machado¹, J. Pinho¹, M. Rodrigues¹, J. Cerqueira¹, E. Lourenço¹
¹BRAGA, PORTUGAL
- PP2117** Indolent progressive multifocal leukoencephalopathy (PML) after natalizumab in relapsing remitting multiple sclerosis (RRMS)
V.C. Mastorodemos¹, M. Sinodinos¹, E.Z. Papadaki¹, P.G. Simos¹, H. Alexopoulos², I. Drakos¹, G. Amoiridis^{1,2}
¹HERAKLION, ²ATHENS, GREECE
- PP2118** Abstract withdrawn
- PP2119** Multiple sclerosis and motherhood choice: an observational study of Portuguese women
A.T. Carvalho¹, A. Veiga², J. Morgado³, R. Tojal⁴, S. Rocha⁵, Â. Timóteo⁴
¹VILA NOVA DE GAIA, ²VILA REAL, ³LISBON, ⁴AMADORA, ⁵BRAGA, PORTUGAL
- PP2120** Objective measurement of fatigue in patients with multiple sclerosis – norm values and predictors
J. Muenssinger¹, P.M. Keune¹, U. Menge¹, U. Hofstadt-van Oyl¹, P. Oschmann¹
¹BAYREUTH, GERMANY

SUNDAY, JUNE 1, 2014

12:30-14:15

PAPER POSTER SESSION 2:
MULTIPLE SCLEROSIS AND RELATED DISORDERS 2 (CONTD.)

CHAIRPERSON:

THOMAS BERGER, INNSBRUCK, AUSTRIA

CO-CHAIRS:

DOMIZIA VECCHIO, NOVARA, ITALY

ANTONIO CAROTENUTO, NAPLES, ITALY

Poster No

- PP2121** An observational, retrospective study on treatment adherence to subcutaneous interferon beta-1a in patients with relapsing multiple sclerosis using the RebiSmart electronic device and MITRA software
J.A. Garcia Merino¹, D. Muñoz², C. Arnal³, A. Miralles¹, V. Meca¹, M. Arias⁴, F. Padilla⁵, J.L. Sánchez-Menoyo⁶, C. Calles⁷, C. Guijarro-Castro¹, S. Martínez-Yélamos⁸
¹MADRID, ²VIGO, ³GRANADA, ⁴SANTIAGO DE COMPOSTELA, ⁵MÁLAGA, ⁶GALDAKAO, ⁷PALMA DE MALLORCA, ⁸BARCELONA, SPAIN
- PP2122** MSTCQ© “multiple sclerosis treatment concerns questionnaire” Spanish language version: cultural adaptation and validation
E. Munteis¹, G. Navarro², J. Meca³, A. Maestre⁴, A. Perez-Sempere⁵, J. Gracia⁶, A. Pato⁷
¹BARCELONA, ²SEVILLA, ³MURCIA, ⁴JAÉN, ⁵ALICANTE, ⁶ALBACETE, ⁷PONTEVEDRA, SPAIN
- PP2123** Lymphocytopenia after fingolimod therapy confronted with escalated administration against therapy interruption
E. Kouremenos¹, D. Naoumis¹, M. Antonopoulou¹, M. Maltezou¹, A. Kodounis¹
¹ATHENS, GREECE
- PP2124** Sleep disturbances related to multiple sclerosis
S.M. Nica¹, G. Mihailescu¹, I.E. Davidescu¹, I. Buraga¹, G. Pavel¹
¹BUCHAREST, ROMANIA
- PP2125** Injection-site reactions of serum-free subcutaneous interferon beta-1a in patients with relapsing multiple sclerosis a 2-year interim analysis of a prospective observational study in Spain
Á. Pérez-Sempere¹, X. Olascoaga², L. Berenguer-Ruiz³, A. Cervelló⁴, J. Mallada¹, C. Perla⁴, D.F. Uria⁵, J. Peña⁶, A. Oterino⁷, A. Escartín⁸, L. Brieva⁹, C. Croissier-Elias¹⁰, C. Guijarro-Castro¹¹, C. de Andrés¹¹, R. Arroyo¹¹
¹ALICANTE, ²SAN SEBASTIÁN, ³VILLAJYOYOSA, ⁴VALENCIA, ⁵GIJÓN, ⁶AVILES, ⁷SANTANDER, ⁸BARCELONA, ⁹LÉRIDA, ¹⁰LA LAGUNA, ¹¹MADRID, SPAIN

PAPER POSTER SESSION 2:
MULTIPLE SCLEROSIS AND RELATED DISORDERS 2 (CONTD.)

CHAIRPERSON:

THOMAS BERGER, INNSBRUCK, AUSTRIA

CO-CHAIRS:

DOMIZIA VECCHIO, NOVARA, ITALY

ANTONIO CAROTENUTO, NAPLES, ITALY

Poster No

- PP2126** Validity and reliability of the Turkish version of monitoring by the multiple sclerosis scale
C. Polat¹, Z. Tulek¹
¹ISTANBUL, TURKEY
- PP2127** Health-related quality of life in EU patients with relapsing-remitting multiple sclerosis (RRMS) treated with delayed-release dimethyl fumarate: integrated analysis of DEFINE and CONFIRM
C. Pozzilli¹, R. Gold², P. Vermersch³, R.J. Fox⁴, S.P. Sarda⁵, T. Niecko⁶, N.C. Kurukulasuriya⁵, V. Vigiotta⁵, L. Kappos⁷
¹ROME, ITALY, ²BOCHUM, GERMANY, ³LILLE, FRANCE, ⁴CLEVELAND, ⁵CAMBRIDGE, ⁶NAPLES, UNITED STATES, ⁷BASEL, SWITZERLAND
- PP2128** Thyroid disease in patients with multiple sclerosis during interferon-beta therapy
P. Praksova¹, M. Hladikova¹, P. Stourac¹, J. Bednarik¹
¹BRNO, CZECH REPUBLIC
- PP2129** Prolactin as a factor of remyelination in a toxic cuprizon-induced model of multiple sclerosis
E. Predtechenskaya¹, A. Khodakov¹
¹NOVOSIBIRSK, RUSSIAN FEDERATION
- PP2130** The effect of smoking on the occurrence and course of multiple sclerosis
L. Radulovic¹, S. Vodopic¹, S. Vujisic¹
¹PODGORICA, MONTENEGRO
- PP2131** Sexual dysfunction in patients with multiple sclerosis depending on gender, duration of disease and neurological deficit
N. Radzikhovska¹, L. Sokolova¹
¹KIEV, UKRAINE
- PP2132** Hashimoto encephalopathy: therapeutic approach and evolution. Eight cases study and review of the literature
A. Riahi¹, H. Derbali¹, M. Messelmani¹, I. Bedoui¹, M. Mansour¹, J. Zaouali¹, R. Mrissa¹
¹TUNIS, TUNISIA

SUNDAY, JUNE 1, 2014

12:30-14:15

PAPER POSTER SESSION 2:
MULTIPLE SCLEROSIS AND RELATED DISORDERS 2 (CONTD.)

CHAIRPERSON:

THOMAS BERGER, INNSBRUCK, AUSTRIA

CO-CHAIRS:

DOMIZIA VECCHIO, NOVARA, ITALY

ANTONIO CAROTENUTO, NAPLES, ITALY

Poster No

- PP2133** Normative data for the Persian version of minimal assessment of cognitive function in multiple sclerosis (MACFIMS): the regression based approach
S. Riyahi-Alam¹, A. Eshaghi¹, M.A. Mansournia¹, A.R. Azimi¹, R.H. Benedict², M.A. Sahraian¹
¹TEHRAN, IRAN, ISLAMIC REPUBLIC OF, ²BUFFALO, UNITED STATES
- PP2134** Gender differences in the content of glutamate depending on the clinical onset of multiple sclerosis
A. Ryazantseva¹, V. Alifirova¹, S. Ivanova¹, A. Boyko¹, N. Krotenko¹, N. Musina¹, M. Titova¹
¹TOMSK, RUSSIAN FEDERATION
- PP2135** Large tumor like demyelinating lesions in the brain
H. Şahin¹, S. Özçekiç¹, M. Gökçe¹, D. Tuncel¹, S. Bakarış¹
¹K.MARAS, TURKEY
- PP2136** Multiple sclerosis patients treated with intramuscular interferon-beta-1a autoinjector in a real-world setting: prospective evaluation of treatment persistence, adherence, quality of life and satisfaction
A.V. Salgado¹, R. Hupperts², S. Slawka³, X. You³, B. Sperling³
¹AMADORA, PORTUGAL, ²SITTARD, NETHERLANDS, ³CAMBRIDGE, UNITED STATES
- PP2137** Third degree atrioventricular block: case report of a life-threatening complication in a multiple sclerosis patient treated with fingolimod
J. Sellner^{1,2}, B. Holl¹, P. Wipfler¹, V. Chroust¹, G. Pilz¹, M. Winhard¹, A. Harrer¹, K. Oppermann¹, E. Trinkka¹, J. Kraus¹
¹SALZBURG, AUSTRIA, ²MÜNCHEN, GERMANY
- PP2138** microRNAs play a critical role in regulation of an autoimmune demyelination
M.P. Mycko¹, M. Cichalewska¹, M. Mariasiewicz¹, H. Cwiklinska¹, K.W. Selmaj¹
¹LODZ, POLAND

PAPER POSTER SESSION 2:
MULTIPLE SCLEROSIS AND RELATED DISORDERS 2 (CONTD.)

CHAIRPERSON:

THOMAS BERGER, INNSBRUCK, AUSTRIA

CO-CHAIRS:

DOMIZIA VECCHIO, NOVARA, ITALY

ANTONIO CAROTENUTO, NAPLES, ITALY

Poster No

- PP2139** Comparative analysis of the quality of life in patients with multiple sclerosis of different age groups
M. Sepikhanova¹, L. Sokolova¹
¹KIEV, UKRAINE
- PP2140** Cognitive impairment and glucose cerebral metabolism in relapsing-remitting and progressive multiple sclerosis patients
G. Shkilnyuk¹, A. Petrov¹, A. Ilves¹, G. Kataeva¹, L. Prakhova¹, I. Stoliarov¹
¹ST.PETERSBURG, RUSSIAN FEDERATION
- PP2141** Coexistence of neuromyelitis optica and seizures: a case report
E. Shugaiv¹, A. Coban¹, M. Kurtuncu¹, E. Tuzun¹, G. Akman-Demir¹, M. Eraksoy¹
¹ISTANBUL, TURKEY
- PP2142** The comparison of vitamin D3 levels in spring and autumn in patients suffering from multiple sclerosis
U. Skrobas¹, A. Wojewoda-Wlaź¹, A. Antonowicz¹, K. Rejdak¹, H. Bartosik-Psujek¹
¹LUBLIN, POLAND
- PP2143** The impact of interferon beta treatment on pregnancy in patients suffering from multiple sclerosis
U. Skrobas¹, M. Czernichowska-Kotiuszko¹, K. Rejdak¹, H. Bartosik-Psujek¹
¹LUBLIN, POLAND
- PP2144** Adhesion molecules and matrix metalloproteinase-9 in patients with multiple sclerosis
N. Spirina¹, N. Spirin¹, A. Boyko²
¹YAROSLAVL, ²MOSCOW, RUSSIAN FEDERATION
- PP2145** Evaluation of sensory and pain perception and mechanisms of central modulation of pain perception in patients with multiple sclerosis
I. Srotova¹, E. Vlckova¹, S. Kincova¹, P. Praksova¹, J. Bednarik¹
¹BRNO, CZECH REPUBLIC

SUNDAY, JUNE 1, 2014

12:30-14:15

PAPER POSTER SESSION 2:
MULTIPLE SCLEROSIS AND RELATED DISORDERS 2 (CONTD.)

CHAIRPERSON:

THOMAS BERGER, INNSBRUCK, AUSTRIA

CO-CHAIRS:

DOMIZIA VECCHIO, NOVARA, ITALY

ANTONIO CAROTENUTO, NAPLES, ITALY

Poster No

- PP2146** Neuromyelitis optica spectrum disorder (NMOSD) with systemic lupus erythematosus (SLE) in a 47-year-old Filipino: a case report
T.A.F. Talamera¹, M.S. Martinez¹
¹QUEZON CITY, PHILIPPINES
- PP2147** Effects of 4-aminopyridine on depression in multiple sclerosis patients
F. Tokucoglu¹, Y. Beckmann¹, T. Kurt Incesu¹, S. Türe¹, Ö. Özen Gökmuharremoğlu¹, G. Akhan¹
¹IZMIR, TURKEY
- PP2148** Anxiety correlates with fatigue in multiple sclerosis patients
G. Toncev¹, S. Miletic Drakulic¹, T. Boskovic Matic¹, A. Gavrilovic¹, D. Mijailovic¹
¹KRAGUJEVAC, SERBIA
- PP2149** A patient with combined central and peripheral demyelination
M.K. Toprak¹, E. Derle¹
¹ANKARA, TURKEY
- PP2150** Effects of glatiramer acetate on cortical functions and fatigue in multiple sclerosis: a morpho-functional MRI study
P. Tortorella¹, F. Baglio¹, L. Griffanti¹, M. Cabinio¹, P. Cecconi¹, D. Caputo¹, M. Rovaris¹
¹MILANO, ITALY
- PP2151** Effect of natalizumab on clinical/radiological disease activity and quality of life in a prospective Belgian cohort of relapsing-remitting multiple sclerosis patients
J. Truong¹, P. Desfontaines¹, S. Van Snick¹, M. Vandenhede¹, C. de Fays¹, A. Melin¹
¹LIEGE, BELGIUM
- PP2152** Comorbidity of multiple sclerosis and psoriasis
A. Altintas¹, U. Uygunoglu¹, A.D. Elmali¹, A. Siva¹
¹ISTANBUL, TURKEY

PAPER POSTER SESSION 2:
MULTIPLE SCLEROSIS AND RELATED DISORDERS 2 (CONTD.)

CHAIRPERSON:

THOMAS BERGER, INNSBRUCK, AUSTRIA

CO-CHAIRS:

DOMIZIA VECCHIO, NOVARA, ITALY

ANTONIO CAROTENUTO, NAPLES, ITALY

Poster No

- PP2153** **Thrombotic microangiopathy (TMA) caused by IFN-beta treatment in a multiple sclerosis (MS) patient: a case report**
C. Valencia¹, M.A. Del Real¹, A. López¹, N. Giraldo¹, J. Bravo¹, M.J. Corrales¹, M.D. Sanchez-Nieta¹
¹CIUDAD REAL, SPAIN
- PP2154** **Severe rebound of multiple sclerosis activity to the spinal cord after fingolimod withdrawal**
D. Vecchio¹, P. Naldi¹, S. Ruggerone¹, M.A. Leone¹, R. Cantello¹
¹NOVARA, ITALY
- PP2155** **Delayed-release dimethyl fumarate and health-related quality of life in relapsing-remitting MS patients stratified by baseline demographic and disease characteristics: integrated analysis of DEFINE and CONFIRM**
P. Vermersch¹, R. Gold², R.J. Fox³, L. Kappos⁴, S.P. Sarda⁵, T. Niecko⁶, N.C. Kurukulasuriya⁵
¹LILLE, FRANCE, ²BOCHUM, GERMANY, ³CLEVELAND, UNITED STATES, ⁴BASEL, SWITZERLAND, ⁵CAMBRIDGE, ⁶NAPLES, UNITED STATES
- PP2156** **Epidemiology of multiple sclerosis in Tuzla-Canton, Bosnia and Herzegovina**
M. Vidovic¹, A. Burina¹, O. Sinanovic¹, A. Kapidzic¹
¹TUZLA, BOSNIA AND HERZEGOVINA
- PP2157** **Assessment of COgnition, Fatigue, Depression, anxiety, AdherENCE in relapsing-remitting multiple sclerosis patients receiving subcutaneous interferon beta-1a: CONFIDENCE study design**
L.H. Visser¹, L. Lisy², C. Enzinger³, J.J. Geurts⁴, J. Boringa⁵, K. van der Hiele^{6,7}, R. Hupperts⁸, D. Decoo⁹, L. Ghazi-Visser¹⁰, K. Marhardt¹¹
¹TILBURG, NETHERLANDS, ²BRATISLAVA, SLOVAKIA, ³GRAZ, AUSTRIA, ⁴AMSTERDAM, ⁵AMERSFOORT, ⁶LEIDEN, ⁷MAASSLUIS, ⁸SITTARD, NETHERLANDS, ⁹SIJSELE, BELGIUM, ¹⁰SCHIPHOL-RIJK, NETHERLANDS, ¹¹VIENNA, AUSTRIA

SUNDAY, JUNE 1, 2014

12:30-14:15

PAPER POSTER SESSION 2:
MULTIPLE SCLEROSIS AND RELATED DISORDERS 2 (CONTD.)

CHAIRPERSON:

THOMAS BERGER, INNSBRUCK, AUSTRIA

CO-CHAIRS:

DOMIZIA VECCHIO, NOVARA, ITALY

ANTONIO CAROTENUTO, NAPLES, ITALY

Poster No

- PP2158** Clinical management of patients with relapsing-remitting multiple sclerosis transitioning from natalizumab to dimethyl fumarate
K.H. Vo^{1,2}, M. Barra², N. Drago², C. Le², H. Nguyen², L. Stazzone¹, G. Buckle^{1,2}
¹BROOKLINE, ²BOSTON, UNITED STATES
- PP2159** Markers of neurodegeneration in different stages of MS
A. Vorobyeva¹, V. Fominykh¹, T. Simaniv¹, M. Onufriev¹, A. Putsen¹, M. Zakharova¹, N. Gulyaeva¹
¹MOSCOW, RUSSIAN FEDERATION
- PP2160** Multiple sclerosis and panuveitis: a rare association
B. Gökçe Çokal¹, H.N. Güneş¹, S. Keskin Güler¹, T.K. Yoldaş¹, C. Baydar¹, S. Kavuncu¹
¹ANKARA, TURKEY
- PP2161** A case confusing multiple sclerosis and central nervous system graft-versus-host-disease
B.-N. Yoon¹, J.-J. Sung², G.-W. Lee², C.-K. Ha², S.-H. Choi²
¹INCHEON, ²SEOUL, KOREA, REPUBLIC OF
- PP2162** Demyelination diagnosed during tumor necrosis factor antagonists therapy: coincidence or not?
E.N. Zafeiropoulou¹, M. Karatzikou¹, M. Stavroulaki¹, T. Stardeli¹, P. Chaloulos-Iakovidis¹, G.E. Klados¹, T. Maris¹
¹HERAKLION, GREECE
- PP2163** Effect of bismuth subsalicylate (Pepto-Bismol®) on gastrointestinal tolerability in healthy volunteers receiving oral delayed-release dimethyl fumarate: a randomized, multicenter, double-blind, placebo-controlled, phase 1 study (PREVENT)
J. Li¹, T.S. Ma², J. Zambrano³
¹CAMBRIDGE, ²ESCONDIDO, ³WESTON, UNITED STATES
- PP2164** Gastrointestinal tolerability of delayed-release dimethyl fumarate in a multicenter, open-label study of patients with relapsing forms of multiple sclerosis (MANAGE)
E.J. Fox¹, A. Vasquez², W. Grainger³, T.S. Ma⁴, J. Li⁵, J. Zambrano⁶
¹ROUND ROCK, ²ST. PETERSBURG, ³GILBERT, ⁴ESCONDIDO, ⁵CAMBRIDGE, ⁶WESTON, UNITED STATES

PAPER POSTER SESSION 2: MUSCLE AND NEUROMUSCULAR JUNCTION DISEASES

CHAIRPERSON:

THOMAS KLOPSTOCK, MUNICH, GERMANY

CO-CHAIRS:

XENIA KOBELEVA, AACHEN, GERMANY

Poster No

- PP2165** Sustained remission in a case of MuSK (+) myasthenia gravis treated with i.v. rituximab as primary therapy
E. Al-Shehri¹, E. Al-Mowallad¹, Y. Al-Said¹, E.J. Cupler¹
¹JEDDAH, SAUDI ARABIA
- PP2166** Clinical and genetic features of the patients with MNGIE: cohort at the department of neurology, Istanbul Faculty of Medicine
A. Çakar¹, H. Durmuş¹, T. Gündüz¹, F. Deymeer¹, Y. Parman¹, P. Oflazer-Serdaroğlu¹
¹ISTANBUL, TURKEY
- PP2167** Angiogenic factors dynamics during skeletal muscle regeneration
L.C. Ceafalan¹, C. Tanase¹, E. Codrici¹, S. Mihai¹, E. Manole¹, A. Gonzalez¹, B.O. Popescu¹
¹BUCHAREST, ROMANIA
- PP2168** Myopathy with muscle hypertrophy as a rare presenting feature of primary amyloidosis
S. Ciftci¹, A.N. Yuceyar¹, O. Ekmekci¹, M. Argin¹, H. Karasoy¹
¹IZMIR, TURKEY
- PP2169** A patient with CASPR2 myasthenic-myotonic syndrome
K. Gross-Paju¹, U. Sorro¹, A. Reitsnik¹, K. Kannel¹, L. Vahter¹
¹TALLINN, ESTONIA
- PP2170** Anxiety and depression symptoms in patients with generalized myasthenia gravis
F. Gulec Uyaroglu¹, E.H. Unal¹, S. Bilgin¹, Y. Zorlu¹
¹IZMIR, TURKEY
- PP2171** Stiff limb syndrome: a case report
E. Farhat¹, M. Zouari¹, R. Beyrouti¹, S. Ben Sassi¹, F. Hentati¹
¹TUNIS, TUNISIA
- PP2172** Val71Ala: a rare transthyretin variant in an American patient and response to liver transplantation
S. Jones Iyadurai¹, D. Kassari¹
¹SAINT LOUIS, UNITED STATES

SUNDAY, JUNE 1, 2014

12:30-14:15

PAPER POSTER SESSION 2:
MUSCLE AND NEUROMUSCULAR JUNCTION DISEASES (CONTD.)

CHAIRPERSON:

THOMAS KLOPSTOCK, MUNICH, GERMANY

CO-CHAIRS:

XENIA KOBELEVA, AACHEN, GERMANY

Poster No

- PP2173** Both binding and blocking antibodies correlate with disease severity in myasthenia gravis
S.-Y. Kang¹, H. Kwen¹
¹JEJU, KOREA, REPUBLIC OF
- PP2174** Cholinergic transmission of outer hair cell impaired in myasthenia gravis
N.-H. Kim¹, J.-E. Kim², J.Y. Cho³, K.-W. Lee²
¹GOYANGSI, ²SEOUL, ³ILSAN, KOREA, REPUBLIC OF
- PP2175** Thymoma with or without paraneoplastic myasthenia gravis - is minimally invasive tumour resection really safe?
L. Kirzinger¹, R. Backhaus¹, H. Dax¹, R. Kollanur¹, A. Marx², B. Schalke¹
¹REGENSBURG, ²MANNHEIM, GERMANY
- PP2176** Characteristic features of long-time survivors with Duchenne muscular dystrophy
S. Kon¹, H. Takada¹, Y. Oyama¹, T. Kimura¹
¹AOMORI, JAPAN
- PP2177** Correctness of referral to the repetitive nerve stimulation test and diagnostic outcome
A. Kosac¹, V. Milic Rasic¹, J. Mladenovic¹, D. Vojinovic¹, S. Todorovic¹
¹BELGRADE, SERBIA
- PP2178** Unusual clinical manifestations of hereditary inclusion myopathy
T. Kurt Incesu¹, Y. Beckmann¹, F. Tokuçoğlu¹, G. Diniz¹, A.B. Doğan¹, A.T. Özboğuc¹, N.G. Bülbül¹, G. Akhan¹
¹IZMIR, TURKEY
- PP2179** Breathing pattern and central ventilatory drive in late-onset Pompe's disease (LOPD)
F. Montagnese¹, O. Musumeci¹, P. Ruggeri¹, E. Barca¹, G. Girbino¹, A. Toscano¹
¹MESSINA, ITALY

PAPER POSTER SESSION 2:
MUSCLE AND NEUROMUSCULAR JUNCTION DISEASES (CONTD.)

CHAIRPERSON:

THOMAS KLOPSTOCK, MUNICH, GERMANY

CO-CHAIRS:

XENIA KOBELEVA, AACHEN, GERMANY

Poster No

- PP2180** The interaction between tropomyosin-related kinase-B receptor-S and serine kinases modulates acetylcholine release in adult neuromuscular junctions
N. Ortiz¹, M.M. Santafè¹, N. Garcia¹, M. Tomas¹, T. Obis¹, M.A. Lanuza¹, N. Besalduch¹, J. Tomas¹
¹REUS, SPAIN
- PP2181** Phenotypic variability of myotonic dystrophy type 2
S. Peric¹, D. Savic Pavicevic¹, J. Pesovic¹, A. Nikolic¹, A. Kacar¹, M. Peric¹, I. Marjanovic¹, D. Lavrnic¹, V. Rakocevic Stojanovic¹
¹BELGRADE, SERBIA
- PP2182** Encymatic replacement therapy in patients with late-onset Pompe's disease – a 5-year follow up
M. Restel¹, A. Bochynska¹, M. Chahwan¹, A. Grotkowska¹, R. Rola¹, G. Witkowski¹, D. Ryglewicz¹
¹WARSAW, POLAND
- PP2183** Metabolic syndrome in patients with myotonic dystrophy type 1
M. Vujnic¹, S. Peric², V. Dobricic², V. Ralic², I. Novakovic², V. Rakocevic Stojanovic²
¹BANJA LUKA, BOSNIA AND HERZEGOVINA, ²BELGRADE, SERBIA
- PP2184** Subclinical cardiac involvement in thymomatous myasthenia gravis
V. Zouvelou¹, V. Haina¹, E. Kosmas¹, M. Stefanatou¹, M. Psaltaki¹, E. Giialafos¹, E. Stampoulis¹, M. Rentzos¹
¹ATHENS, GREECE
- PP2185** Two cases of myotonic dystrophy type 1 associated with white matter abnormalities of the brain
I. Barbov¹, S. Vlaski-Jekik¹, S. Lazarova¹
¹SKOPIJE, MACEDONIA, THE REPUBLIC OF
- PP2186** Duchenne muscular dystrophy in Tunisian children
N. Ben Achour¹, I. Kraoua¹, H. Benhouma¹, H. Klai¹, A. Rouissi¹, I. Ben Youssef-Turki¹
¹TUNIS, TUNISIA

SUNDAY, JUNE 1, 2014

12:30-14:15

PAPER POSTER SESSION 2:
MUSCLE AND NEUROMUSCULAR JUNCTION DISEASES (CONTD.)

CHAIRPERSON:

THOMAS KLOPSTOCK, MUNICH, GERMANY

CO-CHAIRS:

XENIA KOBELEVA, AACHEN, GERMANY

Poster No

- PP2187** Prevalence and risk factors of cancer in a cohort of patients with myotonic dystrophy type 1
M.L.E. Bianchi^{1,2}, E. Leoncini², M. Masciullo², M. Santoro², S. Bocchia², G. Silvestri²
¹ROME, ²MILAN, ITALY
- PP2188** Miyoshi myopathy: a case report
S.M. Çınar¹, F. Hız¹, D. Bozkurt¹, L. Özden Erkutlu¹, E.D. Dinç Polat¹, K. Usalan¹
¹ISTANBUL, TURKEY
- PP2189** Course of myasthenia gravis during pregnancy – experience in the Clinical Centre Nis, Serbia
G. Djordjevic¹, M. Zivkovic¹, N. Vukasinovic¹, V. Milosevic¹
¹NIS, SERBIA
- PP2190** Periodic paralysis: a thyrotoxic periodic paralysis case
S. Ince¹, F.B. Balci¹, S. Gunaydin¹, N. Cevik¹, A.Ö. Çokar¹
¹ISTANBUL, TURKEY
- PP2191** Correlations between creatine kinase and blood pressure in repeated measurements
S.H. Johnsen¹, H. Lilleng¹, S.I. Bekkelund¹
¹TROMSØ, NORWAY
- PP2192** Immunological background of myasthenia gravis
J. Junkerova¹, K. Reguliova¹, O. Zapletalova¹, M. Roznovska¹, V. Novak¹
¹OSTRAVA, CZECH REPUBLIC
- PP2193** Abstract withdrawn
- PP2194** A case of late onset Pompe's disease
D. Kotan¹, S. Sayan¹, A. Boluk¹
¹SAKARYA, TURKEY
- PP2195** Antibodies to acetylcholine receptors in case of myasthenia gravis associated with concomitant autoimmune diseases
S. Kulikova¹, S. Likhachev¹
¹MINSK, BELARUS

PAPER POSTER SESSION 2:
MUSCLE AND NEUROMUSCULAR JUNCTION DISEASES (CONTD.)

CHAIRPERSON:

THOMAS KLOPSTOCK, MUNICH, GERMANY

CO-CHAIRS:

XENIA KOBELEVA, AACHEN, GERMANY

Poster No

- PP2196** Myasthenia gravis as a paraneoplastic syndrome associated with colon adenocarcinoma
A. Leventoglu¹, S. Leventoglu¹
¹ANKARA, TURKEY
- PP2197** Treatment of a seronegative myasthenia gravis patient with complications
O.A. Mihalache¹
¹BUCHAREST, ROMANIA
- PP2198** Abstract withdrawn
- PP2199** Ischemic infarction, sepsis and trombocytopenia after using intravenous immunoglobuline in a patient with chronic demyelinating inflammatory neuropathy
Z. Ozdemir¹, Z. Yildirim¹, E. Acar¹, A. Soysal¹
¹ISTANBUL, TURKEY
- PP2200** Myotonic dystrophy type 1 as a multisystemic disease – lessons from the Serbian Registry
V. Rakocevic Stojanovic¹, S. Peric¹, S. Pavlovic¹, A. Nikolic¹, I. Marjanovic¹, I. Basta¹, G. Milasinovic¹, I. Novakovic¹
¹BELGRADE, SERBIA
- PP2201** Electromyographic correlation with clinical severity, antibody levels and treatment response in myasthenia gravis
V. Salanga¹, D. Reyes¹, J. Morren¹, N. Galvez-Jimenez¹
¹WESTON, UNITED STATES
- PP2202** Idiopathic inflammatory myopathies – clinical features, complementary investigation and treatment response
T. Santos¹, H. Felgueiras¹, R. Taipa¹, M. Melo Pires¹, T. Videira², P. Ferreira², H. Morais¹
¹PORTO, ²VILA NOVA DE GAIA, PORTUGAL

SUNDAY, JUNE 1, 2014

12:30-14:15

PAPER POSTER SESSION 2: NEURO-EPIDEMIOLOGY; NEUROREHABILITATION

CHAIRPERSON:

PETER VELTINK, ENSCHEDE, NETHERLANDS

CO-CHAIRS:

KATHERINA FINK, STOCKHOLM, SWEDEN

Poster No

- PP2203** Prevalence of restless legs syndrome in Trabzon, in the northeast Black Sea region of Turkey: associated factors, clinical characteristics and biochemical correlations
V. Altunayoglu Cakmak¹, B. Koc¹, I. Nuhoglu¹, M. Topbas¹, S. Gazioglu¹
¹TRABZON, TURKEY
- PP2204** Knowledge of Tunisian young persons about stroke risk factors, warning signs and treatment
S. Ben Amor¹, M. El Ghardallou¹, I. Bougmiza¹, Z. Ben Saied¹, I. Chatti¹, A. Khefifi¹, M.S. Harzallah¹, S. Benammou¹
¹SOUSSE, TUNISIA
- PP2205** A feasibility study to establish a national registry of neurological diseases in Hungary based on reimbursement databases – stroke as an example
D. Bereczki¹, A. Ajtay¹
¹BUDAPEST, HUNGARY
- PP2206** The impact of the multidisciplinary rehabilitation for multiple sclerosis relapses: a randomized controlled trial
J. Drulovic¹, U. Nedeljkovic¹, J. Dackovic¹, D. Kisic-Tepavcevic¹, I. Dujmovic-Basuroski¹, S. Mesaros¹, T. Pekmezovic¹
¹BELGRADE, SERBIA
- PP2207** Measurement of intrathecal IL-6 levels helps diagnosis of neurological disorders
D. Fujii¹, H. Mori¹, K. Sindo¹
¹KURASHIKI-SHI, JAPAN
- PP2208** Lorenzo's oil combined with a physiotherapy program: an effective therapy in a case of X-linked adrenoleukodystrophy
B. Heredia Camacho¹, A. Hochsprung¹, S. Escudero Uribe¹, C.M. Sánchez Torrelo², R. Alonso Royo², M. Alvarez Lopez², G. Izquierdo Ayuso¹
¹SEVILLA, ²VIC, SPAIN
- PP2209** Multiple sclerosis: updated prevalence and incidence in Salerno (southern Italy) and its province
G. Iuliano¹, R. Napoletano¹, M. Cianfrani¹
¹SALERNO, ITALY

PAPER POSTER SESSION 2:
NEURO-EPIDEMIOLOGY; NEUROREHABILITATION (CONTD.)

CHAIRPERSON:

PETER VELTINK, ENSCHEDE, NETHERLANDS

CO-CHAIRS:

KATHERINA FINK, STOCKHOLM, SWEDEN

Poster No

- PP2210** **Inpatient physiotherapy management for stiff person syndrome**
T. Kahraman¹, B. Balci¹, İ.Ş. Şengün¹
¹IZMIR, TURKEY
- PP2211** **Polymorphism in the methylenetetrahydrofolate reductase (C677T) gene and homocysteine levels: a comparison in Albanian patients with acute first-ever ischemic stroke**
B. Kamberi¹, F. Kamberi¹, M. Spiroski²
¹TETOVO, ²SKOPJE, MACEDONIA, THE REPUBLIC OF
- PP2212** **Safety and immune response of influenza vaccine in patients with Duchenne muscular dystrophy**
T. Saito¹, T. Matsumura², H. Fujimura¹, K. Inoue¹, S. Sakoda¹
¹OSAKA, JAPAN
- PP2213** **The epidemiology of myasthenia gravis in Greater Manchester, UK**
K. Su¹, E. McKee¹, A. Thomson¹, K. Childs¹, D. McKee¹, J. Sussman¹
¹MANCHESTER, UNITED KINGDOM
- PP2214** **Epidemiology of cerebral stroke in Tashkent**
N. Tolibova¹, A. Prokhorova¹
¹TASHKENT, UZBEKISTAN
- PP2215** **The use of telemonitoring and illustrated handbook to assess Parkinson's disease patients' adherence to home-prescribed physiotherapy treatment**
M. Vavla¹, A. Amadio¹, G. Marchione¹, A. Vestri¹, D. Scarpel¹, G. Blasa¹, L. Vanzin¹, A. Zanardo¹, G. Paparella¹, A. Martinuzzi¹
¹CONEGLIANO, ITALY
- PP2216** **Burden of pseudobulbar affect (PBA) symptoms in veterans with traumatic brain injury (TBI)**
J.R. Fonda¹, R.E. McGlinchey¹, J.L. Rudolph¹, W.P. Milberg¹, P.R. Hunt², M.W. Reynolds², C. Yonan³
¹BOSTON, ²LEXINGTON, ³ALISO VIEJO, UNITED STATES

SUNDAY, JUNE 1, 2014

12:30-14:15

PAPER POSTER SESSION 2:
NEURO-EPIDEMIOLOGY; NEUROREHABILITATION (CONTD.)

CHAIRPERSON:

PETER VELTINK, ENSCHEDE, NETHERLANDS

CO-CHAIRS:

KATHERINA FINK, STOCKHOLM, SWEDEN

Poster No

- PP2217** The effect of innovative technique of postural synergies activation on balance and gait functions for patients with atactic disorders during recovery stroke period
M. Abroskina¹, S. Prokopenko¹, V. Ondar¹, S. Kaigorodceva¹
¹KRASNOYARSK, RUSSIAN FEDERATION
- PP2218** Ulzibat myofasciotomy – a new method to treat muscle shortening in CP children
P. Bernius¹
¹MUNICH, GERMANY
- PP2219** Abstract withdrawn
- PP2220** Abstract withdrawn
- PP2221** Physical activity and walking differences between working and unemployed women with multiple sclerosis
T. Kahraman¹, S. Savcı¹, S. Özakbaş¹, E. Idiman¹
¹IZMIR, TURKEY
- PP2222** Physiotherapy referral rates and trend about the inpatient physiotherapy referral in Turkey
T. Kahraman¹, E. Göz¹, A. Genç¹, V. Öztürk¹, K. Kutluk¹
¹IZMIR, TURKEY
- PP2223** Focused low-energy extracorporeal shock waves with distally symmetric polyneuropathy (DSPNP). A pilot study
H. Lohse-Busch¹, E. Marlinghaus², U. Reime¹, U. Möwis¹
¹BAD KROZINGEN, GERMANY, ²TÄGERWILEN, SWITZERLAND
- PP2224** Symptomatic treatment of unresponsive wakefulness syndrome with transcranially focused extracorporeal shock waves
H. Lohse-Busch¹, U. Reime¹, R. Falland¹
¹BAD KROZINGEN, GERMANY
- PP2225** Focused extracorporeal shock waves improve pareses in 8 cases of spinal cord injury and 3 cases of myelomeningocele
H. Lohse-Busch¹, U. Reime¹, R. Falland¹
¹BAD KROZINGEN, GERMANY

PAPER POSTER SESSION 2:
NEURO-EPIDEMIOLOGY; NEUROREHABILITATION (CONTD.)

CHAIRPERSON:

PETER VELTINK, *ENSCHDEDE, NETHERLANDS*

CO-CHAIRS:

KATHERINA FINK, *STOCKHOLM, SWEDEN*

Poster No

- PP2226** **The prevalence of chronic pain with neuropathic characteristics in Lithuania: a cross-sectional door-to-door survey**
 R. Masiliunas¹, K. Petrikonis¹, A. Juosponyte¹, D. Mickeviciene¹,
 D. Rastenyte¹
¹KAUNAS, LITHUANIA
- PP2227** **The influence of proprioceptive neuromuscular facilitation (PNF) on camptocormia in Parkinson's disease – case presentation and literature overview**
 K. Partyka¹, E. Papuč¹, M. Jabłoński¹, K. Rejdak¹
¹LUBLIN, POLAND
- PP2228** **Method of constraint induced therapy for intact limb in patients with central hemiparesis syndrome**
 S. Prokopenko¹, V. Ondar¹, M. Abroskina¹, A. Tarovskaya¹
¹KRASNOYARSK, RUSSIAN FEDERATION
- PP2229** **Prevalence of multiple sclerosis in Volyn region, Ukraine**
 O. Shulga¹
¹LUTSK, UKRAINE
- PP2230** **Capabilities of neurorehabilitation are under evaluated. A world wide stigma**
 K. Tawfik¹
¹CAIRO, EGYPT
- PP2231** **Investigation of brain activity with functional magnetic resonance imaging after passive moving in post stroke patients**
 C. Vér¹, G. Hofgárt¹, L. Menyhárt¹, K. Kovács¹, M. Emri¹,
 E. Berényi¹, L. Csiba¹
¹DEBRECEN, HUNGARY

SUNDAY, JUNE 1, 2014

12:30-14:15

PAPER POSTER SESSION 2: PERIPHERAL NERVE DISORDERS 2

CHAIRPERSON:

VITALIE LISNIC, CHISINAU, MOLDOVA

Poster No

- PP2232** Prophylactic anticoagulation in Guillain-Barré syndrome: too much of a good thing?
E. Lim¹, J.B. Lilleker¹, A.M. Richardson¹
¹SALFORD, UNITED KINGDOM
- PP2233** Sensitivities of the different electrodiagnostic criteria in chronic inflammatory demyelinating polyneuropathy
J.G. Lim¹
¹DAEGU, KOREA, REPUBLIC OF
- PP2234** Unusual and disabling neurological presentation of ANCA-positive small vessel vasculitis
M. Lopes¹, C. Santos¹, R. Simões¹, M. Santos¹, H. Scigliano¹, S. Campelos²
¹S. MARIA DA FEIRA, ²VILA NOVA DE GAIA, PORTUGAL
- PP2235** Characteristics of polyradiculoneuropathy patients – single center 10 years retrospective analysis
J. Magdič¹, T. Hojs Fabjan¹, M. Dreisinger¹
¹MARIBOR, SLOVENIA
- PP2236** Capillary tolerance test in diabetic neuropathy diagnosis
A. Malkov¹, A.B. Malkov¹, V.V. Ponomarev¹
¹MINSK, BELARUS
- PP2237** Abstract withdrawn
- PP2238** The importance of early diagnosis and therapy with intravenous immunoglobulins in patients with multifocal motor neuropathy
I. Marjanovic¹, D. Lavrnica¹, I. Basta¹, A. Nikolic¹, S. Peric¹, V. Rakocevic Stojanovic¹, Z. Stevic¹
¹BELGRADE, SERBIA
- PP2239** Tafamidis treatment in a patient with transthyretin amyloidosis due to domino liver transplantation
Z. Matur¹, M.M. Atmaca¹, H. Durmuş¹, Y. Parman¹
¹ISTANBUL, TURKEY

PAPER POSTER SESSION 2:
PERIPHERAL NERVE DISORDERS 2 (CONTD.)

CHAIRPERSON:

VITALIE LISNIC, CHISINAU, MOLDOVA

Poster No

- PP2240** Acute bilateral non-traumatic radial nerve palsy – rare presentation, uncertain etiology
J. Domingos¹, M. Neves Cardoso¹
¹PORTO, PORTUGAL
- PP2241** Abstract withdrawn
- PP2242** Subcutaneous is better tolerated than intravenous immunoglobulin treatment: the experience with two CIDP patients
E. Pasini¹, R. Liguori¹, P. Avoni¹, V. Donadio¹
¹BOLOGNA, ITALY
- PP2243** Posterior interosseous neuropathy – a diagnostic challenge
T. Santos¹, H. Felgueiras¹, M. Pinto^{2,3}, H. Morais^{1,3}
¹VILA NOVA DE GAIA, ²PORTO, ³MATOSINHOS, PORTUGAL
- PP2244** Search for autoantibodies targeting the nodes of Ranvier in chronic inflammatory demyelinating polyradiculoneuropathy (CIDP)
P. Stathopoulos¹, H. Alexopoulos¹, A. Biba¹, D. Karagozeos², M.C. Dalakas^{1,3}
¹ATHENS, ²HERACLION, GREECE, ³PHILADELPHIA, UNITED STATES
- PP2245** Sensory mononeuritis: differences between pure neural leprosy and non systemic vasculitic neuropathy
P. Tsouni¹, M. Popov¹, P. Tasheva¹, P.-A. Varisco¹, J.A. Lobrinus², T. Kuntzer¹
¹LAUSANNE, ²GENEVA, SWITZERLAND
- PP2246** Guillain-Barré syndrome with acute psychotic disorder during therapy with PEG-IFN and Ribavirin for chronic hepatitis C – a case report
O.M. Vanta¹, N. Tohanean¹, L. Perju-Dumbrava¹
¹CLUJ NAPOCA, ROMANIA

SUNDAY, JUNE 1, 2014

12:30-14:15

PAPER POSTER SESSION 2:
PERIPHERAL NERVE DISORDERS 2 (CONTD.)CHAIRPERSON:
VITALIE LISNIC, CHISINAU, MOLDOVA

Poster No

- PP2247** Bi-brachial palsy (man-in-a-barrel syndrome) from acute demyelinating polyneuropathy associated with sarcoidosis
A.S. Wee¹, A. Srivastava¹, S.H. Subramony²
¹JACKSON, ²GAINESVILLE, UNITED STATES
- PP2248** A rare Guillain-Barré syndrome variant: facial diplegia paresthesia
E. Oguz Akarsu¹, A.D. Yalçın¹, R. Sürmeli¹, Y. Diler¹, A. Demir¹, G. Sünter¹
¹ISTANBUL, TURKEY
- PP2249** Delayed diagnosis of neurogenic thoracic outlet syndrome: a case report
T. Poyraz¹
¹IZMIR, TURKEY
- PP2250** Melkersson-Rosenthal syndrome – a case report
G.S. Radevski¹
¹SOFIA, BULGARIA
- PP2251** Clinical and nerve conduction studies of paraneoplastic polyneuropathies
Y. Raduta¹, V. Khodulev¹, V. Ponomarev¹
¹MINSK, BELARUS
- PP2252** Bickerstaff's encephalitis – a case report of a rare clinical variant
I.A. Talaganova¹, D. Atanasova¹, M. Milanova¹
¹SOFIA, BULGARIA
- PP2253** Guillain-Barré syndrome without compatible electromyography findings, presenting with bilateral facial paralysis
S. Tasdemir¹, S. Alay¹, H. Akgun¹, H. Yasar¹, A. Cetiz¹, U.H. Ulas¹, S. Demirkaya¹
¹ANKARA, TURKEY

PAPER POSTER SESSION 2:
PERIPHERAL NERVE DISORDERS 2 (CONTD.)

CHAIRPERSON:

VITALIE LISNIC, CHISINAU, MOLDOVA

Poster No

PP2254 Demyelinating polyneuropathy with axonal loss and spastic paraparesis as a neurological manifestation of ovarian cancer – a case report

M. Waliszewska-Prosó^{#1}, M. Nowakowska-Kotas¹,
S. Budrewicz¹, R. Podemski¹

¹WROCLAW, POLAND

PP2255 Heterogeneity of peripheral neuropathy in chronic lymphocytic leukemia

J. Zyss¹, V. Roubeau¹, D. Bouscary¹, T. Maisonobe¹, M. Zuber¹

¹PARIS, FRANCE

SUNDAY, JUNE 1, 2014

12:30-14:15

PAPER POSTER SESSION 2: SPINAL CORD AND ROOT DISORDERS

CHAIRPERSON:

JOHANN SELLNER, SALZBURG, AUSTRIA

Poster No

- PP2256** A case of Sjögren's disease presenting with transverse myelitis
B. Onal¹, D. Dama¹, H.L. Gul¹
¹ISTANBUL, TURKEY
- PP2257** Lumbar spinal cord fMRI during electrical stimulation of the anterolateral leg
Y. Jia¹, Z. Shen¹, T. Nie¹, T. Zhang¹, R. Wu¹
¹SHANTOU, CHINA
- PP2258** Necrotizing granulomatous polyradiculitis – an unusual presentation of neurosarcoidosis?
T. Santos¹, H. Felgueiras¹, G. Oliveira¹, A. Furtado¹, T. Soares-Silva¹, P. Carneiro¹, H. Morais¹, P. Barros¹
¹VILA NOVA DE GAIA, PORTUGAL
- PP2259** Endovascular treatment of cervical intramedullary arteriovenous malformation – a case report
A. Acewicz¹, P.S. Richter¹, W. Czepiel¹, D. Ryglewicz¹, A. Dowżenko¹
¹WARSAW, POLAND
- PP2260** Subarachnoid hemorrhage secondary to spinal arteriovenous fistula. A case report
V. Cano-Nigenda¹, M. Sierra-Beltrán¹, P. Fernández-Rueda¹, I. González-Martínez¹, N. Hamdan-Pérez¹, E. Feria-Anzaldo¹
¹DISTRITO FEDERAL, MEXICO
- PP2261** A Bickerstaff's brainstem encephalitis case report: rapid response to IVIg and corticosteroid therapy
A. Çetiz¹, Ş. Demirkaya¹, Y. Öztürk¹, O. Öz¹, Ü.H. Ulaş¹, Z. Odabaşı¹
¹ANKARA, TURKEY
- PP2262** Abstract withdrawn

PAPER POSTER SESSION 2:
SPINAL CORD AND ROOT DISORDERS (CONTD.)

CHAIRPERSON:

JOHANN SELLNER, SALZBURG, AUSTRIA

Poster No

- PP2263** Spinal cord compression revealing AL amyloidosis: a case report
Y. Cherif¹, S. Younes¹, M. Younes¹, H. Haj Kacem¹, B. Zantour¹,
M.H. Sfar¹
¹MAHDIA, TUNISIA
- PP2264** Relationship between the Sit-to-Stand test and lower extremity muscle strength in ambulatory patients with incomplete spinal cord injury
C. Kaewjoho¹, S. Amatachaya¹, L. Mato¹
¹KHON KAEN, THAILAND
- PP2265** Subacute combined degeneration in a patient with anti-gastric parietal cell antibodies
J.G. Lim¹, S.M. Woo¹, J. Jeon¹, Y.W. Cho¹
¹DAEGU, KOREA, REPUBLIC OF
- PP2266** Chronic pain and blood serum glycosaminoglycan levels in patients with syringomyelia treated with combination of ceruloplasmin, oxymethyluracil and "Alflutop"
T. Mirsaev¹, O. Kachemaeva¹, L. Bogovazova¹, N. Borisova¹,
R. Magzhanov¹
¹UFA, RUSSIAN FEDERATION
- PP2267** Electrophysiological and histological changes of paraspinal muscles in idiopathic scoliosis
I. Stetkarova¹, J. Zamecnik¹, V. Bocek¹, P. Vasko¹, K. Brabec¹,
M. Krbec¹
¹PRAGUE, CZECH REPUBLIC
- PP2268** Idiopathic acute longitudinally extensive transverse myelitis and peripheral axonal motor neuropathy in a 37-year-old woman
M. Zagrajek¹, J. Haas¹, B. Paradowski¹
¹WROCLAW, POLAND

SUNDAY, JUNE 1, 2014

eSESSIONS

SUNDAY, JUNE 1, 2014

12:30-13:15

eSESSION 2.1: CEREBROVASCULAR DISEASES 3

CHAIRPERSON:

DOMENICO INZITARI, FLORENCE, ITALY

Poster No

- EP2101** NT-proBNP level as a predictor of progressive clinical course of non-cardioembolic ischemic stroke
I.A. Gontschar¹, N.I. Nechipurenko¹, A.L. Tanin¹, J.I. Stepanova¹, M.I. Belskaja¹
¹MINSK, BELARUS
- EP2102** Influence of sphingosine-1-phosphate receptors on blood brain barrier and processes of angiogenesis in vivo
N. Hagemann¹, J.S. Mühlhnickel¹, F. Jin¹, D.M. Hermann¹
¹ESSEN, GERMANY
- EP2103** Trends in yield of code stroke program for enhancing thrombolysis
K.-S. Hong¹, A. Kim¹, J.S. Lee², J.E. Kim¹, Y.M. Paek¹, K. Chung¹, J.-H. Park¹, Y.-J. Cho¹
¹GOYANG, ²SEOUL, KOREA, REPUBLIC OF
- EP2104** QuALiCoMe questionnaire: the possible role of cognitive and linguistic reserve in the recovery from post-stroke aphasia
G. Carlucci¹, M.E. Favilla², S. Marini¹, M.E. Pugliese¹, B. Piccardi¹, F. Fedi¹, D. Inzitari¹
¹FLORENCE, ²REGGIO EMILIA, ITALY
- EP2105** Can we predict asymptomatic atrial fibrillation as strong stroke risk factor in patients with pacemakers
V. Radeljic¹, D. Delic Brkljacic¹, S. Manola¹, V. Basic Kes¹, A. Jadrijevic Tomas¹
¹ZAGREB, CROATIA
- EP2106** Diagnosis and management strategy of paediatric moyamoya disease and moyamoya syndrome: the Zurich Moyamoya Center experience
N. Khan¹, D. Deanovic¹, M. Hoelzle¹, A. Hackenberg¹, B. Plecko¹, M. Hug¹, A. Buck¹, G. Baltasavias¹
¹ZURICH, SWITZERLAND
- EP2107** Detection of patent foramen ovale in patients with ischemic stroke
B.C. Kim¹, J.-M. Kim¹, S.-M. Choi¹, I.-K. Kim¹, D.-E. Kim¹, K.-H. Choi¹, K.W. Park², T.-S. Nam¹, J.-T. Kim¹, M.-S. Park¹, K.-H. Cho¹
¹GWANGJU, ²PUSAN, KOREA, REPUBLIC OF

eSESSION 2.1:
CEREBROVASCULAR DISEASES 3 (CONTD.)

CHAIRPERSON:
DOMENICO INZITARI, FLORENCE, ITALY

Poster No

- EP2108** Cytokine response to diet and exercise affects atheromatous matrix metalloproteinase-2/9 activity in mice
D.-E. Kim¹, S.-M. Shon¹, J.-H. Park¹, D. Schellingerhout²
¹GOYANG, KOREA, REPUBLIC OF, ²HOUSTON, UNITED STATES
- EP2109** Aspiration thrombolysis with reperfusion catheter of the Penumbra system for treatment of acute posterior circulation ischemic stroke
D. Kim¹, S. Ahn¹, I. Choo¹
¹GWANGJU, KOREA, REPUBLIC OF
- EP2110** Abstract withdrawn
- EP2111** Surgical treatment of superficial CNS siderosis must be definitive and on time, yet is only rarely achieved
D. Kondziella¹, M. Lindelof¹, D. Haziri¹, V.A. Larsen¹, A. Kruse¹
¹COPENHAGEN, DENMARK
- EP2112** Central but not peripheral pulse pressure predicts loss of disability-adjusted life years in patients with acute ischemic stroke
K. Kowalczyk¹, D. Gąsecki¹, M. Kwarciany¹, A. Rojek¹, W.M. Nyka¹, K. Narkiewicz¹
¹GDAŃSK, POLAND
- EP2113** Biomarkers of platelet activation and plasmatic coagulation in patients with acute and chronic cerebrovascular diseases – a pilot case control study
P. Kraft¹, C. Drechsler¹, B. Nieswandt¹, G. Stoll¹, P.U. Heuschmann¹, C. Kleinschnitz¹
¹WÜRZBURG, GERMANY
- EP2114** Pharmacological stroke prevention in elderly people with atrial fibrillation in Poland
B. Labuz-Roszak¹, K. Pierzchała¹, A. Machowska-Majchrzak¹, M. Skrzypek², M. Roszak³, K. Kubicka-Baczyk¹
¹ZABRZE, ²KATOWICE, ³GLIWICE, POLAND
- EP2115** A novel mutation in KRIT1 gene associated with familial cerebral cavernous malformations
S. Lanfranconi¹, D. Ronchi¹, N. Ahmed¹, P. Basilico¹, N. Bresolin¹, G.P. Comi¹, S.P. Corti¹
¹MILAN, ITALY

SUNDAY, JUNE 1, 2014

12:30-13:15

eSESSION 2.1: CHILD AND DEVELOPMENTAL NEUROLOGY 1

CHAIRPERSON:

ANTONIO FEDERICO, SIENA, ITALY

Poster No

- EP2116** **Mucopolysaccharidosis type III: Tunisian experience**
A. Ben Mahmoud¹, I. Kraoua¹, H. Benrhouma¹, H. Klaa¹,
A. Rouissi¹, I. Ben Youssef-Turki¹
¹TUNIS, TUNISIA
- EP2117** **Ring chromosome 15 in a family diagnosed as
neurofibromatosis**
G.J. Braathen^{1,2,3}, V. Haugan^{1,2,3}, A.G.F. Helland¹, A.K. Eek¹,
K.O. Clausen¹
¹SKIEN, ²LØRENSKOG, ³OSLO, NORWAY
- EP2118** **Mosaic ring chromosome 18 in a child with mental retardation
and delayed speech**
G.J. Braathen^{1,2,3}, B. Kalikstad¹, V. Haugan¹, A.G.F. Helland¹,
A.K. Eek¹
¹SKIEN, ²LØRENSKOG, ³OSLO, NORWAY
- EP2119** **Neuroprotective effects of N-acetyl-L-cysteine in human
oligodendrocyte progenitor cells and in neonatal rats with
hypoxic-ischemic encephalopathy**
J. Cai¹, J. Kim¹, J.Y. Jang¹, K.S. Kim¹, E.-K. Choi¹, D. Park¹,
Y.-B. Kim¹
¹CHEONGJU, KOREA, REPUBLIC OF
- EP2120** **High frequency of additional cerebral involvement in
adrenomyeloneuropathy (AMN)**
M.H. de Beer¹, B.M. van Geel²
¹DEN HAAG, ²ALKMAAR, NETHERLANDS
- EP2121** **How evolutionary anthropology informs the evolution of
inhibitory interneurons in the cerebral neocortex**
A.R. Kunz¹, A. Csokay²
¹CAMBRIDGE, UNITED STATES, ²MISKOLC, HUNGARY
- EP2122** **Systemic juvenile lupus erythematosus long lasting remission
of severe neurological symptoms after treatment with
Rituximab**
A. Masri¹, C. Chan¹, E.M. Craemer², B. Bassa², C. Jacobi²,
C. Schwark², C. Mohs², N. Yassin¹, I. Jafaar¹, B. Kress²,
U. Meyding-Lamadé²
¹JERUDONG, BRUNEI DARUSSALAM, ²FRANKFURT AM MAIN, GERMANY

eSESSION 2.1:

CHILD AND DEVELOPMENTAL NEUROLOGY 1 (CONTD.)

CHAIRPERSON:

ANTONIO FEDERICO, SIENA, ITALY

Poster No

- EP2123** **Stereotypes as a marker of autism severity**
C. Melo^{1,2}, T. Pinto-Ribeiro², F. Sá Carneiro², M. Guimarães²,
C. Gesta², V. Martins², T. Temudo²
¹FAMALICÃO, ²PORTO, PORTUGAL
- EP2124** **A diffusion tensor MRI study of pediatric patients with severe non-traumatic brain injury**
R. Messina¹, M.A. Rocca¹, E. Pagani¹, E. Molteni², S. Strazzer²,
G. Boffa¹, M. Recla², S. Galbiati², A. Bardoni², G. Comi¹,
M. Filippi¹
¹MILAN, ²BOSISIO PARINI, ITALY
- EP2125** **Leukoencephalopathies in inborn errors of metabolism: the Tunisian experience**
I. Rebai¹, I. Kraoua¹, C. Drissi¹, H. Benrhouma¹, H. Klaa¹,
A. Rouissi¹, M. Ben Hamouda¹, I. Ben Youssef-Turki¹
¹TUNIS, TUNISIA
- EP2126** **PEDOT-PSS modified silk electrode for neural activity measurement**
K. Torimitsu¹, H. Takahashi¹, T. Sonobe¹, Y. Furukawa²
¹SENDAI, ²ATSUGI, JAPAN
- EP2127** **Childhood neuroferritinopathy caused by novel mutation in the PLA2G6 gene – better prognosis? Case report of a family**
E.T. Varga^{1,2}, A. Lengyel¹, A. Gal¹, M.J. Molnar¹
¹BUDAPEST, ²SZEGED, HUNGARY

SUNDAY, JUNE 1, 2014

12:30-13:15

eSESSION 2.1: MULTIPLE SCLEROSIS AND RELATED DISORDERS 2

CHAIRPERSON:

GILLES EDAN, RENNES, FRANCE

Poster No

- EP2128** Alemtuzumab as rescue therapy in a cohort of 15 aggressive multiple sclerosis patients previously treated by Mitoxantrone: an observational study
E. Le Page¹, V. Deburghgraeve¹, I. Cardiet¹, M.A. Lester¹, G. Edan²
¹RENNES, FRANCE
- EP2129** Gender effects in the treatment of multiple sclerosis with interferon-beta
M. Magyari¹, N. Koch-Henriksen¹, B. Laursen¹, P.S. Sørensen¹
¹COPENHAGEN, DENMARK
- EP2130** Predicting early conversion to multiple sclerosis in patients with clinically isolated syndromes: the importance of an integrated modeling of risk factors
V. Martinelli¹, G. Dalla Costa¹, L. Moiola¹, M. Rodegher¹, B. Colombo¹, G. Di Maggio¹, L. Leocani¹, R. Furlan¹, M. Filippi¹, G. Comi¹
¹MILAN, ITALY
- EP2131** Prolonged-release fampridine treatment and walking ability and balance in patients with multiple sclerosis: results of the randomized, double-blind MOBILE study
L.R. Mehta¹, J. Lycke², C. Short³, C. Gasperini⁴, R. Hupperts⁵, M. McNeill⁶, R. Medori¹, J. Elkins¹
¹CAMBRIDGE, UNITED STATES, ²GÖTEBORG, SWEDEN, ³HALIFAX, CANADA, ⁴ROMA, ITALY, ⁵SITTARD-GELEEN, NETHERLANDS, ⁶MAIDENHEAD, UNITED KINGDOM
- EP2132** Activation-induced cell death and intracellular modulation of apoptosis in T lymphocytes of primary progressive and relapsing-remitting multiple sclerosis patients
L. Negrotto¹, M. Moreno¹, R. Moubarak¹, J.X. Comella¹, J. Castilló¹, J. Sastre-Garriga¹, J. Río¹, A. Vidal-Jordana¹, X. Montalban¹, M. Comabella¹
¹BARCELONA, SPAIN

eSESSION 2.1:

MULTIPLE SCLEROSIS AND RELATED DISORDERS 2 (CONTD.)

CHAIRPERSON:

GILLES EDAN, RENNES, FRANCE

Poster No

- EP2133** **Efficacy of L-carnitine in the treatment of fatigue in multiple sclerosis (FACTSEP)**
 J.-C. Ouallet¹, D. Laplaud², S. Wiertlewski², C. Lanctin-Garcia², C. Lebrun-Frenay³, M. Cohen³, M. Debouverie⁴, S. Pittion-Vouyovitch⁴, P. Cabre⁵, S. Jeannin⁵, D. Brassat⁶, G. Chêne¹, J. Asselineau¹, A. Saubusse¹, J. Chateauraynaud¹, D. Djigo⁶, B. Brochet¹
¹BORDEAUX, ²NANTES CEDEX, ³NICE, ⁴NANCY, ⁵TOULOUSE, FRANCE, ⁶FORT-DE-FRANCE, MARTINIQUE
- EP2134** **Structural MRI correlates of cognitive impairment in patients with multiple sclerosis: a multicenter study**
 P. Preziosa¹, M.A. Rocca¹, M. Atzori², F. Barkhof³, N. De Stefano⁴, C. Enzinger⁵, F. Fazekas⁵, A. Gallo⁶, H. Hulst³, L. Mancini², X. Montalban⁷, E. Pagani¹, A. Rovira⁷, M.L. Stromillo⁴, G. Tedeschi⁶, G. Comi¹, M. Filippi¹
¹MILAN, ⁴SIENA, ⁶NAPLES, ITALY, ²LONDON, UNITED KINGDOM, ³AMSTERDAM, NETHERLANDS, ⁵GRAZ, AUSTRIA, ⁷BARCELONA, SPAIN
- EP2135** **Forceps minor damage and co-occurrence of depression and fatigue in multiple sclerosis**
 G.C. Riccitelli^{1,2}, M.A. Rocca¹, C. Gobbi², E. Pagani¹, E. Pravata², M. Radaelli¹, F. Martinelli-Boneschi¹, A. Falini¹, G. Comi¹, M. Filippi¹
¹MILAN, ITALY, ²LUGANO, SWITZERLAND
- EP2136** **Cognitive reserve in multiple sclerosis modulates hippocampal functional connectivity and protects from memory deficits**
 M.A. Rocca¹, A. Meani¹, P. Valsasina¹, G.C. Riccitelli¹, M. Rodegher¹, B. Colombo¹, A. Falini¹, G. Comi¹, M. Filippi¹
¹MILAN, ITALY
- EP2137** **Central cerebellar white matter contributes to motor coordination deficits in multiple sclerosis**
 T. Roostaei¹, S. Sadaghiani¹, M.T.M. Park², M.M. Chakravarty², M.J. Salehi¹, R. Doosti¹, A. Azimi¹, A. Shakouri Rad¹, A.P. Hashemi Taheri¹, A. Naser Moghadasi¹, M. Owji¹, A. Nazeri^{1,2}, M.A. Sahraian¹
¹TEHRAN, IRAN, ISLAMIC REPUBLIC OF, ²TORONTO, CANADA

SUNDAY, JUNE 1, 2014

12:30-13:15

eSESSION 2.1:

MULTIPLE SCLEROSIS AND RELATED DISORDERS 2 (CONTD.)

CHAIRPERSON:

GILLES EDAN, RENNES, FRANCE

Poster No

- EP2138** SlanDC as a target of Laquinimod induced effects on innate immune system of MS patients
T. Sehr¹, K. Thomas¹, L. Hayardeny², T. Ziemssen¹
¹DRESDEN, GERMANY, ²NETANYA, ISRAEL
- EP2139** The effect of prolonged-release fampridine treatment on health-related quality of life outcomes after 1 year: results from the ENABLE study
P.S. Sorensen¹, R. Macdonell², C. Pozzilli³, G. Nagels⁴, D. Laplaud⁵, B. de Jong⁶, A.M. Silva⁷, R. Nicholas⁸, J.A. Gaebler⁹, S. Agarwal⁹, P. Wang⁹
¹COPENHAGEN, DENMARK, ²HEIDELBERG, AUSTRALIA, ³ROME, ITALY, ⁴MELSBROEK, BELGIUM, ⁵NANTES, FRANCE, ⁶NIJMEGEN, NETHERLANDS, ⁷PORTO, PORTUGAL, ⁸LONDON, UNITED KINGDOM, ⁹CAMBRIDGE, UNITED STATES
- EP2140** Multiple sclerosis in Iceland from 1900 to 2000: the natural history in a total population
S. Sveinbjornsdottir^{1,2}, H. Magnusson^{3,4}, J. Benedikz³
¹LONDON, ²CHELMSFORD, UNITED KINGDOM, ³REYKJAVIK, ICELAND, ⁴OSLO, NORWAY
- EP2141** Progression to disability milestones in multiple sclerosis patients treated with natalizumab in the clinical practice setting
M. Trojano¹, H. Butzkueven², L. Kappos³, F. Pellegrini⁴, H. Wiendl⁵, A. Zhang⁶, S. Belachew⁶
¹BARI, ⁴CHIETI, ITALY, ²VICTORIA, AUSTRALIA, ³BASEL, SWITZERLAND, ⁵MUENSTER, GERMANY, ⁶CAMBRIDGE, UNITED STATES

eSESSION 2.1: MUSCLE AND NEUROMUSCULAR JUNCTION DISEASES

CHAIRPERSON:

BJARNE UDD, TAMPERE, FINLAND

Poster No

- EP2142** Isolated ocular distribution in double seronegative myasthenia with low density receptor-related protein 4 antibodies: a case series
G.I. Dervenoulas¹, C. Zompola¹, M. Chondrogiani¹, C. Liantinioti¹, G. Papadimitropoulos¹, A. Simitsi¹, A. Bonakis¹, S. Papageorgiou¹, K.I. Voumvourakis¹, L. Stefanis¹, G. Tsivgoulis¹
¹ATHENS, GREECE
- EP2143** Distal myosin heavy chain-7 (thumb) myopathy due to the novel transition c.5566G>A with heterogeneous cardiac involvement
J. Finsterer¹, C. Stöllberger¹, O. Brandau¹, F. Laccone¹
¹VIENNA, AUSTRIA
- EP2144** Carnitine deficiency, a spectrum disorder: case series, histopathological and ultrastructural characterization
S. Jones Iyadurai¹, A. Michael¹, B. Malo¹
¹SAINT LOUIS, UNITED STATES
- EP2145** Late onset myasthenia gravis – what is specific about it?
D. Lavrnica¹, I. Basta¹, S. Peric¹, A. Nikolic¹, Z. Stevic¹, I. Marjanovic¹, S. Lavrnica¹, I. Berisavac¹, M. Milicevic¹, V. Rakocevic Stojanovic¹
¹BELGRADE, SERBIA
- EP2146** Design of a confirmatory phase 3, multicentre, randomized, double-blind, placebo-controlled study of ataluren in patients with nonsense mutation Duchenne muscular dystrophy
J. Barth¹, A. Reha¹, R. Spiegel¹, G.L. Elfring¹, M. Husain¹, S.W. Peltz¹
¹SOUTH PLAINFIELD, UNITED STATES

SUNDAY, JUNE 1, 2014

12:30-13:15

eSESSION 2.1:

Muscle and neuromuscular junction diseases (CONTD.)

CHAIRPERSON:

BJARNE UDD, TAMPERE, FINLAND

Poster No

- EP2147** **EUROMAC: disease registry for McArdle disease and other pure muscle glycolytic disorders presenting with exercise intolerance**
R. Quinlivan¹, R.S. Scalco¹, R. Martin², N. Baruch², M. Martin³, C. Navarra⁴, A. Martinuzzi⁵, C. Bruno⁶, P. Laforet⁷, S. Sacconi⁸, A. Wakelin⁹, G. Hadjgeorgiou¹⁰, J. Vissing¹¹, M. Vorgerd¹², R. Haller¹³, Z. Oflazer¹⁴, P. Pouget¹⁵, A. Lucca³, T. Andreu³
¹LONDON, ²BARCELONA, ³MADRID, ⁴VIGO, SPAIN, ⁵CONEGLIANO, ⁶GENOVA, ITALY, ⁷PARIS, ⁸NICE, ⁹UK, UNITED KINGDOM, ¹⁰LARISSA, GREECE, ¹¹COPENHAGEN, DENMARK, ¹²BOCHUM, GERMANY, ¹³DALLAS, UNITED STATES, ¹⁴ISTANBUL, TURKEY, ¹⁵MARSEILLE, FRANCE
- EP2148** **Muscle MRI of scapular girdle in facioscapulohumeral muscular dystrophy (FSHD)**
G. Tasca¹, M. Monforte¹, E. Iannaccone¹, M. Masciullo¹, F. Laschena¹, P. Ottaviani¹, E. Ricci¹
¹ROME, ITALY
- EP2149** **Heterogeneity of muscle and CNS involvement in Steinert's disease (DM1): what links behaviour to brain imaging?**
S. Baldanzi¹, L. Volpi¹, P. Cecchi¹, S. Fabbri¹, G. Migaleddu¹, M. Cosottini¹, I. Pesaresi¹, R. Lorio², F. Bevilacqua², C. Angelini², G. Siciliano¹
¹PISA, ²LIDO VENICE, ITALY
- EP2150** **Increased prevalence of malignancy in adult mitochondrial disorders**
J. Finsterer¹, E. Krexner¹
¹VIENNA, AUSTRIA
- EP2151** **Quantitative grip force assessment of muscular weakness in myasthenia gravis**
S. Hoffmann¹, A.U. Brandt¹, J. Siedler¹, C. Pfüller¹, C. Sass², P. Friedemann¹, R. Reilmann¹, A. Meisel¹
¹BERLIN, ²MÜNSTER, GERMANY

eSESSION 2.1:

Muscle and neuromuscular junction diseases (CONTD.)

CHAIRPERSON:

BJARNE UDD, TAMPERE, FINLAND

Poster No

- EP2152** Early diagnosis and early treatment in LOPD: when asymptomatic patients should be treated
O. Musumeci¹, G. la Marca², S. Pagliardini³, M. Spada³, C. Danesino⁴, G.P. Comi⁵, E. Pegoraro⁶, G. Antonini⁷, G. Marrosu⁸, R. Liguori⁹, L. Morandi⁵, M. Moggio⁵, R. Massa⁷, S. Ravaglia⁴, A. di Muzio¹⁰, C. Angelini⁶, M. Filosto¹¹, P. Tonin¹², G. Diiorio¹³, S. Servidei⁷, G. Siciliano¹⁴, T. Mongini³, A. Toscano¹
¹MESSINA, ²FLORENCE, ³TURIN, ⁴PAVIA, ⁵MILAN, ⁶PADUA, ⁷ROME, ⁸CAGLIARI, ⁹BOLOGNA, ¹⁰CHIETI, ¹¹BRESCIA, ¹²VERONA, ¹³NAPOLI, ¹⁴PISA, ITALY
- EP2153** Clinical and genetic features of Calpainopathies in Saudi Arabia
E. Shosha¹, E. Cupler¹, D. Monies¹, I. Alhomoud¹, H. Al Hindi¹, M. Al Muhaizea¹, S. Wakil¹, B. Meyer¹, S. Bohlega¹
¹RIYADH, SAUDI ARABIA
- EP2154** Evaluation of the trail mediated apoptotic pathway in myasthenia gravis patients with thymic abnormalities
İ. Kanatlı¹, B. Akkaya¹, S. Kahraman¹, H. Uysal¹, A.D. Şanlıoğlu¹
¹ANTALYA, TURKEY
- EP2155** Myotonic dystrophy type 1 with myasthenia gravis: is this a by chance association?
L. Volpi¹, C. Simoncini¹, G. Ricci¹, S. Baldanzi¹, A. Servadio¹, G. Fontanini¹, A. Rocchi¹, V. Zampa¹, G. Siciliano¹
¹PISA, ITALY

SUNDAY, JUNE 1, 2014

12:30-13:15

**eSESSION 2.1:
NEUROGENETICS 1****CHAIRPERSON:**

LUDGER SCHÖLS, TÜBINGEN, GERMANY

Poster No

- EP2156** Genetic risk factors in patients with acute ischemic stroke: the role of PPARG and IL-6
A. Bazina¹, A. Mišmaš¹, N. Božina¹, M.K. Skorić¹, Z. Poljaković¹, J. Sertić¹
¹ZAGREB, CROATIA
- EP2157** Double trouble: ataxia with oculomotor apraxia type 1 in a Leber's hereditary optic neuropathy pedigree
B. Büchner¹, C. Gallenmüller¹, T. Klopstock¹
¹MUNICH, GERMANY
- EP2158** Mast syndrome in the first non-Amish kindred caused by a homozygous stop mutation in SPG21
C. Gallenmüller¹, T.B. Haack¹, E. Graf¹, T. Wieland¹, T.M. Strom¹, T. Meitinger¹, H. Prokisch¹, T. Klopstock¹
¹MUNICH, GERMANY
- EP2159** POLR3A-mutations revealed by whole-exome sequencing in two patients with unusual findings in brain MRI
I. Karin¹, C. Gallenmüller¹, T.B. Haack¹, M. Hartig¹, S.J. Hayflick², T.M. Strom¹, T. Meitinger¹, H. Prokisch¹, T. Klopstock¹
¹MUNICH, GERMANY, ²PORTLAND, UNITED STATES
- EP2160** Clinical and genetic features of Anoctaminopathies in Saudi Arabia
S. Bohlega¹, A.A. Abulaban¹, H. Murad¹, H. AlHindi¹, E. Naim¹, B. Meyer¹, D. Moneis¹
¹RIYADH, SAUDI ARABIA
- EP2161** Hereditary spastic paraplegias in Hungary – Genetic diagnosis improved by next generation sequencing
P. Balicza¹, M. Gonzalez², A. Gál¹, B. Bereznai¹, S. Züchner², M.J. Molnar¹
¹BUDAPEST, HUNGARY, ²MIAMI, UNITED STATES
- EP2162** Whole exome sequencing analysis in recessive hereditary spastic paraplegia patients from Turkey
B. Ozes¹, M. Gonzalez², H. Durmus¹, F. Deymeer¹, P. Oflazoglu¹, S. Züchner², Y. Parman¹, E. Battaloglu¹
¹ISTANBUL, TURKEY, ²MIAMI, UNITED STATES

eSESSION 2.1:
Neurogenetics 1 (CONTD.)

CHAIRPERSON:
LUDGER SCHÖLS, TÜBINGEN, GERMANY

Poster No

- EP2163** Exome sequencing vs phenotype directed gene screening in CMT patients from Turkey
M. Sivaci¹, Y. Parman¹, C. Gonzaga-Jauregui², D. Pehlivan², H. Durmus¹, F. Deymeer¹, P. Oflazoglu¹, J.R. Lupski², E. Battaloglu¹
¹ISTANBUL, TURKEY, ²HOUSTON, UNITED STATES
- EP2164** A novel NSD1 mutation in Sotos syndrome with constriction of vena cava
A. Bakken¹, C.F. Rustad², Ø.L. Holla¹, Ø.L. Busk¹, G.J. Braathen^{1,2,3}
¹SKIEN, ²OSLO, ³LØRENSKOG, NORWAY
- EP2165** CYP7B1 screening in multiple sclerosis patients shows association among new variants, pyramidal signs and autoimmune disease
C. Criscuolo¹, R. Carbone¹, M. Lieto¹, S. Peluso¹, M. Quarantelli¹, R. Lanzillo¹, A. Filla¹, V. Brescia Morra¹, G. De Michele¹
¹NAPLES, ITALY
- EP2166** Circulating miRNAs as potential biomarkers in primary progressive aphasia
L. Ghezzi¹, C. Fenoglio¹, C. Villa¹, A. Arighi¹, P. Basilico¹, A. Pietroboni¹, E. Rotondo¹, P. Corti¹, M. Mercurio¹, M. Serpente¹, S. Cioffi¹, E. Scarpini¹, D. Galimberti¹
¹MILAN, ITALY
- EP2167** The influence of the catechol-O-methyltransferase gene polymorphism on the occurrence of dyskinesia in patients with Parkinson's disease in a Serbian population
I. Buzadzic¹, T. Ilic¹
¹BELGRADE, SERBIA

SUNDAY, JUNE 1, 2014

13:30-14:15

eSESSION 2.2: CEREBROVASCULAR DISEASES 4

CHAIRPERSON:

JANIKA KÖRV, TARTU, ESTONIA

Poster No

- EP2201** Profile of triggers and cerebrovascular risk factors in 321 patients with transient global amnesia (TGA)
K. Stadler¹, J. Sellner¹, A. Muss¹, E. Trinko¹, J.S. Mutzenbach¹
¹SALZBURG, AUSTRIA
- EP2202** Clinical, cognitive and neuroimaging features differentiating vascular from degenerative mild cognitive impairment. Results from a nested case-control study
R. Valenti¹, A. Del Bene¹, E. Salvadori¹, S. Padiglioni¹, A. Ginestroni¹, B. Nacmias¹, L. Pantoni¹, L. Bracco¹, M. Mascalchi¹, S. Sorbi¹, D. Inzitari¹
¹FLORENCE, ITALY
- EP2203** LDL subclasses in ischemic stroke: a risk factor?
Y. Kayran¹, V. Yayla¹, M. Çabalar¹, A. Bajrami¹, Y. Karamanlı¹, A. Gedikbaşı¹
¹ISTANBUL, TURKEY
- EP2204** Evaluated serum levels of brain-derived neurotrophic factor (BDNF) in acute ischemic stroke
Y. Abramenko¹, N. Iakovlev¹, T. Slyusar¹
¹TVER, RUSSIAN FEDERATION
- EP2205** Cerebral venous sinus thrombosis: an analysis of 46 patients
S. Aşkın¹, C. Örken², Ş. Deveci², C.B. Emir², A. Çelebi²
¹ANKARA, ²ISTANBUL, TURKEY
- EP2206** Thrombolysis with alteplase for acute ischemic stroke in octogenarians in Croatia
A. Bazina¹, A. Mišmaš¹, J. Ljevak¹, M. Krbot Skoric¹, S. Šupe¹, V. Matijević¹, D. Alvir¹, V. Djaković¹, B. Malojčić¹, Z. Poljaković¹
¹ZAGREB, CROATIA
- EP2207** Cardiac troponin-T changes in acute ischemic stroke
I.M. Cojocar¹, M. Cojocar¹, V. Sapira¹, A. Ionescu¹, A. Stroi¹, N. Tacu¹
¹BUCHAREST, ROMANIA
- EP2208** Imaging and clinical correlations in progressive ischemic stroke
I. Macavej¹, O. Costache¹, I. Bara², A. Macavej¹, R.H. Bostan¹
¹TÂRGU MURES, ²SIBIU, ROMANIA

eSESSION 2.2:

Cerebrovascular diseases 4 (CONTD.)

CHAIRPERSON:

JANIKA KÖRV, TARTU, ESTONIA

Poster No

- EP2209** Lipoprotein-associated phospholipase A2 as a vascular-specific inflammatory enzyme related to plaque vulnerability is an independent predictive marker of ischaemic stroke and coronary heart disease
L. Danihel¹, Z. Gombosova¹, D. Bartko¹, S. Madarasz¹
¹RUZOMBEROK, SLOVAKIA
- EP2210** Tumour mimic due to an anatomical variant – bilateral anterior cerebral artery and Heubner's artery territory infarction
R. de Jong¹
¹HEERLEN, NETHERLANDS
- EP2211** Abstract withdrawn
- EP2212** The evaluation of aggregation activity of platelets in patients with ischemic stroke after i.v. thrombolysis and its influence on reocclusion after successful recanalization therapy
M. Domashenko¹, M. Gafarova¹, M. Loskutnikov¹, A. Nikonov¹, M. Kostyrev¹, M. Maksimova¹
¹MOSCOW, RUSSIAN FEDERATION
- EP2213** Endovascular treatment of acute basilar artery occlusion
T. Dornák¹, R. Herzig¹, M. Kuliha², D. Skoloudík¹, D. Sanák¹, R. Havlíček³, L. Hajduková³, M. Kocher¹, V. Procházka², J. Lacman³, F. Charvat³, M. Král¹, T. Veverka¹, J. Zapletalova¹, P. Kanovský¹
¹OLOMOUC, ²OSTRAVA, ³PRAGUE, CZECH REPUBLIC
- EP2214** Symptomatic cerebral fat embolism - long-term follow-up
J. Dunkel¹, C. Roth¹, W. Dietrich², F. Erbguth², A. Ferbert¹
¹KASSEL, ²NÜRNBERG, GERMANY
- EP2215** Intracranial varicella zoster virus vasculopathy manifesting as transient ischaemic attacks
L.P. Faria de Abreu¹, T. Teodoro¹, P. Canhã¹, R. Galdes¹
¹LISBOA, PORTUGAL

SUNDAY, JUNE 1, 2014

13:30-14:15

eSESSION 2.2: CLINICAL NEUROPHYSIOLOGY

CHAIRPERSON:

JAN KUKS, GRONINGEN, NETHERLANDS

Poster No

- EP2216** **Navigated repetitive transcranial magnetic stimulation in treatment of spasticity**
A. Chervyakov¹, A. Peresedova¹, A. Poydasheva¹, J. Korzhova¹, N. Savitskaya¹, L. Chernikova¹, V. Gnezditsky¹, I. Zavalishin¹, M. Piradov¹
¹MOSCOW, RUSSIAN FEDERATION
- EP2217** **Use of excitatory deep repetitive transcranial magnetic stimulation with the H-coil to improve motor planning in Parkinson's disease: evidence from sensorimotor rhythms event-related desynchronization**
E. Houdayer¹, F. Spagnolo¹, M. Fichera¹, R. Chieffo¹, D. Dalla Libera¹, L. Straffi¹, E. Coppi¹, A. Nuara², L. Ferrari¹, G. Di Maggio¹, M. Bianco¹, S. Velikova¹, A. Zangen², G. Comi¹, M.A. Volonté¹, L. Leocani¹
¹MILAN, ITALY, ²BE'ER SHEVA, ISRAEL
- EP2218** **Use of sLORETA to investigate cortico-thalamo-cortical impairments in normo-acoustic tinnitus sufferers**
E. Houdayer¹, R. Teggi¹, S. Velikova¹, J. Gonzalez-Rosa¹, M. Bianco¹, M. Trimarchi¹, M. Bussi¹, G. Comi¹, L. Leocani¹
¹MILAN, ITALY
- EP2219** **Evaluation of brainstem involvement in multiple sclerosis**
M. Krbot Skoric¹, I. Adamec¹, M. Habek¹
¹ZAGREB, CROATIA
- EP2220** **Corticospinal reserve predicts walking improvement to deep rTMS with H-coil in people with progressive multiple sclerosis**
A. Nuara¹, L. Saraceno¹, E. Houdayer¹, R. Chieffo¹, G. Di Maggio¹, E. Coppi¹, M. Fichera¹, L. Vacchi¹, F. Martinelli Boneschi¹, F. Esposito¹, A. Zangen², M. Comola¹, G. Comi¹
¹MILAN, ITALY, ²REHOVOT, ISRAEL
- EP2221** **Prolonged peri-ictal clinical-EEG alterations in patients with PCDH19 mutation**
D. Terney¹, B. Jepsen¹, H. Hjalgrim¹, P. Stendevad¹, M. Nikanorova¹, R. Møller¹, S. Beniczky¹, E. Gardella¹
¹DIANALUND, DENMARK

eSESSION 2.2:

Clinical neurophysiology (CONTD.)

CHAIRPERSON:

JAN KUKS, GRONINGEN, NETHERLANDS

Poster No

- EP2222** The evaluation of the A-wave detected patients in an electrophysiology laboratory
Ç. Atalar¹, T. Adatepe¹, N. Uzun¹, O. Yağız¹, T. Eyigürbüz¹
¹ISTANBUL, TURKEY
- EP2223** Tongue somatosensory evoked potentials: evaluation of the brainstem involvement in patients with early multiple sclerosis
M. Krbot Skoric¹, T. Gabelic¹, I. Adamec¹, S. Hajnsek¹, M. Habek¹
¹ZAGREB, CROATIA
- EP2224** Abnormal subclinical thermal sensory perception in 3 cases of ciguatera intoxication
M. Morales¹, M. Neves Cardoso², C. Cabib¹, J.I. Rolón³, I. Araújo Mota⁴, J. Valls-Solé¹
¹BARCELONA, SPAIN, ²PORTO, PORTUGAL, ³BUENOS AIRES, ARGENTINA, ⁴JOÃO PESSOA, BRAZIL
- EP2225** Open label pilot study of urethral injections of botulinum toxin to treat women in urinary retention due to Fowler's syndrome
J.N. Panicker¹, J. Seth¹, G. Gonzales¹, J. Ocholor¹, C. Haslam¹, T. Kessler¹, C.J. Fowler¹
¹LONDON, UNITED KINGDOM
- EP2226** Forehead sympathetic skin responses in determining autonomic involvement in Parkinson's disease
H. Sariahmetoglu¹, A. Soysal¹, A. Sen¹, B. Yuksel¹, S. Celiker¹, B. Ciftci Kavaklioglu¹, B. Arpacı¹
¹ISTANBUL, TURKEY
- EP2227** Newly developed Waldenström's macroglobulinemia during immunomodulatory treatment for chronic inflammatory demyelinating polyneuropathy with antibodies against myelin-associated glycoprotein (MAG) and sulfatide
V. Serban¹
¹PHILADELPHIA, UNITED STATES
- EP2228** Long-term evolution of EEG in Unverricht-Lundborg disease
Y. Sidhom¹, Y. Hizem¹, I. Abdelkefi¹, A. Gargouri-Berrechid¹, R. Gouider¹
¹TUNIS, TUNISIA

SUNDAY, JUNE 1, 2014

13:30-14:15

eSESSION 2.2:

Clinical neurophysiology (CONTD.)

CHAIRPERSON:

JAN KUUS, GRONINGEN, NETHERLANDS

Poster No

EP2229 Transcranial direct current stimulation for seizure control in patients with Lennox-Gastaut syndrome

P. Tekturk¹, E.T. Erdogan¹, A. Kurt¹, Z. Kucuk¹, S. Aksu¹, S. Karamurzel¹, Z. Yapici¹, B. Baykan¹

¹ISTANBUL, TURKEY

EP2230 Evaluation of the effect of modafinil on cognitive functions in patients with idiopathic hypersomnia with P300

M. Yaman¹, F. Karakaya¹, S. Oruc¹, H. Mayda¹, H.I. Guzel¹, I. Ceviz¹

¹AFYONKARAHISAR, TURKEY

EP2231 Gastrocnemius Hoffmann-reflex in the diagnosis of various neurological diseases: correlation with clinical features

N. Yavorska¹

¹LVIV, UKRAINE

ESESSION 2.2: EPILEPSY 1

CHAIRPERSON:

MATTHIAS J. KOEPP, LONDON, UK

Poster No

- EP2232** Prognosis of idiopathic generalized epilepsy patients with at least 10 years follow up and predictors of at least 5 years remission off medication
A.A. Ashmawi¹, H. Hosny¹
¹CAIRO, EGYPT
- EP2233** What do 'they' perceive about epilepsy?
H.D. Ataklı¹, P. Dogan Ak¹, B. Güveli¹, B. Yüksel², H. Sari¹
¹ISTANBUL, ²ANTALYA, TURKEY
- EP2234** P-glycoprotein (Pgp) overactivity in pharmacoresistant epilepsy patients with focal cortical dysplasia compared to healthy controls measured using (R)-[11C]verapamil PET and the Pgp inhibitor Tariquidar
M. Feldmann^{1,2}, M.-C. Asselin², S. Wang², A. McMahon², R. Hinz², J. Duncan¹, S. Sisodiya¹, M. Koeppe¹
¹LONDON, ²MANCHESTER, UNITED KINGDOM
- EP2235** Self-Management education for adults with poorly controlled epilePsy (SMILE): a randomised controlled trial protocol
L.L. Ridsdale¹, I. Kralj-Hans¹, A. Noble², S. Landau¹, P. McCrone¹, M. Morgan¹, G. Baker², S. Taylor¹, L. Goldstein¹
¹LONDON, ²LIVERPOOL, UNITED KINGDOM
- EP2236** EEG as a prognostic tool for classic absence
K. Tawfik¹
¹CAIRO, EGYPT
- EP2237** Abstract withdrawn
- EP2238** Comparative effectiveness of the antiepileptic drugs (AEDs) levetiracetam, valproate and carbamazepine among patients aged 60 years and over with newly diagnosed epilepsy
I. Wild¹, M. Noack-Rink², F. Ramirez², A. Tofighy¹, K. Werhahn²
¹BRUSSELS, BELGIUM, ²MONHEIM, GERMANY
- EP2239** Non-expert use of quantitative EEG displays for seizure detection in the adult neuro-intensive care unit
N. Dericioğlu¹, E. Yetim¹, D.F. Bas¹, N. Bilgen¹, G. Caglar¹, E.M. Arsava¹, M.A. Topcuoğlu¹
¹ANKARA, TURKEY

SUNDAY, JUNE 1, 2014

13:30-14:15

eSESSION 2.2:
Epilepsy 1 (CONTD.)

CHAIRPERSON:
MATTHIAS J. KOEPP, LONDON, UK

Poster No	
<u>EP2240</u>	Targeting hyperphosphorylated tau is a disease-modifying treatment in a post-status epilepticus rat model of temporal lobe epilepsy P. Zheng, S. Shultz, S. Liu, D. Wright, C. Hovens, N. Jones, T. O'Brien MELBOURNE, AUSTRALIA
<u>EP2241</u>	Dystrophin expression in an animal model for temporal lobe epilepsy M. Aalbers ¹ , R. Hendriksen ¹ , S. Schipper ¹ , J. Hendriksen ² , G. Hoogland ² , H. Vles ¹ ¹ MAASTRICHT, ² HEEZE, NETHERLANDS
<u>EP2242</u>	Abstract withdrawn
<u>EP2243</u>	Epilepsy impairs long-term functional outcome after different stroke subtypes K. Rasulova ¹ , G.S. Rakhimbaeva ¹ , R.B. Azizova ¹ ¹ TASHKENT, UZBEKISTAN
<u>EP2244</u>	Abstract withdrawn
<u>EP2245</u>	Epilepsies in children and adolescents D.W. Ben Adji Mamadou ¹ ¹ DAKAR, SENEGAL
<u>EP2246</u>	Concerns and questions with respect to epilepsy, antiepileptic drug (AED) treatment and pregnancy experiences from the German pregnancy registry H. Cakiroglu ¹ , M. Bengner ¹ , S. Nazari Dehkordi ¹ , B. Schmitz ¹ ¹ BERLIN, GERMANY

eSESSION 2.2: NEURO-EPIDEMIOLOGY; NEUROREHABILITATION

CHAIRPERSON:

MAURIZIO LEONE, NOVARA, ITALY

Poster No

- EP2247** Risk of cancer in relatives of patients with myotonic dystrophy: a population based cohort study
M. Lund¹, L.J. Diaz¹, S. Gørtz¹, B. Feenstra¹, M. Duno¹, I. Juncker², H. Eiberg¹, J. Vissing¹, J. Wohlfahrt¹, M. Melbye¹
¹COPENHAGEN, ²AARHUS, DENMARK
- EP2248** The prevalence of multiple sclerosis in Northern Portugal: results from a multisource population-based study
L. Ruano¹, B. Gomes¹, I. Alves¹, C. Veira¹
¹SANTA MARIA DA FEIRA, PORTUGAL
- EP2249** The effectiveness of the vestibular rehabilitation on the posturographic platform with biofeedback training of patients with dizziness and imbalance
L. Antonenko¹, V. Parfenov¹, N. Bestuzheva¹, M. Zamergad¹
¹MOSCOW, RUSSIAN FEDERATION
- EP2250** Primary brain tumours incidence in Georgia – a three-year prospective population-based study
D. Gigineishvili¹, N. Shengelia¹, S. Kartsivadze¹, G. Shalashvili¹, T. Gigineishvili¹, S. Rohrmann², A. Tsiskaridze¹, R. Shakarishvili¹
¹TBILISI, GEORGIA, ²ZURICH, SWITZERLAND
- EP2251** Neurological emergencies in an interdisciplinary university – based emergency department
T. Horvath¹, A. Galimanis¹, R. Wiest¹, A. Exadaktylos¹, C.L. Bassetti¹, U. Fischer¹
¹BERN, SWITZERLAND
- EP2252** The effect of functional electrical stimulation on gait parameters in stroke survivors
E.B. Ignat¹, D. Matei¹, D. Alexa¹, O. Bolbocean¹, C. Grosu¹, C.D. Popescu¹
¹IASI, ROMANIA

SUNDAY, JUNE 1, 2014

13:30-14:15

eSESSION 2.2:

Neuro-epidemiology; Neurorehabilitation (CONTD.)

CHAIRPERSON:

MAURIZIO LEONE, NOVARA, ITALY

Poster No

- EP2253** **Effects of action observation therapy on functional brain plasticity in healthy adult individuals**
R. Messina¹, M.A. Rocca¹, R. Gatti¹, A. Meani¹, P. Preziosa¹, G. Salini¹, S. Fumagalli¹, A. Falini¹, G. Comi¹, M. Filippi¹
¹MILAN, ITALY
- EP2254** **Patient reported outcome measures for spasticity – comparison of psychometric properties and correlation with clinician assessment**
K. Milinis¹, C.A. Young¹
¹LIVERPOOL, UNITED KINGDOM
- EP2255** **Morbidity and mortality of stroke in teaching the hospital of Tlemcen (Algeria) 12 years of registration (2001 to 2012)**
D. Regagba¹, D. Bouchnak², K. Meguenni², R. Mana²
¹BEL AIR, ²TLEMEN, ³TLEMEN, ALGERIA
- EP2256** **The effect of single session bi-cephalic transcranial direct current stimulation on gait performance in sub-acute stroke**
D.M. Kaski¹, V.M. Tahtis¹, B.M. Seemungal¹
¹LONDON, UNITED KINGDOM
- EP2257** **Mortality by stroke subtype illustrates improvement in stroke care in Poland from 1999 to 2010**
M. Swiat^{1,2}, G. Opala²
¹RYBNIK, ²KATOWICE, POLAND
- EP2258** **Stroke mortality has ultimately declined in Poland**
M. Swiat^{1,2}, G. Opala²
¹RYBNIK, ²KATOWICE, POLAND
- EP2259** **A meta-analysis of incidence and standardized mortality rates in multiple sclerosis**
R. Tanasescu^{1,2}, C.S. Constantinescu¹, C.R. Tench¹, J. Britton¹, A. Manouchehrinia¹
¹NOTTINGHAM, UNITED KINGDOM, ²BUCHAREST, ROMANIA

eSESSION 2.2:

Neuro-epidemiology; Neurorehabilitation (CONTD.)

CHAIRPERSON:

MAURIZIO LEONE, NOVARA, ITALY

Poster No

EP2260 The efficiency of mirror therapy on drop foot in patients with multiple sclerosis

A. Tekeoglu¹, I. Yeldan¹, S. Saip¹

¹ISTANBUL, TURKEY

EP2261 Link between helicobacter pylori infection and idiopathic Parkinson's disease

M. Calik¹, A. Yılmaz¹, E.O. Şahin¹, H. Akar¹, S. Görgün¹

¹SAMSUN, TURKEY

SUNDAY, JUNE 1, 2014

13:30-14:15

eSESSION 2.2: SPINAL CORD AND ROOT DISORDERS; PERIPHERAL NERVE DISORDERS

CHAIRPERSON:

YESIM PARMAN, ISTANBUL, TURKEY

Poster No

- EP2262** Correlation of electromyography and magnetic resonance imaging findings in the diagnosis of radiculopathy
Y. Arslan¹, E. Yaşar², Y. Zorlu¹
¹ZMIR, ²KOCAELI, TURKEY
- EP2263** Prevalence and imaging characteristics of asymptomatic and symptomatic spondylotic cervical spinal cord compression
J. Bednarik¹, M. Kerkovsky¹, Z. Kadanka¹, Z. Kadanka jr.¹, M. Nemeč¹, I. Kovalova¹, B. Jakubcova¹
¹BRNO, CZECH REPUBLIC
- EP2264** Non-traumatic spinal cord disorders at the Neuro-ICU 2001-2013: aetiology, reasons for admission and mortality
L. Grassner¹, H. Novak¹, A. Zerbs¹, E. Trinko¹, J. Sellner¹
¹SALZBURG, AUSTRIA
- EP2265** Medical conditions and outcomes after traumatic spinal cord injury in Estonia
L. Sabre¹, T. Rekan², V. Kabel³, M. Pakkanen³, T. Asser¹, J. Kõrv¹
¹TARTU, ³HAAPSALU, ESTONIA, ²BERGEN, NORWAY
- EP2266** Modulation of cortical activity in patients with chronic spinal cord injury treated by intrathecal baclofen: a pilot fMRI study
J. Keller¹, R. Jech¹, I. Stetkarova¹
¹PRAGUE, CZECH REPUBLIC
- EP2267** Anti-TNF alpha-induced neuropathies
P. Tsouni¹, O. Bill¹, D. Benninger¹, F. Ochsner¹, T. Kuntzer¹
¹LAUSANNE, SWITZERLAND
- EP2268** Various manifestations of the peripheral nervous system after bariatric surgery
A. Tychalas¹, P. Tsitsi¹, T. Tsironis¹, G. Xiromerisiou¹, J. Rudolf¹, I. Tsiftios¹
¹THESSALONIKI, GREECE

ESESSION 2.2:
SPINAL CORD AND ROOT DISORDERS;
PERIPHERAL NERVE DISORDERS (CONTD.)

CHAIRPERSON:
YESIM PARMAN, ISTANBUL, TURKEY

Poster No

- EP2269** Spinal cord infarction with fibrocartilagenous embolism in Japan: a single-centre prospective study
K. Yoshikawa¹, M. Tanaka¹, S. Sugiura¹, Y. Shimidzu¹, T. Takahashi¹, T. Itoh¹, N. Yamamoto¹, Y. Honda¹, K. Hayasaki¹, K. Morikawa¹
¹OSAKA, JAPAN
- EP2270** Non-tuberculous spondylodiscitis: etiology, diagnosis, risk factors and management
M.I. Dimitrova¹, K.R. Genov¹
¹SOFIA, BULGARIA
- EP2271** Falls in independent ambulatory individuals with spinal cord injury who walked with and without a walking device
S. Phonthee¹, S. Sugalya Amatachaya¹, J. Saengsuwan¹, W. Siritaratiwat¹
¹KHON KAEN, THAILAND
- EP2272** Walking devices in patients with spinal cord injury
W. Saensook¹, S. Amatachaya¹, L. Mato¹, P. Wattanapan¹
¹KHON KAEN, THAILAND
- EP2273** Functional assessments for predicting multiple falls in independent ambulatory patients with spinal cord injury
K. Srisim¹, S. Amatachaya¹, J. Saengsuwan¹
¹KHON KAEN, THAILAND
- EP2274** Neurological and neurosurgical treatment of adult patients with Chiari malformation
L. Zolotoverkh¹, A. Zolotoverkh¹
¹KIEV, UKRAINE

MONDAY, JUNE 2, 2014

SESSIONS

DISCOVER

WILEY Neurology Portfolio

Visit us at Booth #B43 for a chance to win a FREE BOOK!



European journal of neurology...
Official journal of the European Academy of Neurology

Covers all areas of clinical and basic neurology research

Forum for European activity in clinical neuroscience and medical practice

Strengthens links between researchers and clinicians

DISCOVER THIS LEADING RESEARCH TODAY

Activate your FREE 90 day online trial!
Visit bit.ly/ENETrial


Download the new app!



View our entire **NEUROLOGY JOURNALS** collection online and read the **FREE 2014 sample issues**



View our entire **NEUROLOGY BOOKS** collection online



MONDAY, JUNE 2, 2014

8:30-10:30

**SYMPOSIUM 4: ALZHEIMER PREVENTION
AND UNCOMMON CAUSES OF DEMENTIA****CHAIRPERSONS:***MURAT EMRE, ISTANBUL, TURKEY**PHILIP SCHELTENS, AMSTERDAM, NETHERLANDS*

Prevention of Alzheimer's disease Philip Scheltens, AMSTERDAM, NETHERLANDS	08:30
Immune mediated dementias Jonathan M. Schott, LONDON, UNITED KINGDOM	09:00
Rare dementias Sandro Sorbi, FLORENCE, ITALY	09:30
Parkinsonism associated with cognitive impairment Murat Emre, ISTANBUL, TURKEY	10:00

MONDAY, JUNE 2, 2014

8:30-10:30

SYMPOSIUM 5: MULTIPLE SCLEROSIS: AN UNMET NEED

CHAIRPERSONS:

IOANNIS MILONAS, THESSALONIKI, GREECE

GIANCARLO COMI, MILAN, ITALY

Understanding the natural history of MS progression <i>Antonio Scalfari, LONDON, UNITED KINGDOM</i>	08:30
Pathophysiology of progression <i>Christine Stadelmann, GÖTTINGEN, GERMANY</i>	09:00
Biomarkers (including predictors / MRI) <i>Gavin Giovannoni, LONDON, UNITED KINGDOM</i>	09:30
Future therapeutic strategies <i>Giancarlo Comi, MILAN, ITALY</i>	10:00

MONDAY, JUNE 2, 2014

8:30-10:30

**SYMPOSIUM 6: EVOLVING CONCEPTS
IN MOVEMENT DISORDERS
– EFNS/ENS/MDS-ES SYMPOSIUM****CHAIRPERSONS:**

WERNER POEWE, INNSBRUCK, AUSTRIA

KAILASH P. BHATIA, LONDON, UNITED KINGDOM

Early diagnosis and biomarkers in PD <i>Werner Poewe, INNSBRUCK, AUSTRIA</i>	08:30
Movement disorders moving beyond the motor phenotype <i>Heinz Reichmann, DRESDEN, GERMANY</i>	09:00
Controversies in tremor classification <i>Kailash P. Bhatia, LONDON, UNITED KINGDOM</i>	09:30
Future of DBS in movement disorders <i>Günther Deuschl, KIEL, GERMANY</i>	10:00

MONDAY, JUNE 2, 2014

11:00-12:30

FOCUSED WORKSHOP 17: COGNITION IN MULTIPLE SCLEROSIS

CHAIRPERSONS:

BRUNO BROCHET, BORDEAUX, FRANCE

**The spectrum of cognitive impairment
in multiple sclerosis** 11:00

Dawn Langdon, LONDON, UNITED KINGDOM

Cognition in paediatric MS 11:30

Maria Pia Amato, FLORENCE, ITALY

**Cognition as a prognostic parameter in MS:
clinical imaging evidence** 12:00

Bruno Brochet, BORDEAUX, FRANCE

Educational objectives:

- To describe the characteristics of cognitive deficits in patients with multiple sclerosis (cognitive domains, frequency, cognitive phenotypes);
- To describe the assessment methods used to identify cognitive deficiencies in patients with multiple sclerosis;
- To describe the specificity of cognitive impairment in patients with paediatric multiple sclerosis and their evolution;
- To describe the correlation between brain imaging and cognitive performances in patients with MS;
- To show the evidence of the prognostic value of cognitive impairment in patients at the early stages of MS.

FOCUSED WORKSHOP 18: STROKE IN EARLY LIFE – DIAGNOSTIC AND THERAPEUTIC CHALLENGES

CHAIRPERSONS:

KEES BRAUN, UTRECHT, NETHERLANDS

Stroke and mimics in children and adolescents – what is different?	11:00
<i>Fenella Kirkham, LONDON, UNITED KINGDOM</i>	
Arteriopathic causes of paediatric stroke	11:30
<i>Kees Braun, UTRECHT, NETHERLANDS</i>	
To treat or not to treat – therapeutic dilemmas in paediatric stroke patients	12:00
<i>TBA</i>	

This workshop will focus on paediatric arterial and venous ischaemic stroke syndromes.

The participants will be informed on the differences between children and young adolescents in clinical presentation, causes, and risk factors of stroke syndromes and mimics. In the second presentation, they will learn about the most prevalent aetiological subtype of stroke; cerebral arteriopathies. The clinical presentation, time course, presumed cause, and outcome of major childhood arteriopathies are presented in detail.

Lastly, participants will gain knowledge of important therapeutic dilemmas in young ischaemic stroke patients, including the issue of thrombolysis in arterial ischaemic stroke, and anticoagulation in cerebral venous thrombosis.

MONDAY, JUNE 2, 2014

11:00-12:30

FOCUSED WORKSHOP 19: REFLEX EPILEPSIES: ONE OF OUR HIDDEN WAYS TO UNDERSTAND EPILEPTOGENESIS

CHAIRPERSON:

BETÜL BAYKAN, ISTANBUL, TURKEY

Visually-sensitive epilepsies: diversity in clinical expression and genetic background 11:00

Dorothee Kasteleijn-Nolst-Trenite, UTRECHT, NETHERLANDS

Genetics of reflex epilepsies: possible implications for physiopathology 11:30

Pasquale Striano, GENOVA, ITALY

Complex forms of reflex epilepsies: clinical and experimental clues for epileptogenesis 12:00

Betül Baykan, ISTANBUL, TURKEY

Reflex epilepsies (RE) provoked by specific external stimuli are important clues for investigating complex mechanisms of epileptogenesis. RE have many intriguing subtypes depending on the trigger. Visually-sensitive epilepsies constitute the major part of RE but their diversity is even huge both clinically and electrophysiologically. There are recent efforts to elucidate their genetic background. Complex forms of RE such as reading or eating epilepsy pose many different questions and there are reported cases with various symptomatic etiologies indicating some acquired factors. Furthermore an experimental mouse model resembling eating epilepsy is developed. This workshop will focus on the current understanding of RE and its pathogenetic implications, hence contributing to the comprehension of mechanisms of epilepsy and epileptogenesis.

FOCUSED WORKSHOP 20: CHANNELOPATHIES AFFECTING THE PERIPHERAL NERVOUS SYSTEM

CHAIRPERSON:

ROCCO LIGUORI, BOLOGNA, ITALY

Muscle disorders associated with channelopathies	11:00
Michael G. Hanna, LONDON, UNITED KINGDOM	
Peripheral nerve dysfunctions associated with channelopathies	11:30
Christian Krarup, COPENHAGEN, DENMARK	
Neuropathic pain and autonomic function in channelopathies	12:00
Rocco Liguori, BOLOGNA, ITALY	

Ion channels are transmembrane glycoprotein pores that usually perform key functions in virtually all human cells including excitable ones, such as nerve and skeletal muscle. Neuromuscular channelopathies are an emerging group of rare neurologic diseases determined by defects in ion-channels function. Such neurologic diseases are frequently genetically determined, but they may also arise through autoimmune mechanisms.

In this workshop clinical, genetic, immunological and electrophysiological aspects of these diseases are presented and some practical guidelines on how to investigate these disorders are highlighted.

MONDAY, JUNE 2, 2014

11:00-12:30

FOCUSED WORKSHOP 21: STRATEGIES TO IMPROVE THE OUTCOME OF CNS INFECTIONS AND AUTOIMMUNE ENCEPHALITIS**CHAIRPERSON:**

JOHANN SELLNER, SALZBURG, AUSTRIA

Bacterial meningitis	11:00
<i>Diederik van de Beek, AMSTERDAM, NETHERLANDS</i>	
Viral encephalitis	11:30
<i>Johann Sellner, SALZBURG, AUSTRIA</i>	
Autoimmune encephalitis	12:00
<i>Maarten Titulaer, BARCELONA, SPAIN</i>	

CNS infections and autoimmune encephalitis can be rapidly fatal or result in severe disability in survivors. In this workshop, the speakers will outline concepts to improve the outcome of these disorders. The attendees will learn hands-on strategies for more effective i) prevention, ii) early recognition and treatment on suspicion, iii) interpretation of diagnostic tests, and iv) recognition and management of complications.

FOCUSED WORKSHOP 22: THERAPEUTIC APPROACHES IN NEURODEGENERATION WITH BRAIN IRON ACCUMULATION (NBIA)**CHAIRPERSON:**

THOMAS KLOPSTOCK, MUNICH, GERMANY

Symptomatic treatment of NBIA <i>Nardo Nardocci, MILAN, ITALY</i>	11:00
Deep brain stimulation in NBIA-dystonia: rationale, evidence and pitfalls <i>Lars Timmermann, COLOGNE, GERMANY</i>	11:30
Iron chelation therapy in NBIA: state of the art <i>Thomas Klopstock, MUNICH, GERMANY</i>	12:00

Neurodegeneration with brain iron accumulation (NBIA) is a clinically and genetically heterogeneous group of rare hereditary neurodegenerative disorders. While there is no proven therapy to halt or reverse any form of NBIA, symptomatic treatment including deep brain stimulation can markedly alleviate symptoms. Beyond that, NBIA may be feasible for a causal therapy as the accumulation of iron in the brain may be addressed biochemically by iron chelation. This workshop will discuss the current treatment of NBIA, ongoing clinical trials and upcoming therapeutic developments.

MONDAY, JUNE 2, 2014

11:00-12:30

**FOCUSED WORKSHOP 23:
TOXIC NEUROPATHIES: WHICH ARE REAL,
WHICH ARE MYTH?****CHAIRPERSON:**

GUIDO CAVALETTI, MONZA, ITALY

Chemotherapy-induced neuropathies 11:00
Guido Cavaletti, MONZA, ITALY

Neuropathies caused by infectious and industrial toxins 11:30
Michael J. Donaghy, OXFORD, UNITED KINGDOM

N-hexane neuropathy 12:00
Yesim Parman, ISTANBUL, TURKEY

The peripheral nervous system (PNS) is not protected against toxic agents as efficiently as the brain and for this reason its components might be targeted by several noxious compounds although they are unable to cross the blood-brain barrier. Several pharmacological and environmental agents can induce the onset of a peripheral neuro(no)pathy and the aims of this workshop will be to provide the basis for a better understanding of the relevance of this issue and to give some hint on the pathogenesis of PNS damage in relationship with specific causative agents.

INTERACTIVE SESSION 3: MY MOST DIFFICULT CASES: DIAGNOSIS AND TREATMENT

CHAIRPERSON:

MICHAEL BRAININ, KREMS, AUSTRIA

Urgent neurological decisions in severe subarachnoid haemorrhage <i>Gabriel J.E. Rinkel, UTRECHT, NETHERLANDS</i>	11:00
Juvenile stroke: dramatic onset, rapid treatment, good prognosis <i>Michael Brainin, KREMS, AUSTRIA</i>	11:30
Epilepsy is more than just having fits <i>Paul A.J.M. Boon, GHENT, BELGIUM</i>	12:00

This course will focus on patient oriented decisions in a clinical setting. Various perspectives of emergency neurology will be presented and examples given. Today, neurologists have to make life saving decisions under extraordinary circumstances some of which are presented in this session. The participants will learn from case based examples the range and difficulties in adapting current guidelines to precise and individualised therapy decisions.

MONDAY, JUNE 2, 2014

11:00-12:30

PRACTICAL SESSION 3: NEW TRENDS IN NEURO-SONOLOGY WITH PRACTICAL DEMONSTRATIONS

CHAIRPERSON:

EVA BARTELS, MUNICH, GERMANY

The role of extracranial ultrasound in the diagnosis of cerebrovascular disorders <i>Galina Baltgaile, RIGA, LATVIA</i>	11:00
Intracranial cerebral haemodynamics <i>Claudio Baracchini, PADOVA, ITALY</i>	11:20
Ancillary ultrasound methods <i>László Csiba, DEBRECEN, HUNGARY</i>	11:45
Practical demonstration of pathological findings in patients <i>Eva Bartels, MUNICH, GERMANY</i>	12:05

The aim of this practical course is to present a review of the traditional extra- and intracranial ultrasound techniques. We will discuss the role of ultrasonography in the diagnosis of cerebrovascular disorders, and present ancillary ultrasound methods as well.

The aim of the last lecture is to directly demonstrate extra- and intracranial sonographic examination in the lecture hall using video projection and to describe pathological findings in the examined patients.

The intention of the course is to awaken the interest of colleagues who are not practicing these methods, as well as to provide more information about the latest developments to those who are familiar with ultrasonography.

Number of participants:

up to 50 persons; early registration is recommended.

MONDAY, JUNE 2, 2014

11:00-12:30

**SPECIAL SESSION:
EUROPEAN BASAL GANGLIA CLUB**

CHAIRPERSON:

OLIVIER RASCOL, TOULOUSE, FRANCE

Aetiology and pathophysiology of focal dystonias

Alfredo Berardelli, ROME, ITALY

Followed by a video session.

MONDAY, JUNE 2, 2014

14:45-16:15

TOURNAMENT FOR YOUNG NEUROLOGISTS – CLINICAL USCHI TSCHABITSCHER PRIZE

CHAIRPERSONS:

HANNAH R. COCK, LONDON, UNITED KINGDOM

ERSIN TAN, ANKARA, TURKEY

GUNHILD WALDEMAR, COPENHAGEN, DENMARK

Session No

- T201** **Epilepsy during pregnancy: a prospective population-based cohort study of prevalence, incidence, treatment and predictors of depressive symptoms** **14:45**
M.H. Bjørk¹, G. Veiby¹, O. Spigset², S.F. Reiter¹, A.K. Daltveit¹, J.Ø. Berle¹, N.E. Gilhus²
¹BERGEN, ²TRONDHEIM, NORWAY
- T202** **Regional hippocampal involvement in pediatric multiple sclerosis: a radial mapping MR study** **15:00**
M.E. Morelli¹, M.A. Rocca¹, E. Pagani¹, L. Moiola¹, A. Ghezzi², A. Falini¹, G. Comi¹, M. Filippi¹
¹MILAN, ²GALLARATE, ITALY
- T203** **The impact of neuromyelitis optica spectrum disorder on pregnancy outcome** **15:15**
M.M. Nour¹, E. Coutinho¹, I. Nakashima², F. Sousa³, J. Revis¹, E. Santos⁴, J. George¹, J. Kitley¹, T. Misu², M. Woodhall¹, A.M. Silva⁴, A. Vincent¹, P. Waters¹, J. Palace², K. Fujihara², M.I. Leite¹
¹OXFORD, UNITED KINGDOM, ²SENDAI, JAPAN, ³BRAGA, ⁴PORTO, PORTUGAL
- T204** **A reflection on plasticity research in writing dystonia** **15:30**
A. Sadnicka¹, M. Hamada¹, K.P. Bhatia¹, J.C. Rothwell¹, M.J. Edwards¹
¹LONDON, UNITED KINGDOM
- T205** **Gut microbiota are associated with Parkinson's disease and clinical phenotype – a case-control study** **15:45**
F. Scheperjans¹, V. Aho¹, P.A.B. Pereira¹, K. Koskinen¹, L. Paulin¹, E. Pekkonen¹, E. Haapaniemi¹, S. Kaakkola¹, J. Eerola-Rautio¹, M. Pohja¹, E. Kinnunen², K. Murros¹, P. Auvinen¹
¹HELSINKI, ²HYVINKÄÄ, FINLAND
- T206** **Percutaneous tibial nerve stimulation for the treatment of the overactive bladder in patients with neurological disease** **16:00**
K.I. Tudor¹, J. Seth¹, J. Ochulor¹, M.D. Liechti¹, G. Gonzales¹, C. Haslam¹, M. Pakzad¹, S. Elnei¹, J.N. Panicker¹
¹LONDON, UNITED KINGDOM

ORAL SESSION 3.1: CEREBROVASCULAR DISEASES 1

CHAIRPERSONS:

ANNA CZLONKOWSKA, WARSAW, POLAND

DIDIER LEYS, LILLE, FRANCE

Session No		
<u>OS3101</u>	Cerebral amyloid angiopathy-related inflammation. A systematic review of individual reported cases A. Castro Caldas ¹ , C. Silva ¹ , J. Pimentel ¹ , J.M. Ferro ¹ ¹ LISBON, PORTUGAL	14:45
<u>OS3102</u>	Intravenous thrombolysis for cerebral ischaemia in the North of France region. Impact of the regional health policy at the community level N. Dequatre-Ponchelle ¹ , D. Leys ¹ ¹ LILLE, FRANCE	15:00
<u>OS3103</u>	Stiffer carotids in intracranial atherosclerosis: heart at risk F.M. Farina ¹ , F. Viaro ¹ , L. Donà ¹ , C. Baracchini ¹ ¹ PADOVA, ITALY	15:15
<u>OS3104</u>	Gender aspects of acute stroke care: results from the Austrian Stroke Unit Registry T. Gatteringer ¹ , J. Ferrari ² , M. Knoflach ³ , L. Seyfang ⁴ , S. Horner ¹ , K. Niederkorn ¹ , V. Culea ¹ , M. Beitzke ¹ , W. Lang ² , C. Enzinger ¹ , F. Fazekas ¹ ¹ GRAZ, ² VIENNA, ³ INNSBRUCK, ⁴ KREMS, AUSTRIA	15:30
<u>OS3105</u>	Combined use of coronary artery calcification, carotid intima-media thickness and ankle-brachial index for stroke prediction in the general population J. Gronewold ¹ , U.K. Seidel ¹ , N. Lehmann ¹ , M. Bauer ¹ , H. Kälsch ¹ , C. Weimar ¹ , K. Berger ² , S. Moebus ¹ , K.-H. Jöckel ¹ , R. Erbel ¹ , D.M. Hermann ¹ ¹ ESSEN, ² MÜNSTER, GERMANY	15:45
<u>OS3106</u>	Visual hallucinations in acute stroke: a prospective study in 78 patients E. Morenas Rodríguez ¹ , A. Pérez Codón ¹ , A. Horta ¹ , P. Camps Renom ¹ , M.J. Simón-Talero Horga ¹ , E. Cortés Vicente ¹ , C. García Sánchez ¹ , A. Gironell ¹ , C. Roig Arnall ¹ , R. Delgado-Mederos ¹ , J. Martí-Fàbregas ¹ ¹ BARCELONA, SPAIN	16:00

MONDAY, JUNE 2, 2014

14:45-16:15

ORAL SESSION 3.1: NEUROREHABILITATION 2

CHAIRPERSONS:

VOLKER DIETZ, ZÜRICH, SWITZERLAND

MICHAEL BRAININ, KREMS, AUSTRIA

Session No		
<u>OS3107</u>	Bilateral deep repetitive transcranial magnetic stimulation (rTMS) on lower limb motor function after stroke: a pilot study with H-coil	14:45
	R. Chieffo ¹ , S. De Prezzo ¹ , E. Houdayer ¹ , A. Nuara ¹ , L. Straffi ¹ , F. Spagnolo ¹ , D. Dalla Libera ¹ , G. Di Maggio ¹ , E. Coppi ¹ , L. Ferrari ¹ , M. Sessa ¹ , M. Comola ¹ , A. Zangen ² , G. Comi ¹ , L. Leocani ¹	
	¹ MILAN, ITALY, ² BEER-SHEVA, ISRAEL	
<u>OS3108</u>	Stem cell salvage of injured peripheral nerve	15:00
	N. Grimoldi ¹ , F. Colleoni ¹ , I.G. Vetrano ¹ , A. Cappellari ¹ , A. Costa ¹ , M. Belicchi ¹ , P. Razini ¹ , R. Giordano ¹ , D. Spagnoli ¹ , M. Pluderi ¹ , M. Morbin ¹ , S.M. Gaini ¹ , P. Rebulli ¹ , N. Bresolin ¹ , Y. Torrente ¹	
	¹ MILAN, ITALY	
<u>OS3109</u>	Voices of patients and physicians in spinal cord pain care – What’s needed!	15:15
	C. Norrbrink ¹ , M. Löfgren ²	
	¹ HUDDINGE, ² STOCKHOLM, SWEDEN	
<u>OS3110</u>	Action observation therapy modifies structural brain plasticity in healthy adult individuals	15:30
	P. Preziosa ¹ , M.A. Rocca ¹ , R. Gatti ¹ , M. Petrolini ¹ , R. Messina ¹ , G. Salini ¹ , S. Fumagalli ¹ , A. Falini ¹ , G. Comi ¹ , M. Filippi ¹	
	¹ MILAN, ITALY	
<u>OS3111</u>	An analysis of sensitivity to change and reproducibility of a functional scale of the upper limb: UL-ADL	15:45
	M. Rousseaux ¹ , H.-Y. Bonnin Koang ² , C. Benaim ³	
	¹ LILLE, ² LE GRAU DU ROY, ³ DIJON, FRANCE	
<u>OS3112</u>	Trephined syndrome	16:00
	L. Sveikata ¹ , A. Schnider ¹ , B. Leemann ¹	
	¹ GENEVA, SWITZERLAND	

ORAL SESSION 3.1: PERIPHERAL NERVE DISORDERS

CHAIRPERSONS:

JEAN-MICHEL VALLAT, LIMOGES, FRANCE

CLAUDIA SOMMER, WÜRZBURG, GERMANY

Session No

- OS3113** **Intra epidermal fiber nerve density (IEFND) in symptomatic transthyretin familial amyloid polyneuropathy (TTR-FAP): patterns of fiber loss and high incidence of amyloid deposit** **14:45**
 D. Adams¹, Z. Mincheva¹, C. Adam¹, C. Cauquil¹, C. Labeyrie¹, G. Beaudonnet¹, I. Iliescu¹, J. Loisel¹, O. Morassi¹, M. Theaudin¹, C. Lacroix¹
¹LE KREMLIN BICETRE, FRANCE
- OS3114** **Long term effects of tafamidis treatment on transthyretin familial amyloid polyneuropathy (TTR-FAP): interim results from the Fx1A-303 study** **15:00**
 T. Coelho¹, I.M. Conceição², F. Barroso³, M. Waddington-Cruz⁴, H.H.-J. Schmidt⁵, G. Rosas⁶, F.S. Mandel⁶, M. Stewart⁶, P. Huertas⁶, O.N. Karaya⁶
¹PORTO, PORTUGAL, ²LISBON, PORTUGAL, ³BUENOS AIRES, ARGENTINA, ⁴RIO DE JANEIRO, BRAZIL, ⁵MÜNSTER, GERMANY, ⁶NEW YORK, UNITED STATES
- OS3115** **Clinical spectrum, causes and evolution of disabling neuropathies in patients with hematopoietic stem cell transplantation on a 20 years period** **15:15**
 A. Not¹, C. Labeyrie², G. Beaudonnet², J.-H. Bourhis³, D. Adams², C. Denier², C. Cauquil²
¹PARIS, ²KREMLIN BICETRE, ³VILLEJUIF, FRANCE
- OS3116** **Gene expression changes in chronic inflammatory demyelinating polyneuropathy skin biopsies** **15:30**
 S. Puttini¹, P.-A. Panaite¹, M. Nicolas¹, S. Renaud¹, A. Steck², T. Kuntzer¹
¹LAUSANNE, ²BASEL, SWITZERLAND

MONDAY, JUNE 2, 2014

14:45-16:15

ORAL SESSION 3.1: PERIPHERAL NERVE DISORDERS

CHAIRPERSONS:

JEAN-MICHEL VALLAT, LIMOGES, FRANCE

CLAUDIA SOMMER, WÜRZBURG, GERMANY

Session No

- OS3117** Antibodies against neurofascin-155 (NF155) in CIDP associated with disabling tremor, distal weakness and poor response to IVIg **15:45**
L. Querol^{1,2}, G. Nogales-Gadea^{1,2}, R. Rogas-Garcia^{1,2}, J. Diaz-Manera^{1,2}, J. Pardo³, A. Ortega-Moreno⁴, M.J. Sedano^{2,5}, E. Gallardo^{1,2}, J. Berciano^{2,5}, R. Blesa¹, J. Dalmau¹, I. Illa¹
¹BARCELONA, ²MADRID, ³SANTIAGO DE COMPOSTELA, ⁴GRANADA, ⁵SANTANDER, SPAIN
- OS3118** Fourteen-year catamnesis of patients with vasculitic neuropathy **16:00**
N. Üçeyler¹, A. Geng¹, C. Sommer¹
¹WÜRZBURG, GERMANY

ORAL SESSION 3.2: AUTONOMIC NERVOUS SYSTEM DISORDERS

CHAIRPERSONS:

MAX JOSEF HILZ, ERLANGEN, GERMANY

DAVID B. VODUSEK, LJUBLJANA, SLOVENIA

Session No		
<u>OS3201</u>	<p>Effect of osteopathic manipulative treatment on variations of HF parameter of HRV in healthy subjects compared to sham therapy and control group: RCT <i>N. Ruffini¹, G. D'Alessandro¹, N. Mariani¹, A. Pollastrelli¹, L. Cardinali¹, F. Cerritelli¹</i> ¹PESCARA, ITALY</p>	16:45
<u>OS3202</u>	<p>Composite Autonomic Symptom Scale 31 reveals autonomic pupillary and bladder dysfunction in relapsing remitting multiple sclerosis patients <i>T. Intravooth¹, R. Wang^{1,2}, O. Chintakanan³, S. Moeller¹, J. Koehn¹, R. Linker¹, D.-H. Lee¹, M.J. Hilz¹</i> ¹ERLANGEN, GERMANY, ²ZHENGZHOU, CHINA, ³CHIANG MAI, THAILAND</p>	17:00
<u>OS3203</u>	<p>Diagnosing PoTS: additional investigations beyond the HUT and standing tests <i>V. Iodice¹, D. Low², C. Mathias¹</i> ¹LONDON, ²LIVERPOOL, UNITED KINGDOM</p>	17:15
<u>OS3204</u>	Abstract withdrawn	
<u>OS3205</u>	<p>Autonomic dysfunction is a major feature of the cerebellar ataxia, neuropathy and vestibular areflexia "CANVAS" syndrome which can mimic multiple system atrophy <i>T.Y. Wu¹, J. Taylor², D.H. Kilfoyle¹, A. Smith¹, B. Mcguinness¹, M. Simpson¹, E. Walker¹, P. Bergin¹, J. Cleland¹, D.O. Hutchinson¹, N.E. Anderson¹, B.J. Snow¹, T.J. Anderson³, L. Paermentier³, N.J. Cutfield⁴, A.M. Chancellor⁵, S. Mossman², R.H. Roxburgh¹</i> ¹AUCKLAND, ²WELLINGTON, ³CHRISTCHURCH, ⁴DUNEDIN, ⁵TAURANGA, NEW ZEALAND</p>	17:45
<u>OS3206</u>	<p>The usefulness of 24 hour ambulatory blood pressure and heart rate monitoring (24hr-ABPM) in diagnosing orthostatic hypotension (OH) in patients with parkinsonian disorders <i>E. Vichayanrat¹, D.A. Low^{1,2}, E. Stuebner³, V. Iodice¹, C.J. Mathias¹</i> ¹LONDON, ²LIVERPOOL, UNITED KINGDOM, ³WUPPERTAL, GERMANY</p>	18:00

MONDAY, JUNE 2, 2014

16:45-18:15

ORAL SESSION 3.2: EPILEPSY 2

CHAIRPERSONS:

JOACHIM VON OERTZEN, LINZ, AUSTRIA

RIADH GOUIDER, TUNIS, TUNISIA

Session No

- OS3207** Long-term follow-up of genetic generalized epilepsy with typical absence seizures and generalized paroxysmal fast activity in adulthood **16:45**
Z. Aydın Özemer¹, Z. Matur¹, N. Bebek¹, C. Gürses¹, A. Gökyiğit¹, B. Baykan¹
¹ISTANBUL, TURKEY
- OS3208** Screening for anxiety in epilepsy clinics. A comparison of conventional and visual-analog methods **17:00**
S. Gur Ozmen^{1,2}, H.R. Cock³, N. Agrawal³, T.J. von Oertzen^{3,4}
¹IGDIR, ²ISTANBUL, TURKEY, ³LONDON, UNITED KINGDOM, ⁴LINZ, AUSTRIA
- OS3209** Is serotonin transporter implicated in mesial temporal lobe epilepsy development? **17:15**
B. Leal¹, J. Chaves¹, A.C. Barreira¹, C. Carvalho¹, A. Bettencourt¹, J. Lopes¹, J. Ramalheira¹, A. Martins da Silva¹, P.P. Costa¹, B. Martins da Silva¹
¹PORTO, PORTUGAL
- OS3210** Family impact and parental perception of childhood epilepsy **17:30**
P.C.C. Mbonda¹, Y. Fogang², D. Toffa², M. Ndiaye², A.G. Diop², M.M. Ndiaye²
¹BRUSSELS, BELGIUM, ²DAKAR, SENEGAL
- OS3211** Reflex seizures induced by reading, rub, music and startle: a video-EEG analysis **17:45**
J. Fulton¹, R. Mohanraj^{1,2}
¹MANCHESTER, ²SALFORD, UNITED KINGDOM
- OS3212** Psychiatric disease, social aspects and life events in young men with epilepsy **18:00**
S.F. Reiter¹, G. Veiby¹, M.H. Bjørk¹, A.K. Daltveit¹, B.A. Engelsen¹, N.E. Gilhus¹
¹BERGEN, NORWAY

ORAL SESSION 3.2: INFECTION AND AIDS

CHAIRPERSONS:

ISRAEL STEINER, PETACH TIKVAH, ISRAEL

ERICH SCHMUTZHARD, INNSBRUCK, AUSTRIA

Session No		
<u>OS3213</u>	Which viral encephalitis do we treat? A review of four-year data	16:45
	B. Ciftci Kavaklioglu ¹ , E. Coban ¹ , A. Sen ¹ , E. Soyomezoglu ¹ , M.A. Aldan ¹ , D. Atakli ¹ , A. Soysal ¹	
	¹ ISTANBUL, TURKEY	
<u>OS3214</u>	Stroke in HIV infected patients: a case series reviewing etiologic mechanisms	17:00
	A. Costa ¹ , A. Silva-Pinto ¹ , P. Abreu ¹	
	¹ PORTO, PORTUGAL	
<u>OS3215</u>	Tuberculomas of brain: an unpredictable entity	17:15
	A. Haldar ¹ , G. Gupta ¹ , D. Chakraborty ¹	
	¹ KOLKATA, INDIA	
<u>OS3216</u>	Serum glucose adjusted cut-off values for normal cerebrospinal fluid/serum glucose ratio	17:30
	H. Hegen ¹ , M. Auer ¹ , F. Deisenhammer ¹	
	¹ INNSBRUCK, AUSTRIA	
<u>OS3217</u>	Migration of toxocara canis into the spinal cord in poorly treated patients	17:45
	R.A. Jabbour ¹ , L.A. Atweh ² , M.H. Hourani ² , S.F. Atweh ²	
	¹ BEIRUT, LEBANON, ² HOUSTON, UNITED STATES	
<u>OS3218</u>	Assessment of HIV-infected patients with neurological complications in a multi-disciplinary platform	18:00
	S. Simioni ¹ , M. Cavassini ¹ , D. Alves ¹ , R. Meuli ¹ , G.E. Maccaferri ¹ , A. Berney ¹ , R.A. Du Pasquier ¹	
	¹ LAUSANNE, SWITZERLAND	

MONDAY, JUNE 2, 2014

16:45-18:15

ORAL SESSION 3.2: NEUROGENETICS

CHAIRPERSONS:

DAVIDE PAREYSON, MILAN, ITALY

MARIA-JESUS SOBRIDO, SANTIAGO DE COMPOSTELA, SPAIN

Session No		
<u>OS3219</u>	Autosomal-dominant proximal spinal muscular atrophy caused by mutations in a novel gene-motor adaptor BICD2	16:45
	<i>K. Peeters¹, I. Litvinenko², T. Chamova², B. Asselbergh¹, L. Almeida-Souza², T. Geuens¹, E. Ydens¹, M. Zimon¹, J. Irobi¹, E. De Vriendt¹, V. De Winter¹, T. Ooms¹, V. Timmerman¹, I. Tournev², A. Jordanova^{1,2}</i>	
	¹ ANTWERP, BELGIUM, ² SOFIA, BULGARIA	
<u>OS3220</u>	Molecular diagnosis and disease gene identification in neurological disorders using exome sequencing	17:00
	<i>T.B. Haack¹, P. Freisinger¹, H. Mayr², W. Sperl², C. Kornblum³, T. Klopstock¹, T.M. Strom¹, T. Meitinger¹, H. Prokisch¹</i>	
	¹ MUNICH, ² BONN, GERMANY, ³ SALZBURG, AUSTRIA	
<u>OS3221</u>	ATM mutations are not exclusively associated with ataxia-telangiectasia but may also cause focal or generalized dystonia	17:15
	<i>C. Kuhm¹, C. Gallenmüller¹, S. Biskup², T. Klopstock¹</i>	
	¹ MUNICH, ² TÜBINGEN, GERMANY	
<u>OS3222</u>	Influence of MTHFR, eNOS, ACE and ApoE haplotypes in modulating serum vitamin profiles among ischaemic stroke patients	17:30
	<i>K.W. Loo^{1,2}, L. Griffiths³, S.H. Gan³</i>	
	¹ KUBANG KERIAN, MALAYSIA, ² GOLD COAST, ³ BRISBANE, AUSTRALIA	
<u>OS3223</u>	Genotype and phenotype heterogeneity of trans-thyretin-associated amyloidosis – A report from the German amyloidosis referral center	17:45
	<i>J. Purrrucker¹, E. Hund¹, A. Brauer¹, K. Hinderhofer¹, U. Hegenbart¹, S. Schönland¹, A. Kristen¹</i>	
	¹ HEIDELBERG, GERMANY	
<u>OS3224</u>	Adult-onset leukoencephalopathies with predominant involvement of brainstem and cerebellum can be related to histiocytosis	18:00
	<i>E. Salsano¹, C. Boffano¹, M. Savoirdo¹, R. Nunziata¹, G. Lauria¹, D. Pareyson¹, L. Chiapparini¹</i>	
	¹ MILANO, ITALY	

**TEACHING COURSE 13: MOVEMENT
DISORDERS PHENOMENOLOGY – LEVEL 1****CHAIRPERSON:***ALBERTO ALBANESE, MILAN, ITALY*

How to examine the patient	14:45
<i>Mark Edwards, LONDON, UNITED KINGDOM</i>	
The clinical spectrum of dystonia and tremor	15:30
<i>Alberto Albanese, MILAN, ITALY</i>	
Coffee break	16:15
Other hyperkinetic movement disorders	16:45
<i>Elena Moro, GRENOBLE, FRANCE</i>	
Gait and balance	17:30
<i>Bastiaan R. Bloem, NIJMEGEN, NETHERLANDS</i>	

At the completion of this session, participants should be able to:

1. Examine patients with movement disorders, identify the phenomenology and plan clinical work-up
2. Identify treatment options of dystonia and tremor
3. Recognise other hyperkinetic movement disorders including tics, chorea, myoclonus
4. Recognise gait and balance difficulties occurring in movement disorders

MONDAY, JUNE 2, 2014

14:45-18:15

TEACHING COURSE 14: CASE-BASED DECISION MAKING IN MULTIPLE SCLEROSIS – LEVEL 1-2

CHAIRPERSONS:

RANA KARABUDAK, ANKARA, TURKEY

RALF GOLD, BOCHUM, GERMANY

Decision making in early MS. RIS & CIS	14:45
<i>Aksel Siva, ISTANBUL, TURKEY</i>	
High risk RR-MS – early management escalation and induction or combination?	15:30
<i>Gilles Edan, RENNES, FRANCE</i>	
Coffe break	16:15
Management of MS under special conditions	16:45
<i>Rana Karabudak, ANKARA, TURKEY</i>	
Decision making in complicated cases: when and how to switch therapies	17:30
<i>Ralf Gold, BOCHUM, GERMANY</i>	

Multiple Sclerosis (MS) is a chronic multi-faceted auto-immune disease of the central nervous system. In recent years beyond its heterogeneous disease courses, as RRMS, SPMS, PPMS, we have been defining pre-clinical phases of MS before the full-blown picture appeared. RIS and CIS were the terms created to define these phases.

The extensive application of MRI in medicine has led to an increased awareness in incidental white matter lesions in the CNS. Neurologists frequently consult on such patients who have had asymptomatic white matter T2 hyperintensities. Thus radiologically isolated syndrome (RIS) is characterizing patients with asymptomatic T2 hyperintensities detected by brain MRI fulfilling dissemination in space criteria and is suggestive of subclinical MS.

TEACHING COURSE 14: CASE-BASED DECISION MAKING
IN MULTIPLE SCLEROSIS – LEVEL 1-2

CHAIRPERSONS:

RANA KARABUDAK, ANKARA, **TURKEY**

RALF GOLD, BOCHUM, **GERMANY**

CIS corresponds to the phase where a definitive diagnosis of MS cannot be made at presentation on patients with an isolated syndrome of the optic nerve, spinal cord or brainstem suggestive of demyelination, as dissemination in time is not established. With novel MRI criteria this condition is getting very rare.

Several disease modifying therapies and new oral treatment regimens are available for MS, thus it is important that patients should be monitored closely to ensure that changes have been monitored and treatment efficacy is optimal. High-risk breakthrough MS patients have to be defined and treated timely. Decision making in complicated cases; when and how to switch therapeutical options are critically important. In addition, the course will handle MS patients in specific life conditions such as pregnancy and postpartal phases.

MONDAY, JUNE 2, 2014

14:45-18:15

TEACHING COURSE 15: UPDATE, DIAGNOSTIC CRITERIA AND TREATMENT IN DEMENTIA – LEVEL 2-3

CHAIRPERSON:

JAKUB HORT, PRAGUE, CZECH REPUBLIC

New criteria for AD: a data driven approach	14:45
<i>Bruno Dubois, PARIS, FRANCE</i>	
New criteria for frontotemporal dementia (FTD)	15:30
<i>Yolande A.L. Pijnenburg, AMSTERDAM, NETHERLANDS</i>	
Coffee break	16:15
Pitfalls in organising clinical trials and application of criteria in the clinical setting	16:45
<i>Jakub Hort, PRAGUE, CZECH REPUBLIC</i>	
Update on immunotherapies in Alzheimer's disease	17:30
<i>Christoph Hock, ZURICH, SWITZERLAND</i>	

This TC is aimed to review up-to-date diagnostic criteria on the diagnosis of Alzheimer's disease and frontotemporal dementia. Participants will be informed about the evidence based approach relevant to these criteria and will receive information on its research as well as clinical consequences. Challenges of the implementation in the clinical setting will be discussed. An overview of diagnostic criteria will also reflect their relevance in organising clinical trials and an update on advances in immunotherapies in Alzheimer's disease will be provided. Participants should then be able to consider these criteria in the clinical setting and understand the challenges of novel therapeutic approaches.

TEACHING COURSE 16: CARDIOLOGY FOR NEUROLOGISTS – LEVEL 1-2

CHAIRPERSON:

JOSEF FINSTERER, VIENNA, AUSTRIA

Genetic myopathies with cardiac involvement	14:45
<i>Karim Wahbi, PARIS, FRANCE</i>	
CNS disease affecting the heart (brain-heart disorders)	15:30
<i>Josef Finsterer, VIENNA, AUSTRIA</i>	
<i>Coffee break</i>	16:15
Hereditary cardiac disease affecting the CNS and PNS	16:45
<i>Benedikt G.H. Schoser, MUNICH, GERMANY</i>	
Syncope	17:30
<i>Richard Sutton, LONDON, UNITED KINGDOM</i>	

Cardiology for neurologists:

The nervous system is closely linked to the heart in many ways and this has implications in pathological conditions. Hereditary and non-hereditary cerebral disease of different kind may directly affect the heart and vice versa hereditary and non-hereditary cardiac disease may affect the central or peripheral nervous system. Particularly primary myopathies present frequently with cardiac involvement, either before or after onset of the neurological abnormalities. Syncope as well requires neurological and cardiological considerations to detect the underlying cause and to initiate appropriate treatment. Bidisciplinary management involving both the neurologist and cardiologist is essential in many conditions and will improve treatment and outcome of patients affected by brain-heart disease, cardiac disease affecting the nervous system, neuromuscular disorder with cardiac involvement, or by syncope.

MONDAY, JUNE 2, 2014

14:45-18:15

TEACHING COURSE 17: NEUROCRITICAL CARE – LEVEL 2

CHAIRPERSON:

JÖRG REINHOLD WEBER, KLAGENFURT, AUSTRIA

Critical illness polyneuropathy and myopathy <i>Nicola Latronico, BRESCIA, ITALY</i>	14:45
The role of early rehabilitation <i>Nicholas Hart, LONDON, UNITED KINGDOM</i>	15:30
<i>Coffee break</i>	16:15
Electrolyte disorders <i>Lutz Harms, BERLIN, GERMANY</i>	16:45
Septic encephalopathy <i>Jörg R. Weber, KLAGENFURT, AUSTRIA</i>	17:30

This teaching course will focus on frequent neurological sequels of intensive care treatment. Peripheral as well as central nervous system complications, such as critical illness myopathy, critical illness polyneuropathy and septic encephalopathy will be highlighted with a special focus on occurrence, pathophysiology and diagnosis. In addition, neurological symptoms of electrolyte disorders will be illustrated as well as their differential diagnosis and treatment. The question of when mobilisation and rehabilitation of intensive care patients should be started and its effect on outcome will be discussed.

At the end of this teaching course the participant will be able to diagnose and treat the most common neurological complications of intensive care stay.

TEACHING COURSE 18: PITFALLS IN THE DIAGNOSIS OF EPILEPSY – LEVEL 1

CHAIRPERSONS:

CIGDEM ÖZKARA, ISTANBUL, TURKEY

ANTONIO GIL-NAGEL, MADRID, SPAIN

Approach to first seizure	14:45
<i>Alla Guekht, MOSCOW, RUSSIAN FEDERATION</i>	
Seizure semiology and classification	15:30
<i>Cigdem Özkara, ISTANBUL, TURKEY</i>	
<i>Coffee break</i>	16:15
The value of EEG and imaging	16:45
<i>Antonio Gil-Nagel, MADRID, SPAIN</i>	
Screening and treating depression in epilepsy	17:30
<i>Bettina Schmitz, BERLIN, GERMANY</i>	

The objectives of this course are:

1. Develop clinical skills to identify seizures through appropriate questions and rational use of ancillary tests
2. Improve knowledge on seizure semiology and its application on diagnosis of different epilepsy syndromes.
3. Determine when treatment is appropriate after a first seizure and select the adequate therapeutic agent
4. Critically examine neurophysiologic and neuroimaging tests in order to improve diagnosis of epilepsy and avoid over-interpretation of non-significant findings.
5. Identify patients with depression, in order to provide advice and treatment to improve their mood.

MONDAY, JUNE 2, 2014

PAPER POSTER SESSIONS

PAPER POSTER SESSION 3: CEREBROVASCULAR DISEASES 3

CHAIRPERSON:

LASZLO SZTRIIHA, LONDON, UNITED KINGDOM

Poster No

- PP3001** Early discirculatory manifestations in patients with internal carotid artery stenosis
V. Gudumac¹, M. Gavriiliuc¹
¹CHISINAU, MOLDOVA
- PP3002** Lacunar infarcts – clinical and imaging correlations
A. Hancu¹, I. Bulbuc¹, C. Beiu¹
¹CONSTANTA, ROMANIA
- PP3003** Wallenberg syndrome caused by brainstem cavernoma
S. Kibaroglu¹, E. Derle¹, R. Ocal¹, I. Iyigundogdu¹, U.S. Benli¹
¹ANKARA, TURKEY
- PP3004** Disorders of arterial and venous circulation of the brain in patients with antiphospholipid syndrome (APS)
E. Jaganjac¹, Z. Jovanovic¹
¹BELGRADE, SERBIA
- PP3005** Factors predicting progression of malignant brain edema in middle cerebral artery infarction using computed tomography angiography images
K.W. Jo¹
¹BUCHEON, KOREA, REPUBLIC OF
- PP3006** Life style and delayed hospital arrival in Korean stroke patients
K.W. Jo¹
¹BUCHEON, KOREA, REPUBLIC OF
- PP3007** Occlusion of artery of Percheron presenting as acute alteration of level of consciousness
A.M. Jori-Birkas¹, K. Mede¹, E. Osztie¹, Z. Nagy¹, A. Kamondi¹
¹BUDAPEST, HUNGARY
- PP3008** Features of epileptic seizures in a hemorrhagic stroke
M. Karieva¹, G. Rakhimbaeva¹
¹TASHKENT, UZBEKISTAN
- PP3009** Combined intravenous and intra-arterial thrombolysis for acute basilar artery occlusion: the Cypriot experience
B. Kaymakamzade¹, A. Eker¹, S. Akpınar¹
¹NICOSIA, CYPRUS

MONDAY, JUNE 2, 2014

12:30-14:15

PAPER POSTER SESSION 3: CEREBROVASCULAR DISEASES 3 (CONTD.)

CHAIRPERSON:

LASZLO SZTRIIHA, LONDON, UNITED KINGDOM

- | Poster No | |
|---------------|--|
| <u>PP3010</u> | <p>Clinical and radiological characteristics of insular involvement in acute middle cerebral artery infarction
 M.K. Kim¹, B.G. Yoo¹, B.J. Jeon¹, J.H. Lee¹
 ¹BUSAN, KOREA, REPUBLIC OF</p> |
| <u>PP3011</u> | <p>Long-term survival rate for ischemic stroke with hemorrhagic transformation according to the type of hemorrhage
 O.J. Kim¹, S.A. Ahn¹
 ¹SUNGNAM, KOREA, REPUBLIC OF</p> |
| <u>PP3012</u> | <p>Cerebrovascular impairment in hematological patients
 L. Kimševaitė¹
 ¹VILNIUS, LITHUANIA</p> |
| <u>PP3013</u> | <p>Abstract withdrawn</p> |
| <u>PP3014</u> | <p>A case of incidental dolichoectasic vertebrobasillar artery
 D. Kotan¹, P. Polat², S. Sayan¹
 ¹SAKARYA, ²ISTANBUL, TURKEY</p> |
| <u>PP3015</u> | <p>Association of genes ACE and NOS3 in pathological brain vascular deformations
 D.S. Kushaeva, M.M. Yakubova, G.K. Rakhmatullaeva
 TASHKENT, UZBEKISTAN</p> |
| <u>PP3016</u> | <p>Polymorphism D/D of gene ACE as the risk factor of the stroke in the cerebral vascular anomalies
 D.S. Kushaeva, M.M. Yakubova, R.J. Matmurodov
 TASHKENT, UZBEKISTAN</p> |
| <u>PP3017</u> | <p>Development of new prognostic model for predicting early lethal outcome after acute ischemic supratentorial stroke using clinical parameters and parameters of quantitative electroencephalography
 A. Kuznietsov¹, O. Kozyolkin¹
 ¹ZAPORIZHZHYA, UKRAINE</p> |

PAPER POSTER SESSION 3: CEREBROVASCULAR DISEASES 3 (CONTD.)

CHAIRPERSON:

LASZLO SZTRIIHA, LONDON, UNITED KINGDOM

Poster No

- PP3018** Severe acute hypertensive response is associated with poor functional outcome 3 months after ischemic stroke
M. Kwarciany¹, D. Gqsecki¹, K. Kowalczyk¹, A. Rojek¹,
B. Karaszewski¹, K. Narkiewicz¹
¹GDANSK, POLAND
- PP3019** The effect of ouhyul herbal acupuncture point injection on central post-stroke pain: a case series
J.E. Lee¹, K.H. Cho¹, Y.C. Yei¹
¹SEOUL, KOREA, REPUBLIC OF
- PP3020** Occlusion of the Percheron artery; acute bilateral paramedian thalamic and mesencephalic infarcts
A. Leventoglu¹, O.E. Beton¹, M. Demir¹
¹ANKARA, TURKEY
- PP3021** The role of pre-existing migraine in the acute stroke presentation
V. Maticiu¹, I. Moldovanu¹, O. Grosu¹
¹CHISINAU, MOLDOVA, REPUBLIC OF
- PP3022** The role of metalloproteinase gene (MMP-3, MMP-9) in the development of pathological strains in cerebrovascular patients with cephalgic syndrome
R.J. Matmurodov¹, G.K. Rakhmatullaeva¹, K.M. Khalimova¹,
M.M. Yakubova¹
¹TASHKENT, UZBEKISTAN
- PP3023** Glycosylated hemoglobin – a modifiable risk factor for stroke
G. Mihailescu¹, S.M. Nica¹, I.E. Davidescu¹, R.M. Anton¹,
R.B. Ciurea¹, I. Buraga¹
¹BUCHAREST, ROMANIA
- PP3024** Correlation of cerebral hemodynamic changes and neurological symptoms in patients with high grade internal carotid stenosis
M. Militaru¹, A. Militaru¹, M. Simu¹, D. Lighezan¹
¹TIMISOARA, ROMANIA

MONDAY, JUNE 2, 2014

12:30-14:15

PAPER POSTER SESSION 3: CEREBROVASCULAR DISEASES 3 (CONTD.)

CHAIRPERSON:

LASZLO SZTRIIHA, LONDON, UNITED KINGDOM

- | Poster No | |
|---------------|--|
| <u>PP3025</u> | <p>The incidence of hyperglycemia in stroke patients – Stroke unit Banjaluka
 <i>S. Miljkovic¹, D. Đuranovic¹, S. Dragic¹, V. Đajčić¹, Z. Vujkovic¹, D. Racic¹</i>
 ¹BANJALUKA, BOSNIA AND HERZEGOVINA</p> |
| <u>PP3026</u> | <p>Stroke in young adults
 <i>O. Kachemaeva¹, T. Mirsaev¹, R. Magzhanov¹, N. Borisova¹, L. Bogovasova¹</i>
 ¹UFA, RUSSIAN FEDERATION</p> |
| <u>PP3027</u> | <p>Proinflammatory cytokine markers for prediction of ischemic stroke
 <i>Y. Musaeva¹, S. Kuranbaeva¹, F. Yunusov¹</i>
 ¹TASHKENT, UZBEKISTAN</p> |
| <u>PP3028</u> | <p>Functional outcome after deep spontaneous intracerebral hemorrhage
 <i>S.V. Rogoza¹, O.A. Myalovitska¹</i>
 ¹KIEV, UKRAINE</p> |
| <u>PP3029</u> | <p>Prehospital stroke scale including atrial fibrillation (TOPSPIN) can be useful to distinguish ischemic stroke from cerebral hemorrhage in Japanese severe stroke patients
 <i>N. Nakai¹, H. Moriyoshi¹, A. Ogura¹, S. Nishida¹, Y. Ito¹, T. Yasuda¹</i>
 ¹TOYOTA, JAPAN</p> |
| <u>PP3030</u> | <p>An atypical case of deep cerebral venous thrombosis
 <i>D. Necioglu Orken¹, E. Uysal¹, Z. Tanriverdi¹, E. Kivrak¹</i>
 ¹ISTANBUL, TURKEY</p> |
| <u>PP3031</u> | <p>The content of biogenic amines in the blood serum and the content 2,3-diphosphoglyceratis in erythrocytes in young patients with spondylogenic vertebrobasilar insufficiency
 <i>N. Nekrasova¹, I. Grygorova¹, V. Bortnovskaya¹</i>
 ¹KHARKIV, UKRAINE</p> |

PAPER POSTER SESSION 3: CEREBROVASCULAR DISEASES 3 (CONTD.)

CHAIRPERSON:

LASZLO SZTRIHA, LONDON, UNITED KINGDOM

Poster No

PP3032 Abstract withdrawn

PP3033 Abstract withdrawn

PP3034 Analysis of 63 patients with cerebral venous thrombosis in a territory center in Istanbul
O. Ozturk¹, H. Horozoglu^{1,2}, I. Midi¹, N. Afsar¹, S. Aktan¹
¹ISTANBUL, ²TEKIRDAG, TURKEY

MONDAY, JUNE 2, 2014

12:30-14:15

PAPER POSTER SESSION 3: CHILD NEUROLOGY

CHAIRPERSON:

MARIA MORELLI, MILAN, ITALY

Poster No

- PP3035** Rare presentation of subacute sclerosing panencephalitis: an acute fulminant course
S. Ayta¹, B. Şirin¹, M.A. Ünsal Çakmak¹, H.N. Selçuk Duru¹, M. Eevli¹
¹ISTANBUL, TURKEY
- PP3036** Risk factors for epilepsy in children in the Republic of Moldova
C. Calcii¹, I. Illiciuc¹, S. Hadjiu¹
¹CHISINAU, MOLDOVA, REPUBLIC OF
- PP3037** Cavernoma-related epilepsy in children – Questions regarding its approach and follow-up
T. Galdes¹, C. Fernandes¹, J.P. Monteiro¹
¹ALMADA, PORTUGAL
- PP3038** An adult Joubert syndrome case originated from Western Anatolia
F. Gulec Uyaroglu¹, U. Sener¹, Y. Zorlu¹
¹ZMIR, TURKEY
- PP3039** The role of ciliary neurotrophic factor (CNTF) in the treatment of specific developmental motor disorders in infants
E. Hadjiu¹, S. Hadjiu¹, N. Revenco¹, C. Calcii¹, I. Illiciuc¹
¹CHISINAU, MOLDOVA
- PP3040** Structure and clinical features of 56 children with developmental and benign movement disorders
N. Kuzmina¹, Z. Rafikova¹, Y. Khakimova¹, L. Sahieva¹
¹TASHKENT, UZBEKISTAN
- PP3041** Early postoperative neurological complications in patients with congenital heart disease
M. Nurmukhamedova¹
¹TASHKENT, UZBEKISTAN
- PP3042** Transcranial direct current stimulation in the treatment of attention deficit hyperactivity disorder (ADHD) in children aged 7-12 years
O. Shugar¹, V. Bronnikov¹
¹PERM, RUSSIAN FEDERATION

PAPER POSTER SESSION 3: CHILD NEUROLOGY (CONTD.)

CHAIRPERSON:

MARIA MORELLI, MILAN, ITALY

Poster No

- PP3043** Seizures in hemorrhagic stroke of young children
N.M. Tulyaganova¹, F.N. Samadov¹, Z.D. Saidazizova¹
¹TASHKENT, UZBEKISTAN
- PP3044** Headache in Russian adolescents: frequency, structure according to the international classification of headache disorders – 2nd edition (ICHD-II) criteria, and age-gender differences
A. Vityutneva¹, S. Tereshchenko¹, L. Vasileva¹, N. Gorbacheva¹, M. Shubina¹
¹KRASNOYARSK, RUSSIAN FEDERATION
- PP3045** Intermittent diazepam versus continuous phenobarbital to prevent recurrence of febrile seizures: a randomized controlled trial
M. Salehi Omran¹, A. Ghabeli Juibary²
¹BABOL, ²MASHHAD, IRAN, ISLAMIC REPUBLIC OF
- PP3046** Neurobehavioral performance in novel object recognition test in mice which were exposed during whole gestation to different doses of valproic acid
J. Podgorac¹, B. Janac¹, V. Pešić¹, S. Sekulić², L. Martać¹, I. Čapo²
¹BELGRADE, ²NOVI SAD, SERBIA
- PP3047** Role of oral myorelaxants in complex therapy of children with cerebral palsy
A. Yakovlev¹, J. Trishina¹, L. Shalkevich¹
¹MINSK, BELARUS
- PP3048** Pseudotumor cerebri revealing aldosterone-producing adrenal adenoma
M. Zouari¹, E. Kamoun¹, E. Farhat¹, F. Hentati¹
¹TUNIS, TUNISIA
- PP3049** New diagnostic technology in the prediction and evaluation of effective treatment of newborns with hypoxic brain lesions
B. Burov¹
¹TASHKENT, UZBEKISTAN

MONDAY, JUNE 2, 2014

12:30-14:15

PAPER POSTER SESSION 3: COGNITIVE NEUROLOGY/ NEUROPSYCHOLOGY

CHAIRPERSON:

STEVEN LAUREYS, LIÈGE, BELGIUM (TBC)

CO-CHAIR:

DANIEL KONDZIELLA, COPENHAGEN, DENMARK

Poster No

- PP3050** A double dissociation in virtual reality based episodic memory abilities: case studies of two adolescents with medial temporal and frontal brain lesions
M. Abram^{1,2}, M.-L. Cuny², L. Picard³, P. Piolino^{1,2}
¹BOULOGNE BILLANCOURT, ²PARIS, ³BESANÇON, FRANCE
- PP3051** EEG markers in a sample of children with attention deficit hyper activity disorder
E.A. Awad^{1,2}, E.M. Shorb³, H.M.F. Hendawy³
¹HAIL, SAUDI ARABIA, ²TRONDHEIM, NORWAY, ³CAIRO, EGYPT
- PP3052** Normative data for the Arabic version of the Mattis dementia rating scale
M. Benabdeljlil¹, S. Sanhaji¹, I. El Argoub¹, F. Boutbibe¹, C. Lemaréchal¹, M. El Alaoui Faris¹
¹RABAT, MOROCCO
- PP3053** Moroccan Arabic adaptation and standardization of the Free and Cued Selective Reminding Test
M. Benabdeljlil¹, A. Azdad¹, A. El Haimer¹, F. Boutbibe¹, M. El Alaoui Faris¹
¹RABAT, MOROCCO
- PP3054** Prediction of driving performance in patients with Parkinson's disease: preliminary findings on the role of the Comprehensive Trail Making Test
I.N. Beratis¹, N. Andronas¹, A. Economou¹, D. Pavlou¹, A. Liozidou¹, R. Antonellou¹, G. Yannisi¹, L. Stefanis¹, S.G. Papageorgiou¹
¹ATHENS, GREECE
- PP3055** Blood flow velocity changes in anterior cerebral arteries during cognitive tasks performance in left-handed subjects
M. Boban¹, K. Lalić¹, B. Malojčić¹, A. Junaković¹
¹ZAGREB, CROATIA
- PP3056** Correction of cognitive impairment in patients with vascular brain damage
O. Bondar¹, V. Yavorskaya¹, I. Chernenko¹
¹KHARKOV, UKRAINE

PAPER POSTER SESSION 3: COGNITIVE NEUROLOGY/
NEUROPSYCHOLOGY (CONTD.)

CHAIRPERSON:

STEVEN LAUREYS, LIÈGE, BELGIUM (TBC)

CO-CHAIR:

DANIEL KONDZIELLA, COPENHAGEN, DENMARK

Poster No

- PP3057** Fear recognition impairment in autoimmune limbic encephalitis: a case study
A. Dodich¹, C. Crespi¹, C. Cerami¹, A. Marcone¹, N. Canessa¹, A. Falini¹, R. Guido¹, S.F. Cappa^{1,2}
¹MILAN, ²PAVIA, ITALY
- PP3058** A multimodal BCI for communication and assessment of consciousness in non-responsive patients
A. Espinosa¹, M. Bruckner¹, Q. Noirhomme², S. Laureys², C. Guger¹
¹GRAZ, AUSTRIA, ²LIEGE, BELGIUM
- PP3059** Visual memory binding in young versus older adults
I. Gazova^{1,2}, J. Laczó^{1,2}, I. Mokrisova^{1,2}, E. Hyncicova², H. Markova^{1,2}, J. Cerman¹, O. Lerch¹, R. Andel^{2,3}, J. Hort^{1,2}
¹PRAGUE, ²BRNO, CZECH REPUBLIC, ³TAMPA, UNITED STATES
- PP3060** Vascular risk factors and associated diseases, not focal brain lesions, determine deficits of reward-based reversal learning in acute basal ganglia stroke
U.K. Seidel¹, J. Gronewold¹, M. Wicking¹, C. Bellebaum², D.M. Hermann¹
¹ESSEN, GERMANY, ²OSLO, NORWAY
- PP3061** Physical, cognitive and emotional factors contributing to quality of life, functional health and participation in community dwelling in chronic kidney disease
U.K. Seidel¹, J. Gronewold¹, M. Volsek¹, O. Todica¹, A. Kribben¹, H. Bruck¹, D.M. Hermann¹
¹ESSEN, GERMANY
- PP3062** The association between the Expanded Disability Status Scale (EDSS) and cognitive function in patients with relapsing remitting multiple sclerosis
S. Jónsdóttir¹, H. Hjaltason¹, S. Thráinsdóttir¹
¹REYKJAVÍK, ICELAND

MONDAY, JUNE 2, 2014

12:30-14:15

PAPER POSTER SESSION 3: COGNITIVE NEUROLOGY/
NEUROPSYCHOLOGY (CONTD.)

CHAIRPERSON:

STEVEN LAUREYS, LIÈGE, BELGIUM (TBC)

CO-CHAIR:

DANIEL KONDZIELLA, COPENHAGEN, DENMARK

Poster No

- PP3063** Relationship between side of onset and number of spatial errors measured by Rey-Osterrieth complex figure test in Parkinson's disease
N. Kovacs¹, G. Deli¹, T. Lucza¹, E. Bosnyák¹, S. Komoly¹, J. Janszky¹, Z. Aschermann¹, R. Horváth¹, P. Ács¹, K. Karádi¹
¹PÉCS, HUNGARY
- PP3064** -2518 A/G polymorphism of the monocyte chemoattractant protein-1 (MCP-1) gene in Tunisian Alzheimer patients in relation to β -amyloid (1-42)
K. Limem¹, M.A. Smach¹, J. Hafssa¹, B. Charfeddine¹, H. Sridi¹, S. Benammou¹
¹SOUSSE, TUNISIA
- PP3065** Value of immunological factors in the forecast of consequences of acute period of pediatric stroke in children of early age
H. Maksudova¹, N.S. Kosimova¹
¹TASHKENT, UZBEKISTAN
- PP3066** Impairment of subtle language in patients with traumatic brain injury
M. Rousseaux¹, P. Dei Cas¹, S. Gossery¹, C. Jaman¹, L. Level¹
¹LILLE, FRANCE
- PP3067** Retest reliability of event-related potentials in unresponsive patients
B. Schorr^{1,2}, W. Schlee³, I.-T. Kolassa², A. Bender^{1,4}
¹BURGAU, ²ULM, ³REGENSBURG, ⁴MUNICH, GERMANY
- PP3068** SHANK3 gene polymorphisms and schizophrenic patients in Tunisia
M.A. Smach¹, J. Hafssa¹, B. Charfeddine¹, S. Bannour¹, H. Dridi¹, K. Limem¹
¹SOUSSE, TUNISIA
- PP3069** Correlation of the Epworth scale with impaired memory evocation
V. Cano-Nigenda¹, J. Echeverría-Vargas¹, M. Sierra-Beltrán¹
¹DISTRITO FEDERAL, MEXICO

PAPER POSTER SESSION 3: COGNITIVE NEUROLOGY/
NEUROPSYCHOLOGY (CONTD.)

CHAIRPERSON:

STEVEN LAUREYS, LIÈGE, BELGIUM (TBC)

CO-CHAIR:

DANIEL KONDZIELLA, COPENHAGEN, DENMARK

Poster No

- PP3070** Piracetam effectiveness in post stroke aphasia
A. Chahidi^{1,2}, M. Chraa², N. Kissani²
¹PARIS, FRANCE, ²MARRAKECH, MOROCCO
- PP3071** Cognitive differences in minimal hepatic encephalopathy between alcoholic and viral compensated liver cirrhosis
H.-C. Choi¹, K.-T. Suk¹, C.-H. Kim¹, J.-H. Shon¹
¹CHUNCHEON, KOREA, REPUBLIC OF
- PP3072** Self-assessment of performance in cognitive testing: preliminary evidence of differences between healthy elderly and MCI patients
S. Fragkiadaki¹, I. Beratis¹, D. Kontaxopoulou¹, N. Andronas¹, A. Liozidou¹, A. Economou¹, M. Kosmidis², S. Papageorgiou¹
¹ATHENS, ²THESSALONIKI, GREECE
- PP3073** Anton syndrome due to a giant hypophysial adenoma
F. Gulec Uyaroglu¹, U. Sener¹, Y. Akdeniz¹, Y. Zorlu¹
¹IZMIR, TURKEY
- PP3074** Clinico-neurophysiologic features of cognitive disturbances in patients with hypertensive encephalopathy
D. Haydarova¹, Y.N. Madjidova¹
¹TASHKENT, UZBEKISTAN
- PP3075** Case study presentation of Marchiafava-Bignami syndrome – surprise final diagnosis discovery of seemingly clear and cut case
D.B. Jovanovic¹
¹BELGRADE, SERBIA
- PP3076** Charles Bonnet syndrome: a report of two cases
S. Keskin Güler¹, N. Gunes¹, B. Gokce Cokal¹, M. Yurtdas¹, T. Yoldas¹
¹ANKARA, TURKEY
- PP3077** The neurocognitive effect of metformin treatment and diabetic diet on newly diagnosed type 2 diabetes mellitus patients
C. Celikkol¹, Y. Kaya², S. Kibaroglu¹, E. Derle¹, R. Ocal¹, M. Kilinç¹, U.S. Benli¹
¹ANKARA, ²ISTANBUL, TURKEY

MONDAY, JUNE 2, 2014

12:30-14:15

PAPER POSTER SESSION 3: COGNITIVE NEUROLOGY/
NEUROPSYCHOLOGY (CONTD.)

CHAIRPERSON:

STEVEN LAUREYS, LIÈGE, BELGIUM (TBC)

CO-CHAIR:

DANIEL KONDZIELLA, COPENHAGEN, DENMARK

Poster No

- PP3078** **The relation between intentional and incidental memory in healthy young versus older individuals**
D. Kontaxopoulou¹, I. Beratis¹, S. Fragkiadaki¹, A. Economou¹,
N. Andronas¹, D. Pavlou¹, J. Papatriantafyllou¹,
S. Papageorgiou¹
¹ATHENS, GREECE
- PP3079** **Abstract withdrawn**
- PP3080** **Does event-related potential P300 component predict memory recall?**
A.S. Malik¹, H.U. Amin¹, W.-T. Chooi², M. Hussain³, N. Kamel¹,
N. Badruddin¹
¹TRONOH, ²PENANG, MALAYSIA, ³RIYADH, SAUDI ARABIA
- PP3081** **QEEG based nonlinear analysis of physiological conditions for alcoholics: a preliminary study**
A.S. Malik¹, W. Mumtaz¹, L. Xia¹
¹TRONOH, MALAYSIA
- PP3082** **The influence of poor sleep quality on the development of acute cognitive disorders in acute cardiac care unit patients**
A. Quka¹, I. Sharka¹, M. Papajani¹, S. Mijo¹, F. Myslimi¹, H. Doci¹,
M. Rakacolli¹
¹TIRANA, ALBANIA
- PP3083** **The effect of Cavinton on cognitive-mnemonic function in patients with encephalopathy of different genesis**
A. Fedulau¹, V. Lohinau¹, K. Tsurko¹, T. Rudkouskaya¹,
L. Morzhina¹
¹MINSK, BELARUS
- PP3084** **Predictors of progression in mild cognitive impairment: focus on comorbidity and medication use**
Y. Shim¹, S. Choi², S. Kim²
¹SEOUL, ²INCHEON, KOREA, REPUBLIC OF

PAPER POSTER SESSION 3: COGNITIVE NEUROLOGY/
NEUROPSYCHOLOGY (CONTD.)

CHAIRPERSON:

STEVEN LAUREYS, LIÈGE, BELGIUM (TBC)

CO-CHAIR:

DANIEL KONDZIELLA, COPENHAGEN, DENMARK

Poster No

- PP3085** Unawareness for cognitive and motor abilities in the left and right hemisphere of stroke patients
T.A. Sorokina¹, V.N. Grigorieva¹, V.N. Nesterova¹
¹NIZHNIY NOVGOROD, RUSSIAN FEDERATION
- PP3086** Does stroke affect diabetes mellitus induced cognitive impairment?
M. Valkova¹, B. Stamenov¹, N. Totsev¹, D. Peychinska¹,
E. Tzolova²
¹PLEVEN, ²SOFIA, BULGARIA
- PP3087** Abstract withdrawn
- PP3088** The effect of carotid artery stenting on cognitive function in patients with carotid artery stenosis: a prospective, 3-month follow-up study
B.-A. Yoon¹, K.-W. Park¹
¹BUSAN, KOREA, REPUBLIC OF

MONDAY, JUNE 2, 2014

12:30-14:15

**PAPER POSTER SESSION 3: CRITICAL CARE;
NEUROTRAUMATOLOGY****CHAIRPERSON:**

NICOLA LATRONICO, BRESCIA, ITALY

- | Poster No | |
|---------------|---|
| <u>PP3089</u> | Delayed neurological complications after lightning injuries: results from a case series
R. Backhaus ¹ , L. Kirzinger ¹ , S. Platen ¹ , R. Luerding ¹ , I. Kleiter ² , B. Schalke ¹
¹ REGENSBURG, ² BOCHUM, GERMANY |
| <u>PP3090</u> | Respiratory failure in the Neurology Intensive Care Unit (NICU) – difference between central (CNL) and peripheral motor neuron lesion (PMNL)
I. Berisavac ¹ , P. Stanarcevic ¹ , D. Jovanovic ¹ , M. Ercegovic ¹ , V. Padjen ¹ , M. Stefanovic-Budimkic ¹ , L. Beslac-Bumbasirevic ¹
¹ BELGRADE, SERBIA |
| <u>PP3091</u> | Pacemaker-induced pseudo-myoclonic status epilepticus following cardiac surgery for infective endocarditis in a young patient with rheumatoid arthritis and embolic cerebellar stroke
F.M. Branco Germiniani ¹ , M.C. Lange ¹ , V.F. Zétola ¹ , L.D.C. Pereira da Cunha ¹ , J. Koslyk ¹ , J. Kristochik ¹ , G. Tansini ¹ , A.L. Canteri ¹ , R. Cirino ¹ , A. Moro ¹ , W.O. Arruda ¹ , H.A.G. Teive ¹
¹ CURITIBA, BRAZIL |
| <u>PP3092</u> | Socio-economic status does not influence the mortality rates in stroke patients – a nationwide population based research in Taiwan
T. Ha ¹ , D. Harnod ¹ , T. Harnod ¹ , C.-H. Chang ¹ , R.-E. Chang ¹ , M. Huei-Ming Ma ¹
¹ TAIPEI, TAIWAN |
| <u>PP3093</u> | Post-partum posterior reversible encephalopathy syndrome in a pre-eclamptic woman with twin pregnancy
R. Jura ¹ , I. Srotova ¹ , P. Janku ¹ , B. Adamova ¹
¹ BRNO, CZECH REPUBLIC |
| <u>PP3094</u> | EEG patterns in patients with minimally conscious state and vegetative state
T. Kherkheulidze ¹ , M. Beridze ¹ , M. Khaburdzania ¹ , S. Mataradze ¹
¹ TBILISI, GEORGIA |

PAPER POSTER SESSION 3: CRITICAL CARE; NEUROTRAUMATOLOGY
(CONTD.)

CHAIRPERSON:

NICOLA LATRONICO, BRESCIA, ITALY

Poster No

- PP3095** Abstract withdrawn
- PP3096** Effects of low molecular weight hydroxyethyl starch on blood brain permeability and brain edema following traumatic brain injury in rats
F. Liu¹
¹COLUMBUS, UNITED STATES
- PP3097** Cerebral imaging findings and neurologic outcome of methanol poisoning
R. Mihailescu¹, O. Bajenaru¹, E. Copaciu¹, C. Pop¹, A. Ene¹
¹Bucharest, Romania
- PP3098** Abstract withdrawn
- PP3099** Limited efficacy of engrafted neural stem and progenitor cells for severe spinal cord injury
K. Yokota¹, S. Okada¹, K. Kobayakawa¹, T. Saito¹, Y. Iwamoto¹
¹FUKUOKA, JAPAN
- PP3100** The value of APACHE II, NIH and FOUR scores for determination of early prognosis in acute ischemic stroke
N. Yildirim¹, U. Sener¹, Y. Zorlu¹
¹IZMIR, TURKEY
- PP3101** Changes of blood supply in patients who have suffered head injuries of various degrees of severity
O. Bondar¹, V. Yavorskaya¹, I. Chernenko¹
¹KHARKOV, UKRAINE
- PP3102** A systemic review and meta-analysis of the impact of peri-operative antiplatelets and anti-coagulants on the clinical course of chronic subdural haematoma
A.E.Z.E. Elmahdi¹
¹DUBLIN, IRELAND

MONDAY, JUNE 2, 2014

12:30-14:15

PAPER POSTER SESSION 3: CRITICAL CARE; NEUROTRAUMATOLOGY
(CONTD.)

CHAIRPERSON:

NICOLA LATRONICO, BRESCIA, ITALY

Poster No

- PP3103** Adult case with isolated complex III deficiency of the mitochondrial respiratory chain presenting acute encephalopathy
M. Eriguchi¹, M. Yukitake², T. Oka¹, K. Tanaka², Y. Shigematsu³, H. Sugie⁴, I. Nishino⁵, K. Murayama⁶, H. Hara¹
¹SAGA, ²ISHIKAWA, ³FUKUI, ⁴TOCHIGI, ⁵TOKYO, ⁶CHIBA, JAPAN
- PP3104** A case of non-convulsive status epilepticus in acute ischemic stroke
Y. Fris¹
¹MOSCOW, RUSSIAN FEDERATION
- PP3105** Establishment of new focal weight drop model of traumatic brain injury
T. Ghadiri Garjan¹, M. Sharifzadeh¹, A. Gorji²
¹TEHRAN, IRAN, ISLAMIC REPUBLIC OF, ²MUENSTER, GERMANY
- PP3106** Therapeutic plasma exchange for neurologic disorders: single center experiences
A. Güler¹, H. Şirin¹, A. Donmez², N. Celebisoy¹, M. Cömert¹
¹IZMIR, TURKEY
- PP3107** Acute hyperglycemia exacerbates functional outcomes in human and mouse spinal cord injury via NF-κB pathway
K. Kobayakawa¹, H. Saiwai¹, H. Kumamaru¹, K. Kubota¹, K. Yokota¹, Y. Ohkawa¹, J. Kishimoto¹, R. Ideta², K. Shiba², H. Tozaki-Saitoh¹, K. Inoue¹, Y. Iwamoto¹, S. Okada¹
¹FUKUOKA, ²IZUKA, JAPAN

PAPER POSTER SESSION 3: EPILEPSY 2

CHAIRPERSONS:

PETER NÜRNBERG, COLOGNE, GERMANY

PASQUALE STRIANO, GENOVA, ITALY

CO-CHAIR:

NASIR MIRZA, LIVERPOOL, UK

Poster No

- PP3108** **Epilepsy and its investigation in a GIS environment**
P. Kastreva¹, S. Kastrev¹
¹BLAGOEVGRAD, BULGARIA
- PP3109** **Clinical features of seizures in patients with human immunodeficiency virus infection: a retrospective single-center study**
H.K. Kim¹, H.J. Kim¹, B.S. Chin¹, H.S. Shin¹
¹SEOUL, KOREA, REPUBLIC OF
- PP3110** **Should we consider intravenous levetiracetam an option in the management of status epilepticus and acute exacerbation of seizures in children?**
B.F. Kirmani¹, W. Hastings¹, O. Khan², R. Castillo¹, J. Aceves¹
¹TEMPLE, ²CHICAGO, UNITED STATES
- PP3111** **Prevalence of intellectual impairment in idiopathic and symptomatic epilepsy**
A. Kostylev¹, N. Pizova¹
¹YAROSLAVL, RUSSIAN FEDERATION
- PP3112** **Localizing value of ictal electroencephalography in sleep in patients with mesial temporal lobe epilepsy**
M.M. Kovačević¹, A.J. Ristić¹, N. Vojvodić¹, S. Janković¹,
D. Sokić¹, V. Bašćarević¹
¹BELGRADE, SERBIA
- PP3113** **Epilepsy and depression**
Y.Ş. Kurtulmuş¹, H. Mısırlı¹, F. Mayda Domaç¹, Ü.B. Semiz¹
¹ISTANBUL, TURKEY
- PP3114** **Frequency and risk factors for seizures in Alzheimer's disease and vascular dementia**
R. Manso-Calderón¹, P. Cacabelos¹, M.D. Sevillano¹,
M.E. Herrero², M. Moreno³, M.T. García³
¹SALAMANCA, ²PONFERRADA, ³ÁVILA, SPAIN
- PP3115** **Epilepsy and sleep quality**
Y.Ş. Kurtulmuş¹, F. Mayda Domaç¹, H. Mısırlı¹, Ü.B. Semiz¹
¹ISTANBUL, TURKEY

MONDAY, JUNE 2, 2014

12:30-14:15

PAPER POSTER SESSION 3: EPILEPSY 2 (CONTD.)

CHAIRPERSONS:

PETER NÜRNBERG, COLOGNE, GERMANY

PASQUALE STRIANO, GENOVA, ITALY

CO-CHAIR:

NASIR MIRZA, LIVERPOOL, UK

Poster No	
<u>PP3116</u>	Clinical experience with perampanel in a regional epilepsy clinic H. Coyle ¹ , R. Mohanraj ^{1,2} ¹ SALFORD, ² MANCHESTER, UNITED KINGDOM
<u>PP3117</u>	Oro-facial automatisms in temporal lobe epilepsy J. Morgado ¹ , A.R. Peralta ¹ , C. Bentes ¹ ¹ LISBON, PORTUGAL
<u>PP3118</u>	Newly developed nocturnal 2' generalized seizure as a cause of intractability after anterior temporal lobectomy S. Park ¹ , M.-K. Lee ¹ , D.-H. Lee ¹ , S.-J. Jung ¹ ¹ SEOUL, KOREA, REPUBLIC OF
<u>PP3119</u>	Long-term prognosis of juvenile myoclonic epilepsy N. Pietrafusa ¹ , A. La Neve ¹ ¹ BARI, ITALY
<u>PP3120</u>	To the issue of somatic comorbidity influence on the course of epilepsy A. Prokhorova ¹ , N. Tuychibaeva ¹ , N. Mansurova ¹ ¹ TASHKENT, UZBEKISTAN
<u>PP3121</u>	Concordance rate between EEG and MRI findings in focal epilepsy in a pediatric population with pictorial review D. Rohit ¹ , P.H. Tang ¹ , D. Chan ¹ ¹ SINGAPORE, SINGAPORE
<u>PP3122</u>	Autosomal dominant cortical tremor, myoclonus and epilepsy: psychiatric features L. Santulli ¹ , A. Coppola ¹ , C. Caccavale ¹ , P. Striano ² , S. Striano ¹ , L. Del Gaudio ¹ ¹ NAPLES, ² GENOVA, ITALY
<u>PP3123</u>	The frequency of SNP A118G of the mu opioid receptor gene and the SNP C3534T of the MDR1 gene in patients with tramadol induced seizure N.M. Shalaby ¹ , D. Enaba ¹ , H. El-Baz ¹ , A. Zahra ² , N. Kishk ¹ ¹ CAIRO, ² EL-FAYOUM, EGYPT

PAPER POSTER SESSION 3: EPILEPSY 2 (CONTD.)

CHAIRPERSONS:

PETER NÜRNBERG, COLOGNE, GERMANY

PASQUALE STRIANO, GENOVA, ITALY

CO-CHAIR:

NASIR MIRZA, LIVERPOOL, UK

Poster No

- PP3124** Impact of no-tropics on convulsive readiness of the brain
N. Shastun¹
¹DNIPROPETROVSK, UKRAINE
- PP3125** The effects on cognitive function of topiramate compared to valproate in children with benign Rolandic epilepsy
M. Sigatullina¹, S. Shamansurov¹, N. Mirsaidova¹,
N. Tuychibaeva¹
¹TASHKENT, UZBEKISTAN
- PP3126** Effects of cytidine 5'-diphosphocholine (CDP-choline) on seizure-induced neuron death
H.K. Song¹, H.C. Choi², J.S. Bae¹, J.H. Lee¹, S.W. Suh²
¹SEOUL, ²CHOONCHUN, KOREA, REPUBLIC OF
- PP3127** Prevalence of vascular epilepsies after stroke. Neurology department, Fann hospital in Dakar, Senegal
P.E.G. Sounga Bandzouzi¹, Z. Kone¹, D. Motoula¹, L. Noutsu¹,
K. Toure¹, M.M. Ndiaye¹
¹DAKAR, SENEGAL
- PP3128** Kleine-Levin syndrome as a manifestation of anti-NMDAR encephalitis
S. Sousa¹, F. Pita¹, C. Carmona¹, R. Guerreiro¹
¹CASCAIS, PORTUGAL
- PP3129** EEG, hallucinatory seizures and sociocultural implications in a West African country – Senegal
A.D. Sow¹, A.M. Basse¹, L.B. Seck¹
¹DAKAR, SENEGAL
- PP3130** Cortical reflex focal motor seizures in an adult with chronic hemispheric autoimmune encephalitis
M. Stefanatou¹, V. Tsirka¹, M. Koutroumanidis¹
¹LONDON, UNITED KINGDOM
- PP3131** A novel intronic variant of SCN1A gene responsible for severe epileptic encephalopathy with refractory status epilepticus
C. Stipa¹, F. Bisulli¹, L. Licchetta¹, L. Alvisi¹, F. Zara², E. Gennaro²,
A. Pini¹, G. Gobbi¹, P. Tinuper¹
¹BOLOGNA, ²GENOVA, ITALY

MONDAY, JUNE 2, 2014

12:30-14:15

PAPER POSTER SESSION 3: EPILEPSY 2 (CONTD.)

CHAIRPERSONS:

PETER NÜRNBERG, COLOGNE, GERMANY

PASQUALE STRIANO, GENOVA, ITALY

CO-CHAIR:

NASIR MIRZA, LIVERPOOL, UK

Poster No

- PP3132** **New management of status epilepticus.
The power of leacosamide**
A. Suller Marti¹, J.A. Mauri Lerda¹, C. García Árguedas¹,
J.L. Camacho Velásquez¹, E. Bellosta Diago¹
¹ZARAGOZA, SPAIN
- PP3133** **Epileptic seizures in patients with low cerebral contusion foci**
I. Trifonov¹, V. Krylov¹, A. Talypov¹
¹MOSCOW, RUSSIAN FEDERATION
- PP3134** **Fixation loss sensitivity in a child patient with symptomatic
occipital epilepsy: a case presentation**
T. Uyar¹, P. Topaloğlu Tektürk¹, Z. Yapıcı¹, M. Eraksoy¹,
A. Gökyiğit¹
¹ISTANBUL, TURKEY
- PP3135** **Improving seizure risk management for patients with acute
neurological insults: a re-audit following local evidence based
guideline introduction**
R.K. Varma¹, H. Grote¹, H. Cock¹
¹LONDON, UNITED KINGDOM
- PP3136** **Epilepsia partialis continua associated with non-ketotic
hyperglycemia: a case report**
A. Yılmaz¹, M. Calik¹, K. Muzaffer¹
¹SAMSUN, TURKEY
- PP3137** **Epileptic seizures in multiple sclerosis patients**
K. Zeqiraj¹, N. Shatri¹, J. Kruja², A. Blyta¹, E. Isaku¹, N. Dakaj¹,
F. Jashari³
¹PRISTINA, ²TIRANA, ALBANIA, ³UMEÅ, SWEDEN
- PP3138** **Clinical features of adult onset neuronal ceroid lipofuscinosis:
a long-term follow-up of two siblings**
B. Zeydan¹, M.S. Delil¹, C. Ozkara¹, M. Muano², T. Joensuu²,
A. Palotie^{2,3,4}, S. Berkovic⁵, A.-E. Lehesjoki²
¹ISTANBUL, TURKEY, ²HELSINKI, FINLAND, ³CAMBRIDGE, UNITED KINGDOM,
⁴CAMBRIDGE, UNITED STATES, ⁵MELBOURNE, AUSTRALIA

PAPER POSTER SESSION 3: EPILEPSY 2 (CONTD.)

CHAIRPERSONS:

PETER NÜRNBERG, COLOGNE, GERMANY

PASQUALE STRIANO, GENOVA, ITALY

CO-CHAIR:

NASIR MIRZA, LIVERPOOL, UK

Poster No

- PP3139** **Determinants of depression among patients with epilepsy in Athens, Greece**
P. Zis¹, P. Yfanti¹, A. Siatouni¹, A. Tavernarakis¹, S. Gatzonis¹
¹ATHENS, GREECE
- PP3140** **Electroencephalographic patterns recorded by continuous video-EEG monitoring in critically ill patients with altered mental status**
E. Altindag¹, Z.V. Okudan¹, S.T. Özkan¹, Y. Krespi¹, B. Baykan¹
¹ISTANBUL, TURKEY
- PP3141** **The comprehensive diagnostic approach to epileptic encephalopathy in children**
D. Aminova¹, G. Sadikova¹
¹TASHKENT, UZBEKISTAN
- PP3142** **Abstract withdrawn**
- PP3143** **Effect of oxcarbazepine (Oxapine) on cognitive functions in epilepsy**
R.B. Azizova¹, G.S. Rakhimbaeva¹, Y.A. Musaeva¹
¹TASHKENT, UZBEKISTAN
- PP3144** **Abstract withdrawn**
- PP3145** **Valproic acid induced non-epileptic negative myoclonus**
U. Celebi¹, N.F. Tascilar¹, A. Varol¹, M. Acikgoz¹
¹ZONGULDAK, TURKEY
- PP3146** **Autoimmune epilepsy – diagnosis, therapeutic remarks and outcome**
L. Craciun¹, I. Mindruta¹, C. Tiu¹, F. Antochi¹, A.M. Cobzaru¹, C.I. Coclitu¹, O. Bajenaru¹
¹BUCHAREST, ROMANIA
- PP3147** **Efficacy and safety of Zonisamide as 1st add on therapy in Indian adults with partial, generalized or combined seizures: a sub-analysis**
A. Dash¹, S. Ravat¹, B. Jyothi², B. Demudubabu³, V. Kumar⁴, V. Bajpai⁵, D. Kaur¹, S. Mishra¹

MONDAY, JUNE 2, 2014

12:30-14:15

PAPER POSTER SESSION 3: EPILEPSY 2 (CONTD.)

CHAIRPERSONS:

PETER NÜRNBERG, COLOGNE, GERMANY

PASQUALE STRIANO, GENOVA, ITALY

CO-CHAIR:

NASIR MIRZA, LIVERPOOL, UK

Poster No

¹MUMBAI, ²HYDERABAD, ³VISHAKAPATNAM, ⁴NOIDA, ⁵LUCKNOW, INDIA**PP3148** Efficacy and tolerability of zonisamide in partial onset seizures in Indian adults: a sub-analysisA. Dash¹, R. Divatia², A. Srinivasan³, R. Achtni⁴, A.A. Biniwale⁵, A. Kiran⁶, R. Narayana⁷, B. Varkey⁸¹MUMBAI, ²AHMEDABAD, ³CHENNAI, ⁴NEW DELHI, ⁵PUNE, ⁶SECUNDERABAD, ⁷VISHAKAPATNAM, ⁸KOCHI, INDIA**PP3149** Hypothalamic hamartoma associated epilepsy – not always gelastic, not always refractoryC. Fernandes¹, N. Ferreira¹¹ALMADA, PORTUGAL**PP3150** Online epilepsy counseling in Croatia: what do the users want to know?L. Friedrich¹, I. Bielen¹¹ZAGREB, CROATIA**PP3151** Comparison of the psychiatric features between conversion disorder and epilepsy patients with non-intractable seizuresE. Ozkorumak¹, S. Gazioglu¹, A. Tiryaki¹, S.K. Velioglu¹, P. Kizilay¹¹TRABZON, TURKEY**PP3152** Congenital bilateral perisylvian syndrome: a case reportS. Gazioglu¹, V. Altunayoglu Cakmak¹, I. Eyuboglu¹, R. Akpinar¹, S.K. Velioglu¹¹TRABZON, TURKEY**PP3153** Epilepsy: a rare manifestation of Fahr's syndromeO. Hdiji¹, I. Bouchhima¹, E. Turki¹, M. Damak¹, M.I. Miladi¹, C. Mhiri¹¹SFAX, TUNISIA**PP3154** Clinical outcomes of non-convulsive status epilepticusH. Jeon¹, J. Kang²¹ULSAN, ²BUSAN, KOREA, REPUBLIC OF

PAPER POSTER SESSION 3: EPILEPSY 2 (CONTD.)

CHAIRPERSONS:

PETER NÜRNBERG, COLOGNE, GERMANY

PASQUALE STRIANO, GENOVA, ITALY

CO-CHAIR:

NASIR MIRZA, LIVERPOOL, UK

Poster No

- PP3155** Cardiac asystole presenting as epileptic seizure
M.T. Kendirli¹, H. Tekeli¹, M. Karaoglan¹, M.G. Senol¹
¹ISTANBUL, TURKEY
- PP3156** Dyke-Davidoff-Masson syndrome: a case report
S. Keskin Güler¹, B. Gokce Cokal¹, N. Gunes¹, T. Yoldas¹
¹ANKARA, TURKEY
- PP3157** Modern aspects of therapy symptomatic epilepsy: efficiency and safety
A. Khalilova¹, N.R. Sharipova¹
¹TASHKENT, UZBEKISTAN
- PP3158** Objective background of the refractory epilepsy development found on structural-metabolic alterations of the brain
V. Kistsen¹, V. Evstigneev¹
¹MINSK, BELARUS
- PP3159** Dyke-Davidoff-Masson syndrome: a case report
D. Kotan¹, S. Sayan¹, A. Boluk¹
¹SAKARYA, TURKEY
- PP3160** Progressive encephalopathy with edema, hypsarrhythmia, and optic atrophy (PEHO) syndrome
Y.S. Kwon¹, B. Kang¹
¹INHEON, KOREA, REPUBLIC OF
- PP3161** Oxidative stress in epilepsy and experience of using the recombinant human superoxide dismutase in epileptic patients
L. Lipatova¹, E. Dubinina¹, I. Churilova¹, N. Sivakova¹, N. Leonova¹, D. Egorova¹, A. Vasilenko¹, D. Alekseeva¹
¹ST. PETERSBURG, RUSSIAN FEDERATION
- PP3162** Embolization with particles and coils for intracranial dural fistula – a good choice for reducing the frequency of recanalization and seizure control
A. Mergeani¹, O. Rusu¹, B. Dorobat¹, O. Bajenaru¹, F. Antochi¹

MONDAY, JUNE 2, 2014

12:30-14:15

PAPER POSTER SESSION 3: EPILEPSY 2 (CONTD.)

CHAIRPERSONS:

PETER NÜRNBERG, COLOGNE, GERMANY

PASQUALE STRIANO, GENOVA, ITALY

CO-CHAIR:

NASIR MIRZA, LIVERPOOL, UK

Poster No

¹BUCHAREST, ROMANIA**PP3163** Anti-epileptic drug withdrawal in adult epilepsy and the risk factors associated with seizure relapseC.H. Mısırlı¹, N. Erdoğan¹, E. Akkılıç¹, T. Yanar¹, T. Bayram¹¹ISTANBUL, TURKEY**PP3164** For a better life: clinical and therapeutic correlations in epilepsyC. Pascu¹, A. Hancu¹¹CONSTANTA, ROMANIA**PP3165** Epilepsy in phenylketonuria – a case presentationM. Sabau¹, A. Badea¹, M. Silaghi¹, I. Popa²¹ORADEA, ²BUCHAREST, ROMANIA**PP3166** Single seizure in children: EEG recurrence criteriaL. Shalkevich¹, A. Sharko¹¹MINSK, BELARUS**PP3167** Assessing p-glycoprotein expression in patients with drug resistant epilepsy by noninvasive quantitative analysis through dynamic (R)-[(11)C]-Verapamil PETJ.-W. Shin¹, J. Moon¹, J.-A. Lim¹, K.-H. Jung¹, S.-T. Lee¹, K. Chu¹, S.K. Lee¹¹SEOUL, KOREA, REPUBLIC OF**PP3168** Juvenile myoclonic epilepsy combined with systemic lupus erythematosusD.Y. Yoon¹, D. Park¹, J.S. Kwon¹, Y. Jhang¹¹GYEONGGI-DO, KOREA, REPUBLIC OF

PAPER POSTER SESSION 3: HEADACHE AND PAIN 2

CHAIRPERSON:

LÁSZLÓ VÉCSEI, SZEGED, HUNGARY

Poster No

- PP3169** Hypertrophic cranial pachymeningitis: diagnostic and therapeutic challenges
A. Riahi¹, H. Derbali², M. Mansour¹, M. Messelmeni¹, J. Zaouali¹, R. Mrissa¹
¹TUNIS, TUNISIA
- PP3170** Patients' perspectives on a minimal-contact self-help intervention for migraine
L.L. Ridsdale¹, L. Middleton¹, M. Morgan¹, S. Cousins¹
¹LONDON, UNITED KINGDOM
- PP3171** Atypical nummular headache or circumscribed migraine? Pressure algometry data in 3 cases
C. Rodríguez¹, J. Baron¹, M. Ruiz¹, M.I. Pedraza¹, C. De la Cruz¹, M. de Lera¹, S. Herrero¹, A.L. Guerrero¹, P. Madeleine², M.L. Cuadrado³, C. Fernandez de las Peñas³
¹VALLADOLID, ³MADRID, SPAIN, ²AALBORG, DENMARK
- PP3172** Multifocal nummular headache: a cartographic study
S. Herrero-Velázquez¹, C. Rodríguez², A. Carreres-Rodríguez¹, M. Pedraza-Hueso¹, M. Ruiz¹, C. De La Cruz¹, E. Rodríguez-Valencia¹, A. Delgado de Paz¹, A. Guerrero-Peral¹, P. Madeleine², M. Cuadrado³, C. Fernández de las Peñas⁴
¹VALLADOLID, ³MADRID, ⁴ALCORCÓN, SPAIN, ²AALBORG, DENMARK
- PP3173** Idiopathic intracranial hypertension: clinical characterization and prognosis of a group of patients
A. Rua¹, J. Martins¹, J. Damásio¹
¹PORTO, PORTUGAL
- PP3174** Somatoform dissociative experiences in migraine without aura
Y. Sengül¹, H.S. Şengül¹, S. Yücel², B. Bakım³, S. Kural Yücekaya⁴
¹ERZURUM, ²KÜTAHYA, ³ÇANAKKALE, ⁴ISTANBUL, TURKEY
- PP3175** Intramuscular stimulation of pericranial myofascial trigger points in the treatment of frequent episodic tension-type headache
C.-S. Shin¹, H.-K. Oh¹
¹GWANG-JU, KOREA, REPUBLIC OF

MONDAY, JUNE 2, 2014

12:30-14:15

PAPER POSTER SESSION 3: HEADACHE AND PAIN 2 (CONTD.)

CHAIRPERSON:

LÁSZLÓ VÉCSEI, SZEGED, HUNGARY

Poster No

- PP3176** Ocular and cervical rectified vestibular evoked myogenic potentials in patients with migraine and tension type headache
J.-H. Sohn¹
¹CHUNCHEON-SI, KOREA, REPUBLIC OF
- PP3177** Carotid stenting headache
A. Suller Marti¹, S. Santos Lasaosa¹, J.L. Camacho Velásquez¹, E. Bellosta Diago¹, A. Velázquez Benito¹, C. Tejero Juste¹
¹ZARAGOZA, SPAIN
- PP3178** Iatrogenic intracranial hypotension associated with cerebral venous thrombosis
R. Tojal¹, S. Cruz¹, M. Bousende¹, J. Campillo¹, E. Parreira¹
¹AMADORA, PORTUGAL
- PP3179** Evaluation of anti-neuronal autoimmunity in migraine patients with white matter lesions
C. Ulusoy¹, E. Sehitoglu¹, F. Cavus¹, M. Küçükkerden¹, H. Haytural¹, N. Yalçinkaya¹, A. Örcen¹, D. Akbaş-Demir¹, A. Çoban¹, B. Vural¹, E. Tüzün¹, R. Türkoğlu¹
¹ISTANBUL, TURKEY
- PP3180** Evaluation of sensory and pain perception and its central modulation in chronic low back pain
E. Vlckova¹, I. Srotova¹, S. Kincova¹, P. Praksova¹, B. Adamova¹, J. Bednarik¹
¹BRNO, CZECH REPUBLIC
- PP3181** Face recognition in patients with migraine
S. Yetkin-Ozden¹, E. Ekizoglu¹, B. Baykan¹
¹ISTANBUL, TURKEY
- PP3182** Headache characteristics in the geriatric age group
Ş. Yıldırım¹, E. Derle¹, M.K. Toprak¹
¹ANKARA, TURKEY
- PP3183** Decreased antioxidative status in migraine patients with brain white matter hyperintensities
B. Aytaç¹, Ö. Coşkun¹, B. Alioğlu¹, Z.E. Durak¹, S. Büber¹, L.E. Inan¹, I. Durak¹, T.K. Yoldaş¹
¹ANKARA, TURKEY

PAPER POSTER SESSION 3: NEUROIMAGING

CHAIRPERSONS:

CHRISTIAN ENZINGER, GRAZ, AUSTRIA

CO-CHAIR:

ARSENY A. SOKOLOV, LAUSANNE, SWITZERLAND

Poster No

- PP3184** A comparative value of T1 and T2-weighted magnetic resonance imaging (MRI) and transcranial sonography (TCS) in Parkinson's disease: a prospective pilot study of 16 cases
K. Laučkaitė¹, D. Šurkienė¹, U. Matyženok¹, R. Gleiznienė¹, B. Gaižauskienė¹, A. Vaitkus¹, D. Rastenytė¹
¹KAUNAS, LITHUANIA
- PP3185** Morphological brain changes in men and women with post-stroke cognitive impairment
Y. Abramenko¹, N. Iakovlev¹, A. Skorodumova¹
¹TVER, RUSSIAN FEDERATION
- PP3186** Atypical language networks in epilepsy: the interaction with the epileptic network
M. Centeno¹, L. Croft¹, H. Cross¹, R. Pressler¹, C. Clark¹, T. Baldeweg¹, D. Carmichael¹
¹LONDON, UNITED KINGDOM
- PP3187** White matter microstructural investigation of coherent motion perception with diffusion MRI
G. Csete¹, N. Szabó^{1,2}, A. Rokszin¹, E. Tóth¹, G. Braunitzer¹, G. Benedek¹, L. Vécsei¹, Z.T. Kincses^{1,2}
¹SEGED, HUNGARY, ²BRNO, CZECH REPUBLIC
- PP3188** Clinical correlations of microstructural changes in progressive supranuclear palsy
A. Giordano¹, A. Tessitore¹, G. Caiazzo¹, D. Corbo¹, R. De Micco¹, A. Russo¹, S. Liguori¹, M. Cirillo¹, F. Esposito², G. Tedeschi¹
¹NAPLES, ²SALERNO, ITALY
- PP3189** Regional metabolic change in superior temporal gyrus in children with congenital sensorineural hearing loss: study by magnetic resonance spectroscopy (MRS)
L.X. Huang¹, W.B. Zheng¹, Y.T. Wang¹, H.Y. Zheng¹
¹SHANTOU, CHINA
- PP3190** Micro and macrostructural alteration of the subcortical structures in cluster headache: a neuroimaging study
A. Király¹, Z.T. Kincses^{1,2}, N. Szabó^{1,2}, E. Tóth¹, G. Csete¹, P. Faragó¹, Á. Párdutz¹, J. Tajti¹, D. Szok¹, L. Vécsei¹
¹SEGED, HUNGARY, ²BRNO, CZECH REPUBLIC

MONDAY, JUNE 2, 2014

12:30-14:15

PAPER POSTER SESSION 3: NEUROIMAGING (CONTD.)

CHAIRPERSONS:

CHRISTIAN ENZINGER, GRAZ, AUSTRIA

CO-CHAIR:

ARSENY A. SOKOLOV, LAUSANNE, SWITZERLAND

- | Poster No | |
|---------------|--|
| <u>PP3191</u> | <p>Diffusion tensor imaging and plaque volume quantitation of normal-appearing white and grey matter of the brain in clinically isolated syndrome: a longitudinal study</p> <p>M. Kolasa¹, U. Hakulinen¹, M. Helminen¹, S. Hagman¹, M. Raunio², M. Rossi², A. Brander¹, P. Dastidar¹, I. Elovaara²</p> <p>¹TAMPERE, ²SEINÄJOKI, FINLAND</p> |
| <u>PP3192</u> | <p>Early left atrial diastolic dysfunction measured by trans-thoracic echocardiography is a risk factor of atherosclerosis in cerebral infarction patients</p> <p>N. Mitsuma¹, R. Mizuno¹, A. Hasegawa¹, T. Hirunagi¹, T. Ando¹, K. Kitamura¹, J. Mabuchi¹, Y. Goto¹, K. Mano¹</p> <p>¹NAGOYA, JAPAN</p> |
| <u>PP3193</u> | <p>Subcortical atrophy and its relation to the white matter microstructural alterations in multiple sclerosis</p> <p>E. Toth¹, Z.T. Kincses^{1,2}, N. Szabó^{1,2}, G. Csete¹, A. Király¹, P. Faragó¹, K. Bencsik¹, L. Vécsei¹</p> <p>¹SZEGED, HUNGARY, ²BRNO, CZECH REPUBLIC</p> |
| <u>PP3194</u> | <p>Cortical activity modulation by botulinum toxin type A in patients with post-stroke arm spasticity: real and imagined hand movement</p> <p>T. Veverka¹, P. Hluštík¹, P. Hok¹, Z. Tüdös¹, P. Otruba¹, A. Krobot¹, P. Kaňovský¹</p> <p>¹OLOMOUC, CZECH REPUBLIC</p> |
| <u>PP3195</u> | <p>Accelerated reconstruct MRI T2 map from sub-sampled K-space data using compressed sensing at 7.0 Tesla</p> <p>G. Zhang¹, G. Xiao², Z. Dai¹, Z. Shen¹, S. Li¹, R. Wu¹</p> <p>¹SHANTOU, ²CHAOZHOU, CHINA</p> |
| <u>PP3196</u> | <p>A potential method for imaging GABA in vivo using chemical exchange saturation transfer</p> <p>T. Zhang¹, Z. Dai¹, Y. Jia¹, R. Wu¹</p> <p>¹SHANTOU, CHINA</p> |
| <u>PP3197</u> | <p>Motion after-effect by means of circular vection depicts role of MST and OP2 in visual-vestibular interaction</p> <p>P. zu Eulenburg¹, M. Ruel¹, T. Bauermann¹, M. Dieterich^{1,2}</p> <p>¹MAINZ, ²MUNICH, GERMANY</p> |

PAPER POSTER SESSION 3: NEUROIMAGING (CONTD.)

CHAIRPERSONS:

CHRISTIAN ENZINGER, GRAZ, AUSTRIA

CO-CHAIR:

ARSENY A. SOKOLOV, LAUSANNE, SWITZERLAND

Poster No

- PP3198** Abstract withdrawn
- PP3199** Reversible splenial lesions of the corpus callosum in association with symptomatic epilepsy – two cases with different pathogenesis
P. Berlit¹, L. Kraayvanger¹, R. Weber¹
¹ESSEN, GERMANY
- PP3200** Neuro-imaging in Behçet's disease: a report of 5 cases
S. Younes¹, Y. Cherif¹, H. Haj Kacem¹, O. Berriche¹, S. Jerbi¹, M.H. Sfar¹
¹MAHDIA, TUNISIA
- PP3201** Neuroimaging findings in an adult patient with Hunter's disease
M. Chondrogianni¹, C. Liantinioti¹, G.I. Dervenoulas¹, C. Zompola¹, G. Papadimitropoulos¹, A.M. Simitsi¹, A. Bonakis¹, S. Papageorgiou¹, K.I. Voumvourakis¹, L. Stefanis¹, G. Tsigvoulis¹
¹ATHENS, GREECE
- PP3202** Sonographic findings of the ulnar nerve in patients with carpal tunnel syndrome
Y.I. Eom¹, I.S. Joo¹, M.H. Choi¹, Y.K. Kim²
¹SUWON, ²OSAN, KOREA, REPUBLIC OF
- PP3203** Abstract withdrawn
- PP3204** Diagnosis of carotid body paragangliomas by various imaging techniques and treatment
D.C. Jianu¹, S.N. Jianu¹, L. Petrica¹, S.M. Deme²
¹TIMISOARA, ²ARAD, ROMANIA

MONDAY, JUNE 2, 2014

12:30-14:15

PAPER POSTER SESSION 3: NEUROIMAGING (CONTD.)

CHAIRPERSONS:

CHRISTIAN ENZINGER, GRAZ, AUSTRIA

CO-CHAIR:

ARSENY A. SOKOLOV, LAUSANNE, SWITZERLAND

Poster No

- PP3205** Quantitative EEG (Q-EEG) in posterior reversible encephalopathy syndrome (PRES) due to post-vaccination encephalopathy
G. Newman¹, W.E. Kozachuk¹, S. Hether^{1,2}, B.E. Gray¹
¹LUTHERVILLE, ²TOWSON, UNITED STATES
- PP3206** Tracking of brain activation using EEG signals: a preliminary study
H. Nisar¹, A.S. Malik², D. Rafiullah³, S. Shim⁴, A. Bawakid⁴
¹KAMPAR, ²TRONOH, MALAYSIA, ³ISLAMABAD, PAKISTAN, ⁴JEDDAH, SAUDI ARABIA
- PP3207** Usefulness of susceptibility-weighted imaging for the detection of thrombus in acute cardioembolic stroke
M.-G. Park¹, S.-J. Oh², K.-P. Park¹, S.K. Baik¹
¹YANGSAN, ²POHANG, KOREA, REPUBLIC OF
- PP3208** Activity in object manipulation network is sustained after acute tactile deafferentation: an fMRI study
E.L. Pavlova¹, Å. Hedberg¹, S. Gantelius¹, E. Ponten¹, H. Forssberg¹
¹STOCKHOLM, SWEDEN
- PP3209** White matter atrophy in Parkinson's disease
A.M. Roceanu¹, M. Onu¹, L. Badea², F. Antochi¹, O.A. Bajenaru¹
¹BUCHAREST, ROMANIA
- PP3210** Kings cardiac MIBG PD grading (KCMP) in clinically uncertain parkinsonism: reproducible and an easily characterized imaging tool
A. Sauerbier¹, N. Mulholland¹, N. Dimitrov¹, G. Vivian¹, B. Corcoran¹, R. Chakravartty¹, J. Jarosz², K. Ray Chaudhuri¹
¹LONDON, UNITED KINGDOM
- PP3211** Cerebral perfusion changes in patients with carotid artery stenosis after surgical revascularization
A. Sergeeva¹, R. Konovalov¹, M. Krotenkova¹, M. Piradov¹, S. Skryilev¹, D. Sergeev¹
¹MOSCOW, RUSSIAN FEDERATION

PAPER POSTER SESSION 3: NEUROIMAGING (CONTD.)

CHAIRPERSONS:

CHRISTIAN ENZINGER, GRAZ, AUSTRIA

CO-CHAIR:

ARSENY A. SOKOLOV, LAUSANNE, SWITZERLAND

Poster No

- PP3212** Detection of acute ischemia with chemical exchange saturation transfer imaging based on gradient echo sequence
L. Shengkai¹, Z. Dai¹, G. Yan¹, R. Wu¹
¹SHANTOU, CHINA
- PP3213** Blooming artifact on 3T T2*-weighted MRI as a potential detector of multiple occlusions of cerebral arteries in acute stroke
S.-I. Sohn¹, J.-H. Hong¹, J.-K. Yang¹, J.-G. Lim¹
¹DAEGU, KOREA, REPUBLIC OF
- PP3214** Wernicke's encephalopathy mimicking vasculitis and neoplasia
A. Ipekbayrak¹, M. Çelebisoy¹, M.F. Gelal¹, H. Uluğut Erkoyun¹
¹IZMIR, TURKEY
- PP3215** Auditory neural pathway evaluation on sensorineural hearing loss using diffusion tensor imaging
C.X. Wu¹, W.B. Zheng¹, L.X. Huang¹, S.J. Li¹
¹SHANTOU, CHINA
- PP3216** An analysis of factors related to the accuracy of quantification of GABA levels in brain using LCModel software: a 7T 1H-MRS study in rats
Z. Shen¹, Q. Li¹, Y. Chen¹, R. Wu¹
¹SHANTOU, CHINA
- PP3217** Spatiotemporal evolution of blood brain barrier damage and associated changes of brain metabolites within the first 3 h after ischemia onset
G. Yan¹, R. Wu¹
¹SHANTOU, CHINA
- PP3218** Study of whole brain MRI before cochlear implant assessment
H.Y. Zheng¹, W.B. Zheng¹, L.X. Huang¹, Y.T. Wang¹
¹SHANTOU, CHINA
- PP3219** Prognosis for cochlear implantation in children with myelin development delay
W.B. Zheng¹, L.X. Huang¹, H. Tan¹, C.X. Wu¹
¹SHANTOU, CHINA

MONDAY, JUNE 2, 2014

12:30-14:15

PAPER POSTER SESSION 3: NEURO-ONCOLOGY

CHAIRPERSON:

JOHN WOKKE, UTRECHT, NETHERLANDS

Poster No

- PP3220** Disseminated cystic lesions: a case of disseminated oligodendroglial-like leptomeningeal tumor
N.P. Acar¹, E. Yetim¹, K. Karlı Oğuz¹, H. Özer¹, F. Söylemezoğlu¹, G. Nurlu¹, A. Tuncer Kurne¹
¹ANKARA, TURKEY
- PP3221** Paraparesis and sciatic pain caused by bilateral sacral solitary fibrous tumors: when the least plausible cause is the diagnosis
J.N. Alves¹, M. Monteiro¹, A. Vilaça¹, P. Coutinho¹, Á. Gil¹, T. Pimentel¹, M. Rodrigues¹
¹BRAGA, PORTUGAL
- PP3222** Primary central nervous system lymphoma with diffuse lesions in an immunocompetent patient
A. Dulamea¹, A. Buture¹, E.A. Solomon¹
¹BUCHAREST, ROMANIA
- PP3223** Multiple myeloma relapse presenting as meningeal myelomatosis
A. Caetano¹, D. Zhang¹, C. Sepúlveda², A. Reichert¹, M.D.L. Guerra¹, L. Alves¹
¹LISBON, ²SANTARÉM, PORTUGAL
- PP3224** Two cases of chronic polyradiculoneuritis revealing asymptomatic multiple myeloma
A. Bouthouri¹, M. Zouari¹, E. Farhat¹, S. Ben Sassi¹, F. Hentati¹
¹TUNIS, TUNISIA
- PP3225** CNS disorders induced by radiation therapy of the brain
E.S. Joveva¹, M.K. Ilova¹
¹STIP, FYRO MACEDONIA, THE REPUBLIC OF
- PP3226** Bing Neel syndrome mimicking Lyme neuroborreliosis
G. Kalss¹, E. Trinko¹, M. Himmer¹, G. Brachtl¹, J. Muehlmann¹
¹SALZBURG, AUSTRIA
- PP3227** Progressive bilateral ptosis in a patient with midbrain metastasis and chronic inflammatory demyelinating polyneuropathy
D. Kaski¹, L. Ginsberg¹
¹LONDON, UNITED KINGDOM

PAPER POSTER SESSION 3: NEURO-ONCOLOGY (CONTD.)

CHAIRPERSON:

JOHN WOKKE, UTRECHT, NETHERLANDS

Poster No

- PP3228** Abstract withdrawn
- PP3229** Breast carcinoma presenting as paraneoplastic brainstem syndrome associated with anti-Ri antibodies
F. Dias Correia¹, R. Samões¹, R. Dias¹, M. Gomes¹, A. Polonia¹, M.G. Ferreira¹, A. Mendes¹
¹PORTO, PORTUGAL
- PP3230** Choroid plexus papilloma (4th ventricle) with spread leptomeningeal
M.T. Sanjuán Pérez¹, J.A. Heras Pérez¹, E. Salinas Iñigo¹, V. Serrano Castro¹, M. Romero Acebal¹
¹MÁLAGA, SPAIN
- PP3231** Immunological findings in a patient with Surgicel granuloma (case report)
I. Solodovnikova¹, A. Son¹
¹ODESSA, UKRAINE
- PP3232** Malignant optic pathway glioma in adults with clinico-pathologic and molecular features
Y. Sugiura¹, M. Nagaishi¹, I. Takano¹, Y. Tanaka¹, K. Suzuki¹, H. Yokoo², A. Hyodo¹
¹SAITAMA, ²GUNMA, JAPAN
- PP3233** Ganglioglioma centered in the superior medullary velum
D. Aguiar de Sousa¹, J. Barata Tavares¹, P. Pereira¹, J. Teixeira¹, M. Begoña Cattoni¹, J. Miguéns¹, J. Pimentel¹
¹LISBON, PORTUGAL
- PP3234** A case of cerebral metastasis mimicking acute inflammatory demyelinating polyradiculoneuritis (Guillain-Barré syndrome)
O. Anlar¹, H. Bayindir¹, H.F. Komurcu¹
¹ANKARA, TURKEY
- PP3235** A hard to diagnose gliomatosis cerebri case
M.D. Borucu¹, A.D. Yalçın¹
¹ISTANBUL, TURKEY

MONDAY, JUNE 2, 2014

12:30-14:15

PAPER POSTER SESSION 3: NEURO-ONCOLOGY (CONTD.)

CHAIRPERSON:

JOHN WOKKE, UTRECHT, NETHERLANDS

Poster No

- PP3236** Consecutive occurrence of two primary central nervous system tumors in the same localization
A.R. Carla¹, F. Cabrera Valdivia¹, M. Molina Sánchez¹, M. León Ruiz¹, V. Galán Sánchez-Seco², P. Nieto González¹, M.A. García-Soldevilla¹, C. Lozano Durán¹, E. García-Albea Ristol¹
¹ALCALÁ DE HENARES, ²MADRID, SPAIN
- PP3237** Metastatic brain neuroendocrine tumor originated from liver misdiagnosed glioblastoma multiform. A first case report
K.W. Jo¹
¹BUCHHEON, KOREA, REPUBLIC OF
- PP3238** Cystic falx meningioma: a case report
Z. Kovács¹, O. Györfi¹, D. Popoviciu¹, S. Szatmári¹
¹TARGU MURES, ROMANIA
- PP3239** First described case of brain metastases heralding a squamous cell carcinoma of the supraglottic larynx
M. León Ruiz¹, M.Á. García Soldevilla¹, F.J. Gamboa Mutuberría¹, J. Benito-León², L. Izquierdo Esteban¹, E. García-Albea Ristol¹, C.I. Gómez-Escalonilla Escobar¹, F. Cabrera Valdivia¹, J. Tejeiro Martínez¹, A. Parra Santiago¹, A. Rojo Sebastián¹, M.B. Vidal Díaz¹, I. Puertas Muñoz², L. Ayuso Peralta¹, S. Estévez Santé¹, L. Rubio Pérez¹, L. Lozano García-Caro¹, P. Nieto González¹, V. Galán Sánchez-Seco², C.S. Abdelnour Ruiz¹, M. Molina Sánchez¹, M.H. Torregrosa Martínez¹
¹ALCALÁ DE HENARES, ²MADRID, SPAIN
- PP3240** A case of a patient with radiation anaplastic meningioma after X-ray therapy of anaplastic oligodendroglioma
K. Makhinov¹, G. Evzikov¹
¹MOSCOW, RUSSIAN FEDERATION
- PP3241** Brain tumor – is it so obvious to diagnose?
A. Pawelec-Kuchnio¹, B. Adamkiewicz¹, K. Kierkus-Dłużyńska¹, R. Wagner¹
¹LODZ, POLAND
- PP3242** Paraneoplastic autoimmune brainstem encephalitis: a case report
E. Vardarli¹, E. Gökmen¹, T. Tokatlioglu¹
¹IZMIR, TURKEY

PAPER POSTER SESSION 3: NEURO-OPHTHALMOLOGY/ -OTOLOGY

CHAIRPERSON:

CHRISTOPHER KENNARD, OXFORD, UK

CO-CHAIR:

ROMAN SCHNIEPP, MUNICH, GERMANY

Poster No

- PP3243** Superficial siderosis: important consideration in differential diagnosis of syringomyelia
H. Ahmad¹, A. Bronstein¹
¹LONDON, UNITED KINGDOM
- PP3244** Dizziness in out-patients and efficient otoneurological examination brief scale
N. Bestuzheva¹, L. Antonenko¹, M. Zamergrad¹, V. Parfenov¹
¹MOSCOW, RUSSIAN FEDERATION
- PP3245** Recurrent attacks of unilateral fully reversible monocular visual loss: two cases of retinal migraine
M. Boulanger¹, J. Cogež¹, E. Touzé¹
¹CAEN, FRANCE
- PP3246** The correlation of nitric oxide synthesis and visual evoked potential in ophthalmic migraine patients
A.E.I. Bulboaca¹, C.A.I. Bulboaca¹
¹CLUJ-NAPOCA, ROMANIA
- PP3247** Ocular ischemic syndrome – ultrasonographic characteristics
D.C. Jianu¹, S.N. Jianu¹, L. Petrica¹, S.M. Deme²
¹TIMISOARA, ²ARAD, ROMANIA
- PP3248** Saccade dynamics in adult Pompe's disease
E. Kemanetzoglou¹, E. Anagnostou¹, G. Papadimas¹,
E. Kararizou¹, I. Evdokimidis¹
¹ATHENS, GREECE
- PP3249** Gait characteristics of patients with phobic postural vertigo: effects of fear of falling, attention, and visual input
R. Schniepp¹
¹MUNICH, GERMANY
- PP3250** Incidence, seasonality and comorbidity in vestibular neuritis
I. Adamec¹, M. Krbot Skoric¹, M. Habek¹
¹ZAGREB, CROATIA

MONDAY, JUNE 2, 2014

12:30-14:15

PAPER POSTER SESSION 3: NEURO-OPHTHALMOLOGY/ -OTOLOGY
(CONTD.)

CHAIRPERSON:

CHRISTOPHER KENNARD, OXFORD, UK

CO-CHAIR:

ROMAN SCHNIEPP, MUNICH, GERMANY

Poster No

- PP3251** Visual perseveration precipitating clomiphene citrate
A. Akbay-Ozsahin¹, S. Celik¹, G. Kenangil¹, F. Domac¹
¹ISTANBUL, TURKEY
- PP3252** Prevalence, demographics, and clinical characteristics of vertigo disorders in a specialized multidisciplinary outpatient clinic
J. Burmeister¹, E. Bock¹, M. Gerwig¹, M. Frings¹,
D. Arweiler-Harbeck¹, S. Lang¹, H.-C. Diener¹, M. Obermann¹
¹ESSEN, GERMANY
- PP3253** Abstract withdrawn
- PP3254** Abstract withdrawn
- PP3255** RNFL thickness changes in coexistence of optic disc drusen and idiopathic intracranial hypertension
S. Demirci¹, A. Gunes¹, S. Demirci¹, H.R. Koyuncuoğlu¹
¹ISPARTA, TURKEY
- PP3256** A case report of Vogt-Koyanagi-Harada disease
H. Derbali¹, I. Bedoui¹, M. Mansour¹, A. Riahi¹, J. Zaouali¹,
R. Mrissa¹
¹TUNIS, TUNISIA
- PP3257** Neurologic etiologies of visual loss in the young adult
N.K. El Ayoubi¹, R. Sawaya¹
¹BEIRUT, LEBANON
- PP3258** Cavernous sinus syndrome associated with herpes zoster ophthalmicus
M. Çelebisoy¹, H. Uluğut Erkoyun¹, M.F. Gelal¹, A. Ipekbayrak¹
¹IZMIR, TURKEY
- PP3259** Evaluation of retinal nerve fiber layer thickness in a patient with bilateral optic disc drusen
A. Gunes¹, S. Demirci¹, H.R. Koyuncuoğlu¹
¹ISPARTA, TURKEY

PAPER POSTER SESSION 3: NEURO-OPHTHALMOLOGY/ -OTOLOGY
(CONTD.)

CHAIRPERSON:

CHRISTOPHER KENNARD, OXFORD, UK

CO-CHAIR:

ROMAN SCHNIEPP, MUNICH, GERMANY

Poster No

- PP3260** Unilateral papilledema without headache in the pseudotumor cerebri
S.F. Hiz¹, E. Mercan¹, T. Simsek¹, M. Mercan¹, A. Coskun¹
¹ISTANBUL, TURKEY
- PP3261** Abstract withdrawn
- PP3262** Susac's syndrome: a case report and review of literature
M. Mati¹, D. Hakem², A. Bouarfa²
¹TIPAZA, ²ALGIERS, ALGERIA
- PP3263** A rare case report of neurosyphilis
C.H. Mısırlı¹, T. Bayram¹, N. Erdoğan¹, S. Gökçeer¹, D. Özkan¹
¹ISTANBUL, TURKEY
- PP3264** Bilateral optic neuritis in an immunocompetent adult with herpes zoster
J. Sequeira¹, S. Dias¹, J. Morgado¹, C. Capela¹, A. Sousa¹,
A. Calado¹
¹LISBON, PORTUGAL
- PP3265** About a rare case of Webino (Wall-eyed bilateral internuclear ophthalmoplegia) syndrome
J.L. Camacho Velasquez¹, E. Rivero Sanz¹, B. Pardiñas Baron¹,
A. Suller Marti¹, E. Bellosta Diago¹, A. Sanabria Sanchinell¹,
L.F. Pascual Millan¹
¹ZARAGOZA, SPAIN
- PP3266** Dizziness and vertigo in outpatient practice: main causes and algorithm for the clinical assessment
M. Zamergrad¹, V. Parfenov¹, N. Yakhno¹, O. Melnikov¹,
N. Bestuzheva¹, L. Antonenko¹
¹MOSCOW, RUSSIAN FEDERATION

MONDAY, JUNE 2, 2014

12:30-14:15

PAPER POSTER SESSION 3: SLEEP DISORDERS

CHAIRPERSON:

IOSEB BURDULADZE, TBILISI, GEORGIA

Poster No

- PP3267** The evaluation of cognitive deficits in obstructive sleep apnea syndrome patients through event related potentials
A. Akçalı¹, A. Dai¹, E. Şahin², T. Ergenoğlu³, M. Neyal¹
¹GAZIANTEP, ²KAHRAMANMARAŞ, ³MERSIN, TURKEY
- PP3268** Sleep-related rhythmic movement disorder: case presentation
F. Yavla¹, H. Aydın Güngör¹, N. Afşar¹
¹ISTANBUL, TURKEY
- PP3269** Microhemorheological effects of sleep apnea/hypopnea syndrome in patients with cerebral ischemia
I. Burduladze¹, R. Shakarishvili¹, F. Todua¹, A. Chikadze¹
¹TBILISI, GEORGIA
- PP3270** Sleep-related problems in children with epilepsy: a questionnaire-based study
T. Ediberidze¹, L. Maisuradze¹, S. Kasradze¹, N. Tatishvili¹
¹TBILISI, GEORGIA
- PP3271** Excessive daytime sleepiness in restless legs syndrome mimicking narcolepsy
H. Hidalgo¹, N. Dahmen¹, C.L.A. Bassetti², U. Kallweit^{1,2}
¹KATZENELNBOGEN, GERMANY, ²BERN, SWITZERLAND
- PP3272** Sodium oxybate for refractory REM-sleep behavior disorder
K. Kaveh Moghadam¹, F. Pizze¹, G. Plazzi¹
¹BOLOGNA, ITALY
- PP3273** Influence of sleep disorders on the impulsive behavioral disorders among cognitively-intact Parkinson's disease patients living in the Tomsk region, Russia
M. Nikitina¹, I. Zhukova¹, O. Izboldina¹, N. Zhukova¹, V. Alifirova¹, M. Titova¹, A. Agasheva¹, L. Glotova¹
¹TOMSK, RUSSIAN FEDERATION
- PP3274** Abstract withdrawn

PAPER POSTER SESSION 3: SLEEP DISORDERS (CONTD.)

CHAIRPERSON:

IOSEB BURDULADZE, TBILISI, GEORGIA

Poster No

- PP3275** Prevalence of rapid eye movement sleep behavior disorder and excessive daytime sleepiness among adult Egyptians: a population-based study
A. Hassan¹, A.S. Abo El Fotouh¹, K. Hammouda¹, M.E. El Awwady¹
¹CAIRO, EGYPT
- PP3276** Daytime sleepiness and sleep-disordered breathing in patients with acute stroke
K. Klobučníková¹, P. Šiarnik¹, Z. Čarnická¹, B. Kollár¹, I. Mucská¹, P. Turčáni¹
¹BRATISLAVA, SLOVAKIA
- PP3277** Sleep habits and complaints in a 9-year-old boy with restless legs syndrome: a case report
L. Maisuradze¹, N. Gogatishvili¹, S. Kasradze¹
¹TBILISI, GEORGIA
- PP3278** The impact of CPAP treatment on white matter changes and clinical status in patients with obstructive sleep apnea
N. Pišljari¹, M. Šebok¹, B. Žvan¹, M. Zaleteš¹, A. Koren¹, L. Dolenc Grošelj¹, J. Pretnar Oblak¹
¹LJUBLJANA, SLOVENIA
- PP3279** Obstructive sleep apnea and hearing
T. Vorlová¹, O. Dlouhá¹, D. Kemlink¹, K. Sonka¹
¹PRAGUE, CZECH REPUBLIC
- PP3280** Reduced serum orexin levels in antibody positive autoimmune encephalitis and neuromyelitis optica patients
C. Ulusoy¹, H. Haytural¹, C.Ş. Küçükali¹, M. Kürtüncü¹, R. Türkoğlu¹, E. Tüzün¹
¹ISTANBUL, TURKEY

MONDAY, JUNE 2, 2014

eSESSIONS

eSESSION 3.1: CHILD AND DEVELOPMENTAL NEUROLOGY 2

CHAIRPERSON:

NARDO NARDOCCI, MILAN, ITALY

Poster No

- EP3101** **Multiple sclerosis in Tunisian children**
N. Ben Achour¹, I. Kraoua², H. Benrhoouma¹, H. Klaa¹, I. Rebai¹,
A. Rouissi¹, I. Ben Youssef-Turki¹
¹TUNIS, TUNISIA
- EP3102** **Obstructive sleep apnea syndrome in children – importance of polysomnography**
I. Burduladze¹, A. Chikadze¹, L. Khuchua¹
¹TBILISI, GEORGIA
- EP3103** **Hypomelanosis of Ito: diagnostic based clinical criteria**
M. Kukuruzovic¹, M. Malenica¹, K. Kuznik¹, L. Cvitanovic-Sojat¹
¹ZAGREB, CROATIA
- EP3104** **A health technology assessment protocol in children: pediatric neuromuscular ultrasound normative data**
E. Molesti¹, S. Lori¹, S. Gabbanini¹, M. Bastianelli¹, E. Efimova¹,
V. Saia¹, F. Lollì¹, M. Marinoni¹
¹FLORENCE, ITALY
- EP3105** **Patterns of ankle dorsiflexion through gait cycle in children with idiopathic toe walking**
I. Pulido-Valdeolivas¹, D. Gómez-Andrés¹, A. Cinza-González¹,
I. Rodríguez-Andonaegui², J.A. Martín-Gonzalo¹,
J. López-López^{1,2}, E. Rausell¹
¹MADRID, ²SAN SEBASTIÁN DE LOS REYES, SPAIN
- EP31** **Heterozygote mutation in POLR3A and AIMP1 genes in a patient with hypomyelinating leukodystrophy**
M. Sigatullina^{1,3}, M. O'Callaghan¹, J. Gonzalez¹, M. Baquero²,
A. Marmiesse², J. Armstrong¹
¹BARCELONA, ²SANTIAGO DE COMPOSTELA, SPAIN,
³TASHKENT, UZBEKISTAN
- EP3107** **Long-term outcome in patients with West syndrome: an out-patient clinical study**
B. Tekin Güveli¹, Ö. Çokar¹, N. Dörtcan¹, G. Benbir¹,
V. Demirbilek¹, A. Dervent¹
¹ISTANBUL, TURKEY

MONDAY, JUNE 2, 2014

12:30-13:15

eSESSION 3.1: CHILD AND DEVELOPMENTAL NEUROLOGY 2 (CONTD.)

CHAIRPERSON:

NARDO NARDOCCI, MILAN, ITALY

Poster No

- EP3108** Juvenile migraine and cutaneous cephalic allodynia: a clinical study
D. Trapolino¹, V. Raieli¹, F. Consolo¹, G. Santangelo¹, C. Spitaleri¹, G. Glorioso¹, F. Vanadia¹, M. D'Amelio¹
¹PALERMO, ITALY
- EP3109** Screening for psychopathological comorbidity with Strengths and Difficulties Questionnaire (SDQ) assessment in adolescent migraine and tension-type headache
A. Vityutneva¹, S. Tereshchenko¹, L. Vasilieva¹, N. Gorbacheva¹, M. Shubina¹
¹KRASNOYARSK, RUSSIAN FEDERATION
- EP3110** Gender differences in the association between iron deficiency markers (ferritin, soluble transferrin receptor) and adolescent recurrent headache
A. Vityutneva¹, S. Tereshchenko¹, I. Olkhovskiy¹, M. Stolyar¹, N. Gorbacheva¹
¹KRASNOYARSK, RUSSIAN FEDERATION
- EP3111** Intellectual ability in Duchenne muscular dystrophy and dystrophin gene mutation location
D. Vojinovic¹, J. Pesovic¹, D. Savic Pavicevic¹, V. Milic Rasic¹, G. Mijalkovic¹, V. Lukic¹, J. Mladenovic¹, N. Maksimovic¹, S. Todorovic¹
¹BELGRADE, SERBIA
- EP311** Chemical exposure and nutritional deficiency induced pregnancy outcomes and neuropsychiatry development of children in India
S.S. Yadav Bhatia¹
¹NOIDA, INDIA

eSESSION 3.1: COGNITIVE NEUROLOGY/ NEUROPSYCHOLOGY

CHAIRPERSON:

SANDRO SORBI, FLORENCE, ITALY

Poster No

- EP3113** Mapping alexithymia: how the brain identifies, processes and talks about emotions
E. Canu¹, P.M. Ferraro¹, F. Agosta¹, A. Meani¹, D. Martinelli¹, C. Namia¹, L. Bellodi¹, A. Falini¹, G. Comi¹, M. Filippi¹
¹MILAN, ITALY
- EP3114** Reaction time to incidents as a function of age and neurological disease: preliminary findings from a large driving simulator experiment
A. Economou¹, I. Beratis¹, D. Pavlou¹, N. Andronas¹, A. Liosidou¹, S. Stougioti¹, G. Yannisi¹, S.G. Papageorgiou¹
¹ATHENS, GREECE
- EP3115** Discriminative ability of the “Parkinson’s disease – cognitive functional rating scale” in cognitive impairment profiles different from Parkinson’s disease
R. Fernandez de Bobadilla¹, E. Ruzafa Valiente¹, C. Garcia-Sanchez¹, J. Pagonabarraga¹, S. Martinez-Horta¹, J. Kulisevsky¹
¹BARCELONA, SPAIN
- EP3116** Cortical blindness with residual face perception: a case of facial blindsight
M. Marco Solcà¹, A. Guggisberg¹, A. Schnider¹, B. Leemann¹
¹GENEVA, SWITZERLAND
- EP3117** Neuropsychological assessment in SCA36: ‘Costa da Morte’ ataxia
R. Martínez-Regueiro¹, M.-J. Sobrido¹, B. Quintáns¹, M. Arias¹, J. Pardo¹, M. Pardo¹, M. Taboada¹, M. García-Murias¹, J. Cortés¹, T. Labella-Caballero¹, J.M. Pumar¹, A. Carracedo Álvarez¹, M. Fernández-Prieto¹
¹SANTIAGO DE COMPOSTELA, SPAIN
- EP3118** Cognitive impairment in multiple sclerosis patients: validity of a computerized cognitive screening battery
A. Papathanasiou^{1,2}, L. Messinis², V. Georgiou³, P. Gourzis², P. Papathanasopoulos²
¹ROMFORD, UNITED KINGDOM, ²PATRAS, ³ATHENS, GREECE

MONDAY, JUNE 2, 2014

12:30-13:15

eSESSION 3.1: COGNITIVE NEUROLOGY/ NEUROPSYCHOLOGY (CONTD.)

CHAIRPERSON:

SANDRO SORBI, FLORENCE, ITALY

Poster No

- EP3119** **Theory of mind in multiple sclerosis**
E.G. Reich¹, E.D. Arias¹, M.E. Carlino¹, C.M. Torres¹, E.B. Halac¹,
M.A. Kerszberg¹
¹BUENOS AIRES, ARGENTINA
- EP3120** **Behavioral dysexecutive disorders in Huntington's disease**
M. Roussel¹, J. Doridam¹, C. Simonin¹, A. Benoist¹, M. Tir¹,
O. Godefroy¹, P. Krystkowiak¹
¹AMIENS, FRANCE
- EP3121** **A voxel based morphometric study to investigate volume differences in regional gray matter between patients associated with different subtypes of vascular cognitive impairment**
Q. Li¹, Z. Shen¹, R. Wu¹
¹SHANTOU, CHINA
- EP3122** **Cerebral microbleeds and cognitive impairment in neurodegenerative and cerebrovascular diseases**
T. Makotrova¹, A. Arablinskiy¹, N. Trusova¹, E. Vasenina¹,
O. Levin¹
¹MOSCOW, RUSSIAN FEDERATION

eSESSION 3.1: EPILEPSY 2

CHAIRPERSON:

CIGDEM ÖZKARA, ISTANBUL, TURKEY

Poster No

- EP3123** An inventory on deceased infantile spasms patients
N. Dörtcan¹, Ö. Çokar¹, B. Tekin Güveli¹, G. Benbir¹,
V. Demirbilek¹, A. Dervent¹
¹ISTANBUL, TURKEY
- EP3124** Antiepileptic drugs and apolipoproteins: toward an
assessment of vascular risk
T.M.B. Gomes¹, M. Grilo¹, I. Pires¹, J. Mendes-Ribeiro¹
¹PORTO, PORTUGAL
- EP3125** Etiology of “refractory epilepsies” cases in the long term
video-EEG monitoring (LTM) unit
A. Grotkowska¹, R. Rola¹, M. Restel¹, A. Bochyńska¹, B. Śledź¹,
D. Ryglewicz¹
¹WARSAW, POLAND
- EP3126** Prescribing patterns of antiepileptic drugs and interaction risk
in general practice
D. Italiano¹, R. Ferrara¹, G. Trifiro¹, A. Cannata¹, A. Capuano²,
C. Pagliaro³, D.U. Tari³, M. Tari³, V. Arcoraci¹, E. Spina¹
¹MESSINA, ²NAPOLI, ³CASERTA, ITALY
- EP3127** Ictal extrapyramidal motor symptoms in temporal lobe
epilepsy
G. Kalss¹, U. Fruehwald², G. Bauer², E. Trinka¹
¹SALZBURG, ²INNSBRUCK, AUSTRIA
- EP3128** Analysis of gene expression NRN1 in patients with epilepsy
with aCGH microarray DNA methods
L.Z. Kotuła¹, M. Grabek-Gawłowicz¹, P. Gil-Kulik¹, J. Karwat¹,
A. Niedojadło¹, K. Grabowska¹, J. Kocki¹
¹LUBLIN, POLAND
- EP3129** Stigma scale of epilepsy
N. Kuloglu Pazarci¹, D. Necioglu Orken¹, H. Ertasoglu Toydemir¹
¹ISTANBUL, TURKEY
- EP3130** Spreading depression enhances the rate of neurogenesis in
the rat hippocampus and dentate gyrus
M. Lotfinia¹, A.A. Lotfinia¹, B. Khodaie¹, M. Ahmadi¹
¹TEHRAN, IRAN, ISLAMIC REPUBLIC OF

MONDAY, JUNE 2, 2014

12:30-13:15

eSESSION 3.1: EPILEPSY 2 (CONTD.)

CHAIRPERSON:

CIGDEM ÖZKARA, ISTANBUL, TURKEY

Poster No

- EP3131** Abstract withdrawn
- EP3132** Dentatorubral pallidoluysiana atrophy: study of a Portuguese family
R. Miguel¹, M.R. Pelejão¹, J. Vale², D. Pinto¹
¹LISBON, ²LOURES, PORTUGAL
- EP3133** SF-36 metric as a diagnostic aid for conversion disorder
F.K. Mutluay¹, N. Yeni¹
¹ISTANBUL, TURKEY
- EP3134** Epilepsy and sexual function in epileptic patients in mono and polytherapy
G. Orofino¹, S. Congia¹, A.M. Paoletti¹
¹MONSERRATO, ITALY
- EP3135** Historical criteria that distinguish seizures from syncope – external validation of screening questionnaire
A. Stojanov¹, S. Lukic¹, M. Spasic¹, Z. Peric¹
¹NIS, SERBIA
- EP3136** Epilepsy surgery including clinical evaluation with invasive monitoring
S.D. Varanda¹, R. Range², J. Lopes², A.M. Silva², J. Ramalheira²
¹BRAGA, ²PORTO, PORTUGAL

eSESSION 3.1: NEURO-ONCOLOGY

CHAIRPERSON:

WOLFGANG GRISOLD, VIENNA, AUSTRIA

Poster No

- EP3137** Prognosis of oligodendroglial tumours: a PET C11 Methionin, molecular and long term clinical study
D. Dilly¹, C. Dolfus¹, E. Lechapt-Zalcman¹, F. Chapon¹, J.-M. Derlon¹, J.-S. Guillamo¹
¹CAEN, FRANCE
- EP3138** Mechanisms of lung tumour cell adhesion to human brain microvascular endothelial cells (HBMECs) during cerebral metastasis formation
N.J. Gutowski¹, S. Rai¹, J.L. Whatmore¹
¹EXETER, UNITED KINGDOM
- EP3139** Primary natural killer/T-cell lymphoma presenting as leptomeningeal disease
C. Kamiya-Matsuoka¹, B. Liao¹, Y. Gong¹, I.W. Tremont-Lukats¹
¹HOUSTON, UNITED STATES
- EP3140** Cytoplasmic iron deposition is associated with the expression of oxidative DNA damage marker in meningiomas
M. Nagaishi¹, H. Yokoo², T. Osawa², S. Nobusawa², A. Hyodo¹, Y. Yoshimoto², Y. Nakazato²
¹SAITAMA, ²GUNMA, JAPAN
- EP3141** Psychological patterns of patients with recurrent brain tumour
A. Petruzzi¹, E. Lamperti¹, C.Y. Finocchiaro¹, A. Botturi¹, G. Simonetti¹, A. Silvani¹
¹MILAN, ITALY
- EP3142** What about caregivers of brain tumor patients? Focus on psychological reactions to the illness
A. Petruzzi¹, C.Y. Finocchiaro¹, G. Simonetti¹, E. Mea¹, A. Silvani¹, E. Lamperti¹
¹MILAN, ITALY
- EP3143** Quality of life and recovery of disease in meningioma patients: a longitudinal study
G. Simonetti¹, A. Petruzzi¹, E. Mea¹, C.Y. Finocchiaro¹, D. Ferrari¹, E. Lamperti¹, F.G. Legnani¹, A. Silvani¹
¹MILAN, ITALY

MONDAY, JUNE 2, 2014

12:30-13:15

eSESSION 3.1: NEURO-ONCOLOGY (CONTD.)

CHAIRPERSON:

WOLFGANG GRISOLD, VIENNA, AUSTRIA

Poster No

- EP3144** Haematological toxicity of valproic acid versus levetiracetam in patients with glioblastoma multiforme undergoing concomitant radio-chemotherapy
A. Tinchon¹, S. Oberndorfer², C. Marosi¹, A. Gleiss¹, A. Geroldinger¹, C. Sax¹, C. Sherif¹, W. Moser², W. Grisold¹
¹VIENNA, ²ST. POELTEN, AUSTRIA
- EP3145** Leptomeningeal carcinomatosis: a 5-year case series at Centro Hospitalar Entre o Douro e Vouga – northern Portugal
L. Fontao¹, A. Ferreira¹, S. Oliveira¹, M. Lopes¹, J. Cunha¹, C. Santos¹
¹SANTA MARIA DA FEIRA, PORTUGAL
- EP3146** Limbic encephalitis anti-Ma2, thymoma and myasthenia gravis
A.C. Franco¹, T. Teodoro¹, J. Ferreira¹, P. Viana¹, P. Antunes¹, P. Pita Lobo¹, L. Correia Guedes¹, L. Albuquerque¹
¹LISBON, PORTUGAL
- EP3147** MRI negative meningeal myelomatosis with bilateral abducens nerve palsy and response to intrathecal chemotherapy
A. Grisold¹, C. Weber¹, H. Gisslinger¹, J. Hainfellner¹, G. Kasprian¹, E. Auff¹, T. Sycha¹, W. Grisold¹
¹VIENNA, AUSTRIA
- EP3148** Optimal glioblastoma treatment in elderly patients: a systematic review
G. Simonetti¹, A. Petruzz¹, P. Gaviani¹, A. Botturi¹, E. Lamperti¹, A. Salmaggi², A. Silvani¹
¹MILAN, ²LECCO, ITALY

eSESSION 3.1: NEURO-OPHTHALMOLOGY/ -OTOLOGY

CHAIRPERSON:

NESE CELEBISOY, IZMIR, TURKEY

Poster No

- EP3149** Cortical modulation of vestibulo-ocular reflexes as revealed with tDCS (transcranial direct current stimulation)
H. Ahmad¹, M. Patel¹, Q. Arshad¹, E. Roberts¹, A. Bronstein¹
¹LONDON, UNITED KINGDOM
- EP3150** Comparing iatrogenic canal switch in benign paroxysmal positional vertigo: Semont versus Epley maneuver
E. Anagnostou¹, E. Stamboulis¹, E. Kararizou¹
¹ATHENS, GREECE
- EP3151** Apogeotropic central positional nystagmus: characteristics and mechanisms
J.-Y. Choi¹, J.-S. Kim², S.Y. Choi³, D.-Y. Kwon¹, S. Glasauer⁴
¹ANSAN, ²SEONGNAM, ³CHEONGJU, KOREA, REPUBLIC OF, ⁴MUNICH, GERMANY
- EP3152** Involvement of the retinal nerve fiber layer (RNFL) in early Alzheimer's disease: evidence from optical coherence tomography
L. Ferrari¹, F. Vitali¹, G. Di Maggio¹, R. Santangelo¹, E. Houdayer¹, E. Coppi¹, G. Magnani¹, G. Comi¹, L. Leocani¹
¹MILANO, ITALY
- EP3153** Value of structural MRI and neurophysiology in the diagnosis of vestibular paroxysmia
T. Ibis¹, J. Gawehn¹, F. Thömke¹, W. Müller-Forell¹, M. Dieterich², C. Best³
¹MAINZ, ²MUNICH, ³MARBURG, GERMANY
- EP3154** Abstract withdrawn
- EP3155** Unilateral inferior cerebellar peduncular lesion
I.S. Moon¹, S.K. No¹, J.-H. Choi², K.-D. Choi¹
¹BUSAN, ²YANGSAN, KOREA, REPUBLIC OF

MONDAY, JUNE 2, 2014

12:30-13:15

eSESSION 3.1: NEURO-OPHTHALMOLOGY/ -OTOLOGY (CONTD.)

CHAIRPERSON:

NESE CELEBISOY, IZMIR, TURKEY

Poster No

- EP3156** Study of correlation between scale for the assessment and rating of ataxia, ocular movements and clinical items in spinocerebellar ataxia type 3
I. Pulido-Valdeolivas¹, D. Gómez-Andrés¹, O. Trabajos-García¹, I. Sanz-Gallegos², I. Illán-Gala¹, J. Díaz de Terán¹, Y. Llamas-Osorio¹, J. De Diego-Sastre¹, P. Prim-Espada¹, J. Arpa-Gutiérrez¹
¹MADRID, ²AVILA, SPAIN
- EP3157** Gait characteristics of patients with downbeat nystagmus syndrome
R. Schniepp¹, M. Wuehr¹, S. Huth¹, C. Pradhan¹, M. Dieterich¹, T. Brandt¹, K. Jahn¹
¹MUNICH, GERMANY
- EP3158** The neuroanatomical correlates of vestibular adaptation in ballet dancers
Y. Nigmatullina¹, P.M. Hellyer¹, P. Nachev¹, D. Sharp¹, B.M. Seemungal¹
¹LONDON, UNITED KINGDOM
- EP3159** Predictors of development of chronic vestibular insufficiency after vestibular neuritis
I. Adamec¹, M. Krbot Skoric¹, M. Habek¹
¹ZAGREB, CROATIA
- EP3160** Cogan-I-syndrome and pregnancy
A.H. Noda¹, W.H. Oertel¹, C. Best¹
¹MARBURG, GERMANY
- EP3161** Optical coherence tomography and transorbital echography study in patients with neuromyelitis optica
C. Oreja-Guevara¹, A. Orviz¹, J. Fernández-Dominguez², J. Matias-Guiu Antem¹, K. Spiess¹, S. Noval¹
¹MADRID, ²OVIEDO, SPAIN
- EP3162** Pedunculopontine nucleus DBS modulates visual-vestibular integration
Y. Nada¹, B. Hetvi¹, P. Bain¹, D. Nandi¹, B.M. Seemungal¹
¹LONDON, UNITED KINGDOM

eSESSION 3.2: CEREBROVASCULAR DISEASES 5

CHAIRPERSON:

LUTZ HARMS, BERLIN, GERMANY

Poster No

- EP3201** The unilateral high-grade internal carotid artery changes – brain focal impairment and hemodynamic parameters in relation to the type of collateral supply
D. Gachechiladze¹, F. Todua¹, M. Beraia¹, M. Okujava¹
¹TBILISI, GEORGIA
- EP3202** Rapidly progressive dementia, gait disorder and myoclonic jerks, mimicking CJD
W. Heide¹, M. Trauscheid¹, O. Pape¹, W. Schulz-Schaeffer²
¹CELLE, ²GÖTTINGEN, GERMANY
- EP3203** Cerebral vein and dural sinus thrombosis – an evaluation of 54 cases
D.C. Jianu¹, S.N. Jianu¹, L. Petrica¹, S.M. Deme²
¹TIMISOARA, ²ARAD, ROMANIA
- EP3204** Selective serotonin reuptake inhibitors for the prevention of post stroke depression: a meta analysis
D.N.A. Juangco¹
¹QUEZON CITY, PHILIPPINES
- EP3205** Endovascular treatment of stroke patients with large pretreatment DWI lesions
S. Jung¹, M. Gilgen¹, D. Klimek¹, P. Gratz¹, G. Schroth¹, J. Gralla¹, P. Mordasini¹, K. Hsieh¹, U. Fischer¹, M. Arnold¹, C. Zubler¹, H. Mattle¹, M. El-Koussy¹
¹BERN, SWITZERLAND
- EP3206** Human angular path integration, timing and temporo-parietal junction
D. Kaski¹, S. Quadri¹, Y. Nigmatullina¹, P. Malhotra¹, A.M. Bronstein¹, B.M. Seemungal¹
¹LONDON, UNITED KINGDOM
- EP3207** Relevance of glycemia, blood pressure levels and temperature in acute stroke
S. Kesraoui¹, M. Arezki¹
¹BLIDA, ALGERIA
- EP3208** Clinical and neuroimaging particularities of posterior reversible encephalopathy syndrome in pregnancy
I. Khasanov¹
¹KAZAN, RUSSIAN FEDERATION

MONDAY, JUNE 2, 2014

13:30-14:15

eSESSION 3.2: CEREBROVASCULAR DISEASES 5 (CONTD.)

CHAIRPERSON:

LUTZ HARMS, BERLIN, GERMANY

Poster No

- EP3209** Abstract withdrawn
- EP3210** Knowledge about symptoms and risk factors of stroke among students of medical and non-medical universities in Poland
B. Labuz-Rozzak¹, K. Pierzchala¹, M. Roszak², M. Horyniecki¹, M. Tabor¹, A. Bochenek¹
¹ZABRZE, ²GLIWICE, POLAND
- EP3211** Microembolic signals detected with transcranial Doppler sonography differ between symptomatic and asymptomatic middle cerebral artery stenoses in northeast China
H. Zhang¹, X. Wu¹, Y. Xing¹, K. Liu¹
¹CHANGCHUN, CHINA
- EP3212** Blocking of TRPM2 channels protects from ischemic neurodegeneration in mice by reducing oxidative stress, blood-brain-barrier damage and inflammation
N. Melzer¹, G. Hicking¹, E. Göb², S. Bittner¹, A.M. Herrmann¹, H. Wiendl¹, C. Kleinschnitz², S.G. Meuth¹
¹MÜNSTER, ²WÜRZBURG, GERMANY
- EP3213** Relative risk of ischemic stroke in patients with increased carotid intima media thickness
C.-C. Mutu¹, M. Poreanu¹, R. Costea¹, L. Prodan¹, D. Filip¹, A. Prodea¹, C. Matei¹
¹SIBIU, ROMANIA
- EP3214** Relative frequencies of TOAST subgroups are age dependent
A. Nacu¹, A. Fromm¹, K. Sand¹, U. Waje-Andreassen¹, L. Thomassen¹, H. Naess¹
¹BERGEN, NORWAY
- EP3215** Prolonged atrial electromechanical interval in patients with cryptogenic stroke
H.-W. Nah¹, J.S. Park¹, D.-H. Kim¹, J.-K. Cha¹
¹BUSAN, KOREA, REPUBLIC OF

eSESSION 3.2: CRITICAL CARE & NEUROTRAUMATOLOGY

CHAIRPERSON:

FRANZ GERSTENBRAND, VIENNA, AUSTRIA

Poster No

- EP3216** Potential risk factors and value of bedside examination in critical illness polyneuropathy and myopathy
K. Benedek¹, A. Jelinek¹, M. Lauritzen²
¹GLOSTRUP, ²COPENHAGEN, DENMARK
- EP3217** Does therapeutic hypothermia affect the prognostic accuracy of a clinical neurological examination and SSEP?
I. Dragancea¹, J. Horn³, M. Kuiper⁴, N. Nielsen², H. Friberg¹, T. Cronberg¹
¹LUND, ²HELSINGBORG, SWEDEN, ³AMSTERDAM, ⁴LEEWARDEN, NETHERLANDS
- EP3218** Outcomes for different levels of hospitals in major trauma patients with head injury: a nationwide population-based study in Taiwan
T.C. Ha¹, D. Harnod¹, T. Harnod¹, C.-H. Chang¹, R.-E. Chang¹, M. Huei-Ming Ma¹
¹TAIPEI, TAIWAN
- EP3219** Outcomes analysis for direct versus indirect transport to trauma centers in major trauma patients with head injury. A nation-wide population based research in Taiwan
T.C. Ha¹, D. Harnod¹, T. Harnod¹, C.-H. Chang¹, R.-E. Chang¹, M. Huei-Ming Ma¹
¹TAIPEI, TAIWAN
- EP3220** Long-term cognitive and functional outcome after cardiac arrest and therapeutic hypothermia: a prospective study
E. Juan¹, M. De Lucia², V. Beaud¹, M. Oddo¹, S. Clarke¹, A.O. Rossetti¹
¹LAUSANNE, SWITZERLAND
- EP3221** Investigating the effects of memantine and melatonin treatment after traumatic brain injury in mice
T. Kelestemur¹, A.B. Cağlayan¹, M.C. Beker¹, U. Kilic¹, E. Kilic¹
¹ISTANBUL, TURKEY

MONDAY, JUNE 2, 2014

13:30-14:15

eSESSION 3.2: CRITICAL CARE & NEUROTRAUMATOLOGY (CONTD.)

CHAIRPERSON:

FRANZ GERSTENBRAND, VIENNA, AUSTRIA

Poster No

- EP3222** Prognosis of severe Guillain-Barré syndrome clinical course
M. Piradov¹, A. Khoroshun¹, A. Shabalina¹, M. Kostyreva¹,
P. Prokazova¹
¹MOSCOW, RUSSIAN FEDERATION
- EP322** Early robot-assisted therapy in patients with stroke in an
Intensive Care Unit
P. Prokazova¹, M. Piradov¹, J. Ryabinkina¹, E. Gnedovskaya¹,
A. Khoroshun¹
¹MOSCOW, RUSSIAN FEDERATION
- EP3224** Light-controlled niche-astrocytes promote neuronal
differentiation of human mesenchymal stem cells and
improve the neurological deficit in rats with stroke
J. Tu¹, F. Yang¹, Y. Liu¹, L. Wang¹
¹SHENZHEN, CHINA
- EP3225** Initial management of mild traumatic brain injury: variability
of clinical presentation and accuracy of diagnosis
Y. Alekseenko¹
¹VITEBSK, BELARUS
- EP3226** Significance of unusual movements in the diagnosis of brain
death
Y. Beckmann¹, Y. Çiftçi¹, T.K. İncesu¹, G. Akhan¹
¹İZMIR, TURKEY
- EP3227** Brain mapping utilizing quantitative EEG (Q-EEG) with Loretta
3-dimensional source analysis in traumatic brain injury (TBI)
G. Newman¹, W.E. Kozachuk¹, S. Hether², B.E. Gray¹
¹LUTHERVILLE, ²TOWSON, UNITED STATES

eSESSION 3.2: HEADACHE AND PAIN 2**CHAIRPERSON:**

YURI ALEKSEENKO, VITEBSK, BELARUS

Poster No

- EP3228** Contact heat-evoked potentials (CHEPs) in healthy subjects and patients with episodic or chronic migraine
S.L. Sava¹, T. Sasso D'Elia¹, R. Baschi¹, E. Vecchio¹, V. de Pasqua¹, D. Magis¹, J. Schoenen¹
¹LIÈGE, BELGIUM
- EP3229** Chronic headache (CH) and obstructive sleep apnoea (OSA) – preliminary findings
F.G. Stelzer¹, J.C. Tomiozzo Jr.¹, L.H. Tieppo Fornari¹, V. Grassi¹, A. Eckeli², L. Menke Barea¹
¹PORTO ALEGRE, ²RIBEIRÃO PRETO, BRAZIL
- EP3230** Efficacy and safety of venlafaxine for the treatment of chronic migraine: a randomized, double-blind, controlled trial
M. Togha¹, F. Taghdiri¹, S. Razeghi¹
¹TEHRAN, IRAN, ISLAMIC REPUBLIC OF
- EP3231** New kynurenic acid derivative decreases pain-related behaviour and neuronal activation induced by orofacial formalin in the caudal part of spinal trigeminal nucleus of the rat
A. Fejes-Szabó¹, Z. Bohár¹, L. Tar¹, G. Nagy-Grócz¹, I. Szatmári¹, F. Fülöp¹, J. Toldi¹, L. Vécsei¹, Á. Párdutz¹
¹SZEGED, HUNGARY
- EP3232** The impact of cognitive symptoms on migraine attack related disability
R. Gil Gouveia¹, A.G. Oliveira², I.P. Martins¹
¹LISBON, PORTUGAL, ²RIO GRANDE DO NORTE, BRAZIL
- EP3233** Clinical parameters for the relationship between migraine and persistent foramen ovale (PFO)-closure
A. Sykora¹, C. Höhlig¹, H.J. Koch¹, L. Vaskelyte¹, T. Ketteler¹, H. Reichmann², G.W. Ickenstein¹
¹AUE, ²DRESDEN, GERMANY
- EP3234** Idiopathic intracranial hypertension
A. Khefifi¹, M. Benhlima¹, I. Chatti¹, S. Benamor¹, M.S. Harzallah¹, S. Benammou¹
¹SOUSSE, TUNISIA

MONDAY, JUNE 2, 2014

13:30-14:15

eSESSION 3.2: HEADACHE AND PAIN 2 (CONTD.)

CHAIRPERSON:

YURI ALEKSEENKO, VITEBSK, BELARUS

Poster No

- EP3235** Abstract withdrawn
- EP3236** Tolosa-Hunt syndrome – Is it really necessary to show granuloma?
A. Podgorac¹, J. Zidverc-Trajkovic¹, N. Veslinovic¹, Z. Jovanovic¹, A. Ristic¹, A. Radojicic¹, A. Pavlovic¹, M. Mijajlovic¹, T. Svabic-Medjedovic¹, N. Covickovic-Sternic¹
¹BELGRADE, SERBIA
- EP3237** Cluster headache: epidemiological, clinical and therapeutic study in a Tunisian population
A. Riahi¹, I. Bedoui¹, H. Derbali¹, M. Messelmani¹, M. Mansour¹, J. Zaouali¹, R. Mrissa¹
¹TUNIS, TUNISIA
- EP3238** Auriculotemporal neuralgia: a clinical study of 8 cases
M. Ruiz Piñero¹, J. Porta-Etessam², S. García-Ptacek², C. De la Cruz Rodríguez¹, M.L. Cuadrado², Á.L. Guerrero Peral¹
¹VALLADOLID, ²MADRID, SPAIN
- EP3239** Targeted autologous epidural blood patch with computerized tomography-myelography is an effective treatment modality in patients with spontaneous intracranial hypotension
S.G. Ryu¹, H.D. Noh¹, J. Lee¹
¹DAEGU, KOREA, REPUBLIC OF
- EP3240** Morning headache (MH) among South-Brazilian habitual snorers
F.G. Stelzer¹, J.C. Tomiozzo Jr.¹, V. Grassi¹, L.H. Tieppo Fornari¹, A. Eckel², L. Menke Barea¹
¹PORTO ALEGRE, ²RIBEIRÃO PRETO, BRAZIL

eSESSION 3.2: HEADACHE AND PAIN 2 (CONTD.)

CHAIRPERSON:

YURI ALEKSEENKO, VITEBSK, BELARUS

Poster No

- EP3241** Characteristics of the diagnostic criteria for migraine in international classification of headache disorder III-beta (ICHD III beta)
K. Takagi¹, R. Hishida¹, S. Nojima¹, H. Kobayashi¹, K. Yamazaki¹
¹INASHIKI-GUN, JAPAN
- EP3242** Prevalence, risk factors and treatment of headache disorders in medical students
E.R. Lebedeva¹, N.R. Kobzeva¹, T.S. Tsypushkina¹,
P.A. Philimonova¹, D.V. Gilev¹, J. Olesen²
¹YEKATERINBURG, RUSSIAN FEDERATION, ²COPENHAGEN, DENMARK
- EP3243** Monitoring the use of symptomatic drugs in headache: a population study
F. Antonaci¹, C. Voiticovschi-Iosob^{1,2}, I. De Cillis², L. Gervasio¹,
C. Fattore¹, M. Bianchi¹, G. Nappi¹
¹PAVIA, ITALY, ²CHISINAU, MOLDOVA

MONDAY, JUNE 2, 2014

13:30-14:15

eSESSION 3.2: NEUROIMAGING

CHAIRPERSON:

LÁSZLÓ CSIBA, DEBRECEN, HUNGARY

Poster No

- EP3244** Cortical thickness in mild cognitive impairment patients showing different biomaker profiles
E. Cavedo^{1,2}, S. Galluzzi¹, B. Vicini-Chilovi¹, S. Magnaldi¹, B. Paghera¹, A. Padovani¹, G.B. Frisoni^{1,3}
¹BRESCIA, ITALY, ²PARIS, FRANCE, ³GENEVA, SWITZERLAND
- EP3245** Optimized objective SPM analysis improves accuracy of [18F]FDG-PET imaging in dementia diagnosis
C. Cerami¹, P.A. Della Rosa², F. Gallivanone², F. Fallanca¹, E.G. Vanoli¹, A. Panzacchi¹, F.M. Nobili³, S. Pappatà⁴, A. Marcone¹, V. Garibotto⁶, S.F. Cappa^{1,5}, G. Magnani¹, L. Gianolli¹, D. Perani^{1,2}
¹MILAN, ²SEGRATE, ³GENOA, ⁴NAPLES, ⁵PAVIA, ITALY, ⁶GENEVA, SWITZERLAND
- EP3246** Mapping microstructural changes in nigrostriatal and extranigral pathways in Parkinson's disease
G. Garraux¹, E. Ziegler¹, M. Rouillard¹, E. André¹, T. Coolen¹, J. Stender¹, E. Balteau¹, C. Phillips¹
¹LIÈGE, BELGIUM
- EP3247** Diagnostic effectiveness of ioflupane 123 injection (DaTSCAN™) for prediction of clinical diagnosis in clinically uncertain parkinsonian syndrome (CUPS)
R.A. Hauser¹, I.D. Grachev², K. Marek³, J. Seibyl³, A. Kupsch⁵, M. Plotkin⁶, T. Lin⁴, N. Bajaj⁷
¹TAMPA, ²PRINCETON, ³NEW HAVEN, ⁴COCKEYSVILLE, UNITED STATES, ⁵MAGDEBURG, ⁶BERLIN, GERMANY, ⁷NOTTINGHAM, UNITED KINGDOM
- EP3248** Sonographic alterations of brain structures in patients with Huntington's disease
K. Jachi'nska¹, G. Witkowski¹, H. Sienkiewicz-Jarosz¹, I. Stępnia¹, D. Ryglewicz¹, P. Nauman¹
¹WARSAW, POLAND
- EP3249** Contribution of global and regional damage of the gray and white matter to fatigue in MS
P. Preziosa¹, M.A. Rocca¹, L. Parisi¹, E. Pagan¹, B. Colombo¹, V. Martinelli¹, A. Falini¹, G. Comi¹, M. Filippi¹
¹MILAN, ITALY

eSESSION 3.2: NEUROIMAGING (CONTD.)

CHAIRPERSON:

LÁSZLÓ CSIBA, DEBRECEN, HUNGARY

Poster No

- EP3250** **Functional correlates of impaired working memory in MS patients: a multicentre study**
G.C. Riccitelli¹, M.A. Rocca¹, P. Valsasina¹, K. Abdel-Aziz³, F. Barkhof⁴, C. Enzinger⁵, F. Fazekas⁵, A. Gallo², H. Hulst⁴, X. Montalban⁶, N. Muhlert³, A. Rovira⁶, G. Tedeschi², G. Comi¹, M. Filippi¹
¹MILAN, ²NAPLES, ITALY, ³LONDON, UNITED KINGDOM, ⁴AMSTERDAM, NETHERLANDS, ⁵GRAZ, AUSTRIA, ⁶BARCELONA, SPAIN
- EP3251** **Prevalence of DLB features in possible dementia with Lewy bodies and its relationship to changes in dementia diagnostic category after dopamine transporter imaging using DaTSCAN™**
Z. Walker^{1,2}, A. Thomas³, F. Inglis⁴, N. Tabet⁵, M. Rainer⁶, M. Banica⁷, I. Grachev⁸, E. Moreno¹⁰, A. Padovanj⁹
¹LONDON, ²ESSEX, ³NEWCASTLE UPON TYNE, ⁴GLASGOW, ⁵BRIGHTON, UNITED KINGDOM, ⁶WIEN, AUSTRIA, ⁷TRIEST, ⁸BRESCIA, ITALY, ⁹PRINCETON, UNITED STATES, ¹⁰MADRID, SPAIN
- EP3252** **A comparative value of 123^I-Ioflupane single photon emission computed tomography (DaTSCAN) and transcranial sonography (TCS) for Parkinson's disease diagnostics: an 8-year retrospective study**
K. Laučkaitė¹, E. Daukšytė¹, D. Šurkienė¹, B. Gaižauskienė¹, A. Vaitkus¹, D. Rastenytė¹, N. Jurkienė¹, G. Kuprionis¹, S. Vėlyvytė-Šedienė¹
¹KAUNAS, LITHUANIA
- EP3253** **Language dominance assessment in a bilingual population: validity of fMRI in the second language**
M. Centeno¹, M. Koeppe¹, C. Vollmar¹, J. Stretton¹, C. Michael¹, M. Symms¹, M. Sidhu¹, P. Thompson¹, J. Duncan¹
¹LONDON, UNITED KINGDOM
- EP3254** **Diffusion tensor imaging evidence of corticospinal pathway involvement in frontotemporal lobar degeneration**
C. Crespi¹, C. Cerami¹, A. Dodich¹, A. Marcone¹, N. Canessa¹, S. Iannaccone¹, M. Corbo¹, C. Lunetta¹, E. Scola¹, A. Falini¹, S.F. Cappa^{1,2}
¹MILAN, ²PAVIA, ITALY
- EP3255** **Dopaminergic modulation of the resting-state sensori-motor**

MONDAY, JUNE 2, 2014

13:30-14:15

eSESSION 3.2: NEUROIMAGING (CONTD.)

CHAIRPERSON:

LÁSZLÓ CSIBA, DEBRECEN, HUNGARY

Poster No

network in drug-naive patients with Parkinson's disease

R. De Micco¹, A. Tessitore¹, A. Giordano¹, R. Conforti¹,
G. Pignataro¹, L. Annunziato¹, F. Esposito², G. Tedeschi¹
¹NAPLES, ²SALERNO, ITALY

EP3256

Reduced activity of resting state networks in multiple sclerosis

P. Faragó¹, N. Szabó^{1,2}, A. Király¹, G. Csete¹, E. Tóth¹,
K. Bencsik¹, L. Vécsei¹, Z.T. Kincses^{1,2}
¹SZEGED, HUNGARY, ²BRNO, CZECH REPUBLIC

EP3257

Executive resting-state network connectivity in migraine with and without aura

L. Marcuccio¹, A. Russo¹, F. Esposito^{1,2}, A. Giordano¹,
M. De Stefano¹, M. Cirillo¹, G. Tedeschi¹, A. Tessitore¹
¹NAPLES, ITALY, ²MAASTRICHT, NETHERLANDS

EP3258

Basal ganglia structural changes in primary focal dystonia

L. Sarro¹, F. Agosta¹, S. Galantucci¹, A. Tomic³, M. Svetel³,
M. Copetti², N. Kresojevic³, V.S. Kostic³, M. Filippi²
¹MILAN, ²SAN GIOVANNI ROTONDO, ITALY, ³BELGRADE, SERBIA

EP3259

Microstructural alterations detected by combined resting-state fMRI and diffusion tensor imaging in patients with mild traumatic brain injury

H. Tan¹, W.B. Zheng¹, C.X. Wu¹
¹SHANTOU, CHINA

EP3260

Using 1H-MR spectroscopy and resting-state fMRI to study the metabolic and functional alternations of brain caused by opioid codeine

Z. Cao¹, H. Lan¹, P. Lin¹, Z. Shen¹, Y. Xiao¹, R. Wu¹
¹SHANTOU, CHINA

EP3261

Regional metabolic change in occipital cortex in patients with mild traumatic brain injury: study by magnetic resonance spectroscopy (MRS)

H.D. Zhang¹, L.X. Huang¹
¹SHANTOU, CHINA

eSESSION 3.2: SLEEP DISORDERS

CHAIRPERSON:

JOAN SANTAMARIA, BARCELONA, SPAIN

Poster No

- EP3262** Post-H1N1 narcolepsy-cataplexy in Germany: case series of 9 children and adolescents
H. Hidalgo¹, C.L.A. Bassetti², U. Kallweit^{1,2}
¹KATZENELNBOGEN, GERMANY, ²BERN, SWITZERLAND
- EP3263** Sleep promotion with baclofen improves functional recovery and promotes neuroplasticity after stroke in rats
A. Hodor¹, S. Palchykova¹, F. Baracchi¹, T. Horvath¹, C.L. Bassetti¹
¹BERN, SWITZERLAND
- EP3264** Narcolepsy marks DNMT1-associated disorders
K. Kaveh Moghadam¹, F. Pizza¹, C. La Morgia¹, C. Franceschini², C. Tonon³, R. Lodi¹, P. Barboni¹, M. Seri¹, S. Ferrari¹, R. Liguori¹, V. Donadio³, P. Parchi¹, F. Cornelio³, D. Inzitari⁴, A. Mignarri⁵, G. Capocchi⁶, M.T. Dotti⁵, S. Nasseti¹, M.P. Giannoccaro¹, J. Winkelmann^{7,8}, L. Lin⁸, E. Mignot⁸, V. Carelli¹, G. Plazzi¹
¹BOLOGNA, ²PARMA, ³MILANO, ⁴FIRENZE, ⁵SIENA, ⁶TERNI, ITALY, ⁷MÜNCHEN, GERMANY, ⁸PALO ALTO, UNITED STATES
- EP3265** Iron deficiency in pregnant women with restless legs syndrome
M. Minár¹, Z. Košťutková¹, H. Habánová¹, I. Rusňák¹, K. Planck¹, P. Valkovič¹
¹BRATISLAVA, SLOVAKIA
- EP3266** Sleep related violence and sexual behaviour in sleep: a systematic review of medical-legal case reports
F. Ingravallo¹, F. Poli¹, E. Gilmore¹, F. Pizza¹, L. Vignatelli¹, C. Schenck², G. Plazzi¹
¹BOLOGNA, ITALY, ²MINNEAPOLIS, UNITED STATES
- EP3267** Patients with increased blood pressure in sleep have higher numbers of periodic limb movements
M. Sieminski¹, M. Partinen²
¹GDANSK, POLAND, ²HELSINKI, FINLAND
- EP3268** Characteristics of sleep-disordered breathing in etiologic subtypes of acute ischemic stroke
P. Šiarnik¹, Z. Čarnická¹, L. Krížová¹, K. Klobučníková¹, B. Kollár¹, P. Turčáni¹, M. Sýkora²
¹BRATISLAVA, SLOVAKIA, ²HEIDELBERG, GERMANY

MONDAY, JUNE 2, 2014

13:30-14:15

eSESSION 3.2: SLEEP DISORDERS (CONTD.)

CHAIRPERSON:

JOAN SANTAMARIA, BARCELONA, SPAIN

Poster No

- EP3269** Fatal familial insomnia: a case report of a non-reported Spanish family
R. Domínguez Rubio¹, A. Iglesias Mohedano¹, M. Hidalgo De la Cruz¹, R. Peraita-Adrados¹, J.M. Velázquez Pérez¹, J. Pérez Sánchez¹, A. Muñoz Gonzalez¹, Y. Fernández Bullido¹, J.A. Villanueva Osorio¹, F. Díaz Otero¹
¹MADRID, SPAIN
- EP3270** EEG functional connectivity modifications of cyclic alternating pattern in nocturnal frontal lobe epilepsy
F. Fadda¹, M. Puligheddu¹, M. Frascini², G. Milioli³, F. de Paolis³, A. Grassi³, S. Riccardi³, M. Demuru², F. Marrosu², L. Parrino³, R. Ferri⁴
¹MONSERRATO, ²CAGLIARI, ³PARMA, ⁴TROINA, ITALY
- EP3271** Sensitivity and specificity of the “REM sleep behavior disorder-single-question screen” (RBD-1Q) in Parkinson’s disease
M. Figorilli^{1,2}, B. Pereira¹, B. Debilly², P. Derost², A. Marques², M. Ulla², N. Vitello², M. Puligheddu¹, F. Durif², M.L. Fantini²
¹CAGLIARI, ITALY, ²CLERMONT-FERRAND, FRANCE
- EP3272** Autonomic activity during sleep in patients with nocturnal frontal lobe epilepsy: the role of cyclic alternating pattern
A. Grassi¹, G. Milioli¹, S. Riccardi¹, A. Melpignano¹, L. Parrino¹, M.G. Terzano¹
¹PARMA, ITALY
- EP3273** Diagnostic potential of nocturnal sleep stage transitions to identify narcolepsy with cataplexy
F. Pizza¹, S. Vandì¹, M. Iloti¹, K. Kaveh Moghadam¹, E. Mignot², G. Plazzi¹
¹BOLOGNA, ITALY, ²PALO ALTO, UNITED STATES
- EP3274** Impact of acute administration of sodium oxybate on nocturnal sleep polysomnography and on multiple sleep latency test in narcolepsy with cataplexy
G. Plazzi¹, F. Pizza¹, S. Vandì¹, K. Kaveh Moghadam¹, D. Aricò², O. Bruni², Y. Dauvilliers³, R. Ferri²
¹BOLOGNA, ²ROMA, ITALY, ³MONTPELLIER, FRANCE

TUESDAY, JUNE 3, 2014

SESSIONS

Access the American Academy of Neurology's premiere publications!



Visit us at booth #F35
for special meeting discounts!

TUESDAY, JUNE 3, 2014

8:30-10:30

**SYMPOSIUM 7: HEADACHES:
AN UPDATE ON NEUROBIOLOGY,
GENETICS AND MANAGEMENT****CHAIRPERSONS:**

JEAN SCHOENEN, LIÈGE, BELGIUM

JES OLESEN, COPENHAGEN, DENMARK

Neurobiology of the transformation from episodic to chronic headache <i>Tim Jürgens, REGENSBURG, GERMANY</i>	08:30
Genetics and neurobiology of conditions causing migraine and stroke (CADASIL, Col4A1, HRNS, FHM) <i>Cenk Ayata, CHARLESTOWN, UNITED STATES</i>	09:00
Strategies in the management of chronic headache patients <i>Jean Schoenen, LIÈGE, BELGIUM</i>	09:30
Acute headache units <i>Anne Ducros, PARIS, FRANCE</i>	10:30

TUESDAY, JUNE 3, 2014

08:30-10:30

SYMPOSIUM 8: NEW THERAPEUTICS ON THE HORIZON

CHAIRPERSONS:

RICHARD A.C. HUGHES, LONDON, UNITED KINGDOM

CLAUDIO BASSETTI, BERN, SWITZERLAND

Stroke <i>Stephen Davis, PARKVILLE, AUSTRALIA</i>	08:30
Multiple sclerosis <i>Kjell-Morten Myhr, BERGEN, NORWAY</i>	09:00
Epilepsy <i>Tony Marson, LIVERPOOL, UNITED KINGDOM</i>	09:30
Treatment of hereditary myopathies: a close horizon <i>Zohar Argov, JERUSALEM, ISRAEL</i>	10:00

**SPECIAL SESSION:
HIGHLIGHTS OF THE CONGRESS**

CHAIRPERSON:

ERSIN TAN, ANKARA, TURKEY



Discussion Panel

F. Gülsen Akman Demir, ISTANBUL – CAPA, TURKEY

Bülent Elibol, ANKARA, TURKEY

Feza Deymeer, ISTANBUL – CAPA, TURKEY

Ethem M. Arsava, ANKARA TURKEY

Görseny Yener, IZMIR, TURKEY

Yesim Parman, ISTANBUL – CAPA, TURKEY

Candan Gürses, ISTANBUL – CAPA, TURKEY

Levent Ertugrul İnan, ANKARA, TURKEY

The Turkish Neurological Society will organise this session.
The group of experts will sum up the highlights of the
programm.

TUESDAY, JUNE 3, 2014

13:15-14:45

ORAL SESSION 4.1: CEREBROVASCULAR DISEASES 2

CHAIRPERSONS:

FRANZ FAZEKAS, GRAZ, AUSTRIA

KÜRSAD KUTLUK, IZMIR, TURKEY

Session No		
<u>OS4101</u>	<p>Continue or stop pre-stroke antihypertensive therapy in acute stroke: main results from the efficacy of nitric oxide in stroke (ENOS) trial P.M.W. Bath¹, L. Woodhouse¹, S. Utton¹, N. Sprigg¹ ¹NOTTINGHAM, UNITED KINGDOM</p>	13:15
<u>OS4102</u>	<p>Exosomes reduce brain injury in a rodent stroke model via immunomodulatory actions and stimulation of post-ischemic neuroregeneration T.R. Doepfner¹, J. Herz¹, A. Görgens¹, J. Schlechter¹, A.-K. Ludwig¹, K. de Mirochedji¹, B. Giebel¹, D.M. Hermann¹ ¹ESSEN, GERMANY</p>	13:30
<u>OS4103</u>	<p>B-type natriuretic peptide predicts stroke of presumable cardioembolic origin in addition to coronary artery calcification K. Kara¹, J. Gronewold¹, U.K. Seidel¹, T. Neumann¹, A.A. Mahabadi¹, C. Weimar¹, N. Lehmann¹, K. Berger², H. Kälsch¹, M. Bauer¹, M. Broecker-Preuss¹, S. Möhlenkamp³, S. Moebus¹, K.-H. Jöckel¹, R. Erbel¹, D.M. Hermann¹ ¹ESSEN, ²MÜNSTER, ³MOERS, GERMANY</p>	13:45
<u>OS4104</u>	<p>HMG-CoA reductase inhibition promotes stroke recovery perilesional tissue remodeling and contralesional pyramidal tract plasticity E. Kilic¹, R. Reitmeir², U. Kilic², A.B. Caglayan¹, M.C. Beker¹, S. Ethemoglu¹, D.M. Hermann² ¹ISTANBUL, TURKEY, ²ESSEN, GERMANY</p>	14:00
<u>OS4105</u>	<p>Motor recovery after ischemic stroke in mice is age-dependent and correlates with brain BDNF levels S. Rössl¹, E. Göb¹, F. Fluri¹, F. Langhauser¹, U. Malzahn¹, R. Blum¹, M. Sendtner¹, C. Kleinschnitz¹ ¹WÜRZBURG, GERMANY</p>	14:15

ORAL SESSION 4.1:
CEREBROVASCULAR DISEASES 2

CHAIRPERSONS:

FRANZ FAZEKAS, GRAZ, AUSTRIA
KÜRSAD KUTLUK, IZMIR, TURKEY

Session No

OS4106 Cooperative hand movements in stroke patients: 14:30
impaired neural coupling
M. Schrafl¹, V. Dietz¹
¹ZURICH, SWITZERLAND

TUESDAY, JUNE 3, 2014

15:15-16:45

ORAL SESSION 4.2: MULTIPLE SCLEROSIS AND RELATED DISORDERS 3

CHAIRPERSONS:

GIANCARLO COMI, MILAN, ITALY

AKSEL SIVA, ISTANBUL, TURKEY

Session No		
<u>OS4201</u>	<p>Active-controlled study to investigate the ability of the HAP score to predict responders to Octagam 5% in patients with early relapsing multiple sclerosis (PREDICT study)</p> <p>T. Berger¹, A. Boyko², G. Comi³, I. Elovaara⁴, H.-P. Hartung⁵, L. Kappos⁶, X. Montalban⁷, S. Wietek⁸, S. Meuer⁹, T. Giese⁹</p> <p>¹INNSBRUCK, ²VIENNA, AUSTRIA, ³MOSCOW, RUSSIAN FEDERATION, ⁴MILAN, ITALY, ⁵TAMPERE, FINLAND, ⁶DÜSSELDORF, ⁷HEIDELBERG, GERMANY, ⁸BASEL, SWITZERLAND, ⁹BARCELONA, SPAIN</p>	15:15
<u>OS4202</u>	<p>Patients who switch to natalizumab have better outcomes than those who continue on the same platform therapy after a relapse</p> <p>H. Butzkueven¹, T. Spelman¹, T. Kalincik¹, F. Pellegrini², A. Zhang³, M. Trojano⁴, H. Wiendl⁵, L. Kappos⁶, R. Hyde³, S. Belachew³, F. Verheul⁷, F. Grand-Maison⁸, G. Izquierdo⁹</p> <p>¹MELBOURNE, AUSTRALIA, ²CHIETI, ⁴BARI, ITALY, ³CAMBRIDGE, UNITED STATES, ⁵MÜNSTER, GERMANY, ⁶BASEL, SWITZERLAND, ⁷GOUDA, NETHERLANDS, ⁸QUEBEC, CANADA, ⁹SEVILLA, SPAIN</p>	15:30
<u>OS4203</u>	<p>After a relapse, patients who switch to natalizumab have better outcomes than those who switch between platform therapies</p> <p>M. Trojano¹, T. Spelman², T. Kalincik², A. Zhang³, H. Wiendl⁴, L. Kappos⁵, S. Belachew³, R. Hyde³, F. Verheul⁶, F. Grand-Maison⁷, G. Izquierdo⁸, H. Butzkueven²</p> <p>¹BARI, ITALY, ²MELBOURNE, AUSTRALIA, ³CAMBRIDGE, UNITED STATES, ⁴MÜNSTER, GERMANY, ⁵BASEL, SWITZERLAND, ⁶GOUDA, NETHERLANDS, ⁷QUEBEC, CANADA, ⁸SEVILLA, SPAIN</p>	15:45

ORAL SESSION 4.2:
MULTIPLE SCLEROSIS AND
RELATED DISORDERS 3

CHAIRPERSONS:

GIANCARLO COMI, MILAN, ITALY

AKSEL SIVA, ISTANBUL, TURKEY

Session No

- OS4204** Clinical efficacy and safety of peginterferon beta-1a in patients with relapsing-remitting multiple sclerosis: 2-year data from the pivotal phase 3 ADVANCE study 16:00
B.C. Kieseier¹, L. Balcer², A. Boyko³, J. Pelletier⁴, S. Liu⁵, Y. Zhu⁵, A. Seddighzadeh⁵, S. Hung⁵, A. Deykin⁵, D. Arnold², S. Sheikh³
¹DÜSSELDORF, GERMANY, ²NEW YORK, ⁵CAMBRIDGE, UNITED STATES, ³MOSCOW, RUSSIAN FEDERATION, ⁴MARSEILLE, FRANCE
- OS4205** Oral versus intravenous high doses of methylprednisolone in multiple sclerosis relapses, a double blinded randomised controlled trial (COPOUSEP): results at 1 month (primary end-point) 16:15
E. Le Page¹, D. Veillard¹, V.D. Laplaud², R. Wardi³, C. Lebrun⁴, F. Zagnoli⁵, S. Wiertlewiki², V. Deburghgraeve¹, M. Coustans⁶, G. Edan¹, B. Wenne⁷
¹RENNES, ²NANTES, ³ST BRIEUC, ⁴NICE, ⁵BREST, ⁶QUIMPER, ⁷BRITTANY, FRANCE
- OS4206** Effect of teriflunomide on MRI activity in patients with early MS: outcomes from the phase 3 TOPIC study 16:30
J.S. Wolinsky¹, G. Comi², L. Kappos³, D. Bauer⁴, P. Truffinet⁵, A.E. Miller⁶
¹HOUSTON, ⁴BRIDGEWATER, ⁶NEW YORK, UNITED STATES, ²MILAN, ITALY, ³BASEL, SWITZERLAND, ⁵CHILLY-MAZARIN, FRANCE

TUESDAY, JUNE 3, 2014

13:15-16:45

TEACHING COURSE 19: RECENT ADVANCES IN THE DIAGNOSIS OF PARKINSONIAN SYNDROMES – LEVEL 3

CHAIRPERSON:

MARIE VIDAILHET, PARIS, FRANCE

Genetics of Parkinson's disease: insights into molecular mechanisms <i>Christiene Klein, LÜBECK, GERMANY</i>	13:15
Update on MRI for differential diagnosis of parkinsonian syndromes <i>Klaus Seppi, INNSBRUCK, AUSTRIA</i>	14:00
Coffee break	14:45
Biomarkers in CSF and plasma for parkinsonian syndromes <i>Marie Vidailhet, PARIS, FRANCE</i>	15:15
Neuropsychological profiles in parkinsonian syndromes <i>Jaime Kulisevsky, BARCELONA, SPAIN</i>	16:00

At the completion of this session, participants should be able to:

1. Discuss the new developments on the genetics of Parkinson's disease
2. Describe the new MRI techniques for differential diagnosis of parkinsonian syndromes
3. Discuss the new data on CSF and plasma biomarkers for parkinsonian syndromes
4. Recognise the cognitive and behavioural changes in parkinsonian syndromes

TEACHING COURSE 20: NEURO-OPHTHALMOLOGY – LEVEL 2

CHAIRPERSON:

CHRISTOPHER KENNARD, OXFORD, UNITED KINGDOM

Central disorders of vision	13:15
<i>Christopher Kennard, OXFORD, UNITED KINGDOM</i>	
Dilated pupil: A diagnostic challenge	14:00
<i>Tulay Kansu, ANKARA, TURKEY</i>	
Coffee break	14:45
Visual loss in neurological disorders	15:15
<i>Detlef Kömpf, LÜBECK, GERMANY</i>	
Oculomotor deficits in clinical neurology: new aspects	16:00
<i>Bertrand Gaymard, PARIS, FRANCE</i>	

This educational course is intended for both trainees and consultant neurologists. Topics include visual loss in neurologic disorders, central disorders of vision, pupillary and ocular motor disorders. Lecturers will present clinical cases to illustrate their talks and basic principles will be emphasised.

Upon completion, participants will have become familiar with the diagnosis, evaluation, treatment and the scientific basis of many common neuro-ophthalmic problems.

TUESDAY, JUNE 3, 2014

11:00-14:30

TEACHING COURSE 21: DIAGNOSIS AND TREATMENT OF HEADACHE – LEVEL 2

CHAIRPERSONS:

FABIO ANTONACI, PAVIA, ITALY

RIGMOR HOJLAND JENSEN, GLOSTRUP, DENMARK

Symptomatic treatment choice in emergency room and the real patient <i>Anne Ducros, PARIS, FRANCE</i>	11:00
Chronic headache in the clinic, what can be done? <i>Rigmor H. Jensen, GLOSTRUP, DENMARK</i>	11:45
Lunch	12:30
Beyond the preventive treatment guideline: Lesson from mistakes <i>Fabio Antonaci, PAVIA, ITALY</i>	13:00
TMJ dysfunction: a challenge for the neurologist <i>Marzia Segù, PAVIA, ITALY</i>	13:45

This teaching course will focus on the challenge that migraine represents in the routine clinical work of a neurologist. An opinion is often requested for evaluation of a headache/migraine in the emergency room and making the diagnosis of primary or secondary headache, and a prompt pharmacological resolution is mandatory. In a headache clinic a chronic headache patient is so often the case to solve with a past history of several examination and different treatment in most of the case unsuccessful. Treatment guidelines should be the comet in the decisional process but there may be still some differences in terminology in the various countries, difficulties in the access, in the upgrade and flexibility/rigidity of the available drugs that generate mistakes. Since the migrainous pain is generally referred around the eye a careful differential diagnosis versus ophthalmological diseases is mandatory.

TEACHING COURSE 22: ACUTE CENTRAL NERVOUS SYSTEM INFECTIONS – LEVEL 2-3

CHAIRPERSON:

BETTINA PFAUSLER, INNSBRUCK, AUSTRIA

Diagnosis and diagnostics	11:00
<i>Israel Steiner, PETACH TIKVAH, ISRAEL</i>	
Emergency room management	11:45
<i>Bettina Pfausler, INNSBRUCK, AUSTRIA</i>	
Lunch	12:30
ICU-management	13:00
<i>Romaine Sonnevile, PARIS, FRANCE</i>	
Infections in immune-compromised patients	13:45
<i>Peter G.E. Kennedy, GLASGOW, UNITED KINGDOM</i>	

Israel Steiner discusses the most recent developments in diagnostic procedures, an aspect which is so enormously important since in acute bacterial meningitis, brain abscess or viral encephalitis earliest possible diagnosis and detection of the causative agent at the earliest point time is essential for appropriate emergency management and timely application of antimicrobial chemotherapeutics.

Bettina Pfausler addresses the emergency room management, i. e. the very short period of time in which a suspected infectious disease will turn into proven bacterial meningitis, viral encephalitis, cerebral malaria. The emergency room therapy, ranging from corticosteroid-administration of antimicrobial chemotherapy, to management of status epilepticus and/or brain edema, neuroimaging as well as CSF examination will be the major topics of Bettina Pfausler's talk.

Romaine Sonnevile, addresses the ICU management of a patient with acute central nervous system infection, ranging from specific and special pharmacodynamic considerations of antibiotics in the hemodynamically unstable septic and meningitic patient to management of multiorgan dysfunction in severe acute bacterial meningitis and sepsis. In addition, he will address the peculiarities of a patient with acute encephalopathy due to viral encephalitis or acute bacterial meningitis, thereby avoiding secondary insult onto the brain.

TUESDAY, JUNE 3, 2014

11:00-14:30

TEACHING COURSE 22:
ACUTE CENTRAL NERVOUS SYSTEM
INFECTIONS – LEVEL 2-3

CHAIRPERSON:
BETTINA PFAUSLER, INNSBRUCK, AUSTRIA

Peter Kennedy discusses the special aspects of the acute infections of the central nervous system in patients suffering from an immune-compromised state. He will address, in particular, the different pathogenic agents seen in patients with impaired T-cell function as well as in patients suffering from impaired number of function of polymorphonuclear granulocytes. Such an early differentiation of the type of immune compromise the best possible tentative diagnosis of the causative agent with a best possible appropriate, frequently rather complex antimicrobial chemotherapy.

TEACHING COURSE 23: NEW ADVANCES IN THE DIAGNOSIS OF NEUROPATHIES – LEVEL 2

CHAIRPERSON:

CLAUDIA SOMMER, WÜRZBURG, GERMANY

Clinical neurophysiology: state of the art <i>Christian Krarup, COPENHAGEN, DENMARK</i>	13:15
Anti-nerve antibodies: update on clinical use <i>Eduardo Nobile-Orazio, ROZZANO, ITALY</i>	14:00
Coffee break	14:45
Skin and nerve biopsy: when and how should we do it? <i>Claudia Sommer, WÜRZBURG, GERMANY</i>	15:15
Genetic neuropathies: what genetic test should we ask for? <i>Mary Reilly, LONDON, UNITED KINGDOM</i>	16:00

This course is designed for trainees or practitioners wishing to update and further develop their knowledge in the field of peripheral neuropathy. Participants will obtain up-to-date information on tests and procedures available for the diagnostic work-up of neuropathies. The presentations will focus on practical clinical use and of the diagnostic tests and on their interpretation in the clinical context. Speakers will focus on recent advances in the field and how this contributes to patient stratification for therapy.

TUESDAY, JUNE 3, 2014

13:15-16:45

TEACHING COURSE 24: THERAPY IN NEUROLOGY II – LEVEL 2

CHAIRPERSONS:

NILS ERIK GILHUS, BERGEN, NORWAY

HANNAH R. COCK, LONDON, UNITED KINGDOM

Guidelines on drug treatment of neuropathic pain: which drugs neurologists really need to know	13:15
<i>Nadine Attal, BOULOGNE-BILLANCOURT, FRANCE</i>	
Early multiple sclerosis	14:00
<i>Hans-Peter Hartung, DÜSSELDORF, GERMANY</i>	
Coffee break	14:45
New antiepileptic drugs	15:15
<i>Paul A.J.M. Boon, GHENT, BELGIUM</i>	
Current treatments in gliomas	16:00
<i>Riccardo Soffietti, TURIN, ITALY</i>	

TEACHING COURSE 25: CLINICAL APPROACH TO COGNITIVE DETERIORATION AND DEMENTIA – LEVEL 1

CHAIRPERSON:

ANA ISABEL FIGUEIRA VERDELHO, LISBON, PORTUGAL

Treatable causes of dementia	13:15
<i>Sokratis Papageorgiou, CHAIDARI, GREECE</i>	
Main neurodegenerative dementias	14:00
<i>Florence Pasquier, LILLE, FRANCE</i>	
Coffee break	14:45
Vascular dementia	
<i>Ana Isabel Figueira Verdelho, LISBON, PORTUGAL</i>	15:15
Management of cognitive deterioration and dementia	16:00
<i>Gunhild Waldemar, COPENHAGEN, DENMARK</i>	

This teaching course will give a practical approach to the most frequent causes of cognitive deterioration and dementia. The programme will cover main causes of degenerative dementias, but also non-degenerative and treatable causes of dementia. Special focus will be given to the management of patients with cognitive impairment. Although the programme is designed for general neurologists, it will update data on diagnostic evaluation and treatment, using not only the experience of the clinicians but being also in accordance with the most recent evidence based data.

TUESDAY, JUNE 3, 2014

15:00-16:30

**MEDITERRANEAN SESSION –
JOINTLY ORGANISED BY EFNS / ENS AND
PAUNS (PAN ARAB UNION OF
NEUROLOGICAL SOCIETIES):
DEMENTIA AND ALZHEIMER'S DISEASE**

Nosology of Alzheimer's disease

Bruno Dubois, PARIS, FRANCE

**Epidemiology of dementia – does the Mediterranean diet
matter?**

Riadh Gouider, TUNIS, TUNISIA

Transcultural approach in dementia

Mostafa El Alaoui Faris, RABAT, MOROCCO

Alzheimer's disease from pathophysiology to treatment?

Martin N. Rossor, LONDON, UNITED KINGDOM

TUESDAY, JUNE 3, 2014

PAPER POSTER SESSIONS

PAPER POSTER SESSION 4: AGEING AND DEMENTIA 2

CHAIRPERSONS:

MOSTAFA EL-ALAOUI FARIS, RABAT, MOROCCO

CO-CHAIR:

CLEMENS GRUBER, VIENNA, AUSTRIA

Poster No

- PP4001** A hierarchy of temporal receptive windows in human auditory cortex: evidence in older adults and patients with mild cognitive impairment (MCI)
Y. Lerner¹, G. Yogev-Seligmann¹, T. Hendler¹, E. Ash¹, N. Giladi¹
¹TEL AVIV, ISRAEL
- PP4002** Impact of vascular factors on neuropsychiatric symptoms in Alzheimer's disease
R. Manso-Calderón¹, P. Cacabelos¹, M.D. Sevillano¹, M.E. Herrero², M. Moreno³, M.T. García³
¹SALAMANCA, ²PONFERRADA, ³ÁVILA, SPAIN
- PP4003** Usefulness of fist-edge-palm test in a dementia clinic
H. Park¹, S.Y. Moon¹
¹SUWON, KOREA, REPUBLIC OF
- PP4004** Dementia: when caregivers do not sleep
P. Pereira¹, A. Silvestre¹, C. Guarda¹
¹ALMADA, PORTUGAL
- PP4005** Facilitation of word retrieval in primary progressive aphasia
T. Raiser¹, K. Croot², N. Ackl¹, E. Wlasich¹, G. Stenglein-Krapf¹, A. Rominger¹, A. Danek¹
¹MUNICH, GERMANY, ²SYDNEY, AUSTRALIA
- PP4006** Demographic characteristics and classification of dementia types in a cohort of patients attending a memory clinic in Athens
P. Sakka¹, F. Kalligerou¹, K. Kondyli¹, P. Zoi¹, E. Danassi¹, E. Margioti¹
¹ATHENS, GREECE
- PP4007** Effect of arthropytum scoparium extract on cognitive performance of mice and acetylcholinesterase activity
M.A. Smach¹, B. Charfeddine¹, H. Dridi¹, J. Hafsa¹, K. Limem¹
¹SOUSSE, TUNISIA
- PP4008** Analysis of stereopsis of Alzheimer's disease with dementia patients using 3-dimensional TV
M.H. Song¹
¹POHANG-SI, KOREA, REPUBLIC OF

TUESDAY, JUNE 3, 2014

12:30-14:15

PAPER POSTER SESSION 4:
AGEING AND DEMENTIA 2 (CONTD.)

CHAIRPERSONS:

MOSTAFA EL-ALAOUI FARIS, RABAT, MOROCCO

CO-CHAIR:

CLEMENS GRUBER, VIENNA, AUSTRIA

- | Poster No | |
|---------------|---|
| <u>PP4009</u> | Functional ability and health status of community-dwelling late age elderly with and without history of multiple falls
T. Thaweewannakij ¹ , S. Amatachaya ¹ , J. Saengsuwan ¹ ,
W. Siritaratiwat ¹
¹ KHON KAEN, THAILAND |
| <u>PP4010</u> | Heterogeneity of dementia associated with Parkinson's disease
N.V. Trofimova ¹ , I.S. Preobragenskaya ¹
¹ MOSCOW, RUSSIAN FEDERATION |
| <u>PP4011</u> | The DEMNET-D-study: dementia care networks providing multiprofessional care and support in German communities
K. Wolf-Ostermann ¹ , J. Gräske ¹ , W. Hoffmann ² , B. Holle ³ ,
S. Schäfer-Wlakmann ⁴ , R. Thyrian ²
¹ BERLIN, ² ROSTOCK/GREIFSWALD, ³ WITTEN, ⁴ STUTT GART, GERMANY |
| <u>PP4012</u> | Burden of vascular risk factors for cognitive function in patients with Alzheimer's disease
T. Yamazaki ¹ , K. Nagata ¹ , D. Takano ¹ , T. Maeda ¹
¹ AKITA, JAPAN |
| <u>PP4013</u> | Abstract withdrawn |
| <u>PP4014</u> | Four sporadic Creutzfeldt-Jakob cases presenting in one year
T. Kurt Incesu ¹ , Y. Beckmann ¹ , B. Özer ¹ , H.S. Türe ¹ , I. Tatlıdil ¹ ,
Ş. Uysal ¹ , N.G. Bülbül ¹ , M. Mercan ¹ , F. Gelal ¹ , G. Akhan ¹
¹ IZMIR, TURKEY |
| <u>PP4015</u> | Effects of balance-cognitive dual-task training on postural stability and cognitive function in patients with vascular mild cognitive impairment
S.A. Likchachev ¹ , E.K. Sidorovich ¹ , N.N. Klishevskaya ¹
¹ MINSK, BELARUS |
| <u>PP4016</u> | Neurodegeneration and vascular damage in mixed dementia (clinical, CSF and PET study)
V.Y. Lobzin ¹ , A.Y. Emelin ¹ , M.M. Odinak ¹
¹ SAINT PETERSBURG, RUSSIAN FEDERATION |

PAPER POSTER SESSION 4:
AGEING AND DEMENTIA 2 (CONTD.)

CHAIRPERSONS:

MOSTAFA EL-ALAOUI FARIS, RABAT, MOROCCO

CO-CHAIR:

CLEMENS GRUBER, VIENNA, AUSTRIA

Poster No

- PP4017** Complex assessment of cerebral metabolism in early diagnosis of cognitive impairment
I. Lupanov¹, V. Lobzin¹, A. Emelin¹, S. Vorobyev¹, I. Boykov¹
¹SAINT PETERSBURG, RUSSIAN FEDERATION
- PP4018** Early brain metabolic changes in patients with prodromal stage of Alzheimer's disease
I. Lupanov¹, V. Lobzin¹, A. Emelin¹, I. Boykov¹
¹SAINT PETERSBURG, RUSSIAN FEDERATION
- PP4019** Fibrinogen and the risk of vascular dementia
D. Matcau¹
¹TIMISOARA, ROMANIA
- PP4020** Cerebral amyloid angiopathy-related inflammation presented as steroid-responsive rapidly progressive dementia
M. Mendonça¹, A. Caetano¹, M. Pinto¹, M. Viana-Baptista¹
¹LISBOA, PORTUGAL
- PP4021** Molecular pathogenesis of Alzheimer's disease
I. Mook-Jung¹
¹SEOUL, KOREA, REPUBLIC OF
- PP4022** Clinical practice with anti-dementia drugs and their side effects in a dementia unit
T. Moreno-Ramos¹, R. Garcia-Ramos Garcia¹, J. Porta Ettesam¹, J. Matías-Guiu Antem¹, J. Matías-Guiu Guía¹
¹MADRID, SPAIN
- PP4023** Public opinions toward dementia: awareness, knowledge and attitudes
P. Sachdeva¹, S. Hameed¹, L.T. Ng¹
¹SINGAPORE, SINGAPORE
- PP4024** Dementia screening in low to middle income-class Filipino families in Sta. Cruz, Manila: a community-based study
M.S.P. Suministrado¹, S.P. Sanidad¹, J.A. Catindig¹, S. Marasigan¹
¹MANILA, PHILIPPINES

TUESDAY, JUNE 3, 2014

12:30-14:15

PAPER POSTER SESSION 4:
AGEING AND DEMENTIA 2 (CONTD.)

CHAIRPERSONS:

MOSTAFA EL-ALAQUI FARIS, RABAT, MOROCCO

CO-CHAIR:

CLEMENS GRUBER, VIENNA, AUSTRIA

Poster No

- PP4025** **Use of walking devices in elderly**
P. Suwannarat¹, S. Amatachaya¹, J. Saengsuwan¹,
S. Nakmareong¹, L. Mato¹
¹KHON KAEN, THAILAND
- PP4026** **Cerebrovascular lesions affect Alzheimer's disease
clinical manifestation**
N. Trusova¹, T. Makotrova¹, E. Vasenina¹, A. Arablinskiy¹,
O. Levin¹
¹MOSCOW, RUSSIAN FEDERATION
- PP4027** **The relation of circulating levels of leptin with
cognition in patients with Alzheimer's disease**
M. Ulker¹, B. Ozdilek¹, G. Kenangil¹
¹ISTANBUL, TURKEY
- PP4028** **Assessing legal capacity in dementia**
P. Voskou¹, A. Douzenis¹, A. Economou¹, S. Papageorgiou¹
¹ATHENS, GREECE

PAPER POSTER SESSION 4: CEREBROVASCULAR DISEASES 4

CHAIRPERSONS:

LÜDER DEECKE, VIENNA, AUSTRIA

CO-CHAIR:

CATARINA FONSECA, LISBON, PORTUGAL

Poster No

- PP4029** Prognostic factors for successful short term outcome (The Modified Rankin Score \leq 2; mRS) after thrombolysis
M. Rakusa¹, M. Dzordzevic¹, M. Menih¹
¹MARIBOR, SLOVENIA
- PP4030** Bilateral carotid artery occlusion
S. Rusu¹, R. Bălaşa¹, S. Maier¹,
A. Moţăţăianu¹, O. Costache¹, Z. Bajko¹
¹TÂRGU MUREŞ, ROMANIA
- PP4031** Outcome and disability of patients with intracerebral hemorrhage
D. Salihovic Hajdarevic¹, D. Smajlovic¹
¹TUZLA, BOSNIA AND HERZEGOVINA
- PP4032** Evaluation of inflammatory biomarkers and Ala16Val-MnSOD2 gene polymorphism in patients with chronic stroke
E.T. Pascotini¹, A.E. Flores¹, A.L.C. Prado¹, A. Kegler¹,
T.D. Algarve¹, P. Gabbi¹, R.S. Scalco^{2,3}, I.B. Manica da Cruz¹,
M.F. Duarte¹, L.F.F. Royes¹, M.R. Fighera¹
¹SANTA MARIA, ³PORTO ALEGRE, BRAZIL, ²LONDON, UNITED KINGDOM
- PP4033** Craniocerebral hypothermia in patients with malignant acute ischemic stroke
V.I. Shmyrev¹, O.A. Shevelev¹, M.V. Tardov¹,
I.E. Kalenova¹, I.A. Sharinova¹
¹MOSCOW, RUSSIAN FEDERATION
- PP4034** Cannabis: a considerable cause of ischemic stroke in young adults
S. Smaoui^{1,2}, V. Sudacevschi², M.L. Chadenat², F. Pico²
¹SFAX, TUNISIA, ²LE CHESNAY, FRANCE
- PP4035** When we don't prescribe anti-coagulants after cardioembolic strokes due to auricular fibrillation
S. Sousa¹, F. Pita¹, C. Carmona¹, R. Guerreiro¹
¹CASCAIS, PORTUGAL

TUESDAY, JUNE 3, 2014

12:30-14:15

PAPER POSTER SESSION 4:
CEREBROVASCULAR DISEASES 4 (CONTD.)

CHAIRPERSONS:

LÜDER DEECKE, VIENNA, AUSTRIA

CO-CHAIR:

CATARINA FONSECA, LISBON, PORTUGAL

- | Poster No | |
|---------------|--|
| <u>PP4036</u> | <p>Clinical and radiological predictors of poor outcome in patients with cerebral venous thrombosis
 T. Svabic Medjedovic¹, N. Covickovic Sternic¹,
 L. Beslac Bumbasirevic¹, A.M. Pavlovic¹,
 P. Stanarcevic², M. Mijajlovic¹, A. Radojicic¹,
 M. Budimkic Stefanovic¹, D. Jovanovic¹
 ¹BELGRADE, SERBIA</p> |
| <u>PP4037</u> | <p>The value of juxtaluminal carotid plaque echodensity in the development of cerebrovascular manifestations
 T.J. Tegos¹, G. Stefanou¹, A. Petrakis¹, A. Valavanis¹,
 A. Safouris¹, K. Notas¹, A. Papadimitriou¹, A. Delopoulos¹,
 A. Orologas¹
 ¹THESSALONIKI, GREECE</p> |
| <u>PP4038</u> | <p>Peculiarities of cerebellar motor syndrome in acute isolated infarctions of the cerebellum
 G. Trepet¹, O. Mialovitska¹
 ¹KIEV, UKRAINE</p> |
| <u>PP4039</u> | <p>Successful 5 years of intravenous thrombolysis in the University Hospital Dubrava
 V. Vojnovic¹, V. Vuletic¹, M. Rubinic Majdak¹,
 A. Glasnovic¹, S. Basic¹
 ¹ZAGREB, CROATIA</p> |
| <u>PP4040</u> | <p>Intracerebral hemorrhage as the most common cause of brain death in the context of cadaveric organ transplantation
 N. Vukasinovic¹, S. Jolic¹, V. Milosevic¹, G. Djordjevic¹,
 M. Cvejic¹, M. Zivkovic¹
 ¹NIS, SERBIA</p> |
| <u>PP4041</u> | <p>The usefulness of DWI/FLAIR imaging in timing of stroke
 G. Witkowski¹, A. Piliszek¹, H. Sienkiewicz-Jarosz¹,
 R. Poniatowska¹, A. Skierczyńska¹, G. Makowicz¹,
 D. Ryglewicz¹, J. Walecki¹
 ¹WARSAW, POLAND</p> |

PAPER POSTER SESSION 4:
CEREBROVASCULAR DISEASES 4 (CONTD.)

CHAIRPERSONS:

LÜDER DEECKE, VIENNA, AUSTRIA

CO-CHAIR:

CATARINA FONSECA, LISBON, PORTUGAL

Poster No

- PP4042** Cardiac investigation in ischemic stroke patients
Y. Karamanli¹, V. Yayla¹, A. Çulha Oktar¹, M. Çabalar¹,
Y. Kayran¹
¹ISTANBUL, TURKEY
- PP4043** Abstract withdrawn
- PP4044** Characteristics of patients with transient global amnesia:
data from the Evangelismos Stroke Registry
P. Zis¹, P. Leivadeas¹, L. Zikou¹, A. Tavernarakis¹
¹ATHENS, GREECE
- PP4045** Gender differences of risk factors of ischemic stroke
A. Fazliakhmetova¹, E. Bogdanov¹
¹KAZAN, RUSSIAN FEDERATION
- PP4046** Bilateral septic internal jugular vein thrombosis
H. Felgueiras¹, P. Barros¹, T. Santos¹, M. Bastos¹, M. Sousa¹,
M. Correia¹, T. Soares-Silva¹, J. Pinheiro¹
¹VILA NOVA DE GAIA, PORTUGAL
- PP4047** Bilateral subclavian steal syndrome: a case report
L. Friedrich¹, H. Budinčević¹, N. Tolj-Karaula¹,
N. Marić¹, T. Sučić¹, I. Bielen¹
¹ZAGREB, CROATIA
- PP4048** Abstract withdrawn
- PP4049** Severity and duration of hypertension and the outcome of
ischemic stroke
Y. Geletyuk¹, T. Cheren'ko¹
¹KIEV, UKRAINE

TUESDAY, JUNE 3, 2014

12:30-14:15

PAPER POSTER SESSION 4:
CEREBROVASCULAR DISEASES 4 (CONTD.)

CHAIRPERSONS:

LÜDER DEECKE, VIENNA, AUSTRIA

CO-CHAIR:

CATARINA FONSECA, LISBON, PORTUGAL

Poster No

- PP4050** **Assessment of D-dimer in stroke patients at 1 year in Tehran University affiliated Hospital**
S. Parviz¹, M. Ghabaee¹, M. Pourashraf¹, R. Shahsiah¹, M. Ghaffarpour¹, S. Mohebbi², Z. Zeynali Kahaki¹, H. Sadeghian¹, A. Meysamie²
¹TEHRAN, IRAN, ISLAMIC REPUBLIC OF
- PP4051** **Capabilities of ADP and collagen-induced light-transmission aggregometry for the estimation of platelet function against the background of antiplatelet therapy in ischemic stroke**
J.I. Stepanova¹, I.A. Gontschar¹
¹MINSK, BELARUS
- PP4052** **Cerebral venous sinus thrombosis associated with iatrogenic intracranial hypotension: presentation of 2 cases and literature review**
V. Parkhutik¹, R. Klee¹, M. Nedelmann², T. Niehoff², J. Valdueza¹
¹BAD SEGEBERG, ²PINNEBERG, GERMANY
- PP4053** **Cerebrovascular disease developed on the background of pathological tortuosity of cerebral vessels in young people**
Y.R. Parpiyeva¹, K.M. Khalimova¹, M.M. Yakubova¹, N.S. Rashidova¹
¹TASHKENT, UZBEKISTAN
- PP4054** **Abstract withdrawn**
- PP4055** **Immunomodulatory effect of brain derived low-molecular polypeptide fraction in patients with early post-stroke depression**
A. Payenok¹, B. Zadorozhna¹, O. Kukhlenko¹, R. Kukhlenko¹
¹LVIV, UKRAINE
- PP4056** **Abstract withdrawn**

PAPER POSTER SESSION 4:
CEREBROVASCULAR DISEASES 4 (CONTD.)

CHAIRPERSONS:

LÜDER DEECKE, VIENNA, AUSTRIA

CO-CHAIR:

CATARINA FONSECA, LISBON, PORTUGAL

Poster No

- PP4057** Atherosclerotic lesion of carotid arteries in young patients
D. Druzhinin¹, N. Pizova¹
¹YAROSLAVL, RUSSIAN FEDERATION
- PP4058** Cervical dystonia as a complication after stroke – case presentation
M. Sabau¹, A. Badea¹, M. Silaghi¹, I. Popa²
¹ORADEA, ²BUCHAREST, ROMANIA
- PP4059** Pseudoperipheral facial paresis as a rare variant of acute ischemic stroke
G. Pryanishnikova¹, N. Skripkina¹, O. Levin¹
¹MOSCOW, RUSSIAN FEDERATION
- PP4060** Risk of thromboembolic stroke in elderly patients with non-valvular atrial fibrillation
D. Radu¹, C. Roman-Filip¹
¹HERMANNSTADT, ROMANIA
- PP4061** Clinical and computer tomographic comparisons in patients with stress hyperglycemia in acute period of hemispheric cerebral ischemic stroke
K. Ruban¹, O. Kozyolkina¹
¹ZAPORIZHZHYA, UKRAINE
- PP4062** Unilateral hypoplastic vertebral arteries and stroke territories: a retrospective analysis in Italian patients
D. Sangalli¹, B. Corrà¹, A. Doretti¹, G. Bilo¹, L. Lonati¹, G. Parati¹, L. Adobbati¹, V. Silani¹
¹MILAN, ITALY
- PP4063** Encephalopathy resulting from dural arteriovenous fistula
A.F. Santos¹, C. Machado¹, S. Varanda¹, J. Pinho¹, M. Ribeiro¹, J. Rocha¹, R. Maré¹
¹BRAGA, PORTUGAL
- PP4064** Hypertrophic olivary degeneration and cerebrovascular disease: movement in a triangle
A.F. Santos¹, S. Rocha¹, S. Varanda¹, J. Pinho¹, M. Rodrigues¹, J. Ramalho Fontes¹, J. Soares-Fernandes¹, C. Ferreira¹
¹BRAGA, PORTUGAL

TUESDAY, JUNE 3, 2014

12:30-14:15

PAPER POSTER SESSION 4:
CEREBROVASCULAR DISEASES 4 (CONTD.)

CHAIRPERSONS:

LÜDER DEECKE, VIENNA, AUSTRIA

CO-CHAIR:

CATARINA FONSECA, LISBON, PORTUGAL

- | Poster No | |
|---------------|---|
| <u>PP4065</u> | Risk factors affecting recurrent stroke after transient ischemic attack and their importance in predicting stroke development
M. Korucuk ¹ , U. Sener ¹ , Y. Zorlu ¹
¹ ZMIR, TURKEY |
| <u>PP4066</u> | Peripheral blood T lymphocytes count may be associated with ischemic stroke outcome
E.K. Sidorovich ¹ , S.A. Likchachev ¹ , M.P. Potapnev ¹ ,
N.V. Goncharova ¹ , U.S. Shabalina ¹ , I.A. Petrovich ¹
¹ MINSK, BELARUS |
| <u>PP4067</u> | Combination of statin and inosine pranobex has anti-inflammatory, immunomodulatory effect and improves functional outcome in patients with acute ischemic stroke. A pilot study
E.K. Sidorovich ¹ , S.A. Likchachev ¹ , N.V. Goncharova ¹ ,
M.P. Potapnev ¹ , U.S. Shabalina ¹ , I.A. Petrovich ¹
¹ MINSK, BELARUS |
| <u>PP4068</u> | Gamma-delta T lymphocytes are reduced after ischemic stroke in a Polish population
M.-V. Siwoski ¹ , A. Kharabi ¹ , M.G. Adamski ^{1,2} ,
N. Kachamakova-Trojanowska ¹ , A. Slowik ¹ , A.E. Baird ²
¹ KRAKOW, POLAND, ² BROOKLYN, UNITED STATES |
| <u>PP4069</u> | Paroxysmal dysphonia caused by an aortic arch aneurysm
A. Dulamea ¹ , A. Buture ¹ , E.A. Solomon ¹
¹ BUCHAREST, ROMANIA |
| <u>PP4070</u> | Acute hemiparesis without cognitive symptoms: Creutzfeldt Jakob disease?
A. Sonderen van ¹ , E. Granneman ² , S.F.T.M. Bruijn de ²
¹ LEIDEN, ² THE HAGUE, NETHERLANDS |
| <u>PP4071</u> | Treatment in the acute phase and pharmaceutical prophylaxis in a patient with an antiphospholipid syndrome associated M1-occlusion
K. Stadler ¹ , G. Kalss ¹ , J. Sellner ¹ , A.R. Al-Schameri ¹ ,
J.S. Mutzenbach ¹
¹ SALZBURG, AUSTRIA |

PAPER POSTER SESSION 4:
CEREBROVASCULAR DISEASES 4 (CONTD.)

CHAIRPERSONS:

LÜDER DEECKE, VIENNA, AUSTRIA

CO-CHAIR:

CATARINA FONSECA, LISBON, PORTUGAL

Poster No

- PP4072** Artery of Percheron: an anatomical variation as an unusual cause of coma
A. Stratogianni¹, G. Haas¹, S. Isenmann¹
¹WUPPERTAL, GERMANY
- PP4073** Case report: lethal progressive bilateral stroke of the posterior circulation – primary CNS angiitis or vasoconstriction syndrome?
B. Surboeck¹, O. Berger¹, L. Alpaslan¹, B. Horvath-Mechtler¹, J. Hainfellner¹, A. Wöhrer¹, W. Grisold¹
¹VIENNA, AUSTRIA
- PP4074** Bilateral medullary syndrome: report of a challenging case
O. Taskapilioglu¹, B. Hakyemez¹, S.E. Ozbek¹, M. Zarifoglu¹
¹BURSA, TURKEY
- PP4075** Basal ganglia hemorrhages and functional outcome: a proposed classification
F.R. Ugdamina¹, J.C. Navarro¹
¹MANILA, PHILIPPINES
- PP4076** Demographical, etiological, clinical and radiological evaluation of 31 cerebral venous thrombosis patients
S. Ulutaş¹, V.A. Yayla¹, M. Çabalar¹, A. Çulha Oktar¹, Ö. Yarka¹
¹ISTANBUL, TURKEY
- PP4077** A case report of cerebrovascular disease in a young person due to abuse of synthetic cannabinoids called "Bonzai"
F. Un Candan¹, B. Güveli Tekin¹, T.S. Aydemir¹, C. Dayan¹, H.D. Ataklı¹
¹ISTANBUL, TURKEY
- PP4078** A shimmering touch
S.D. Varanda¹, A.F. Santos¹, J.M. Rocha¹, J.D. Pinho¹, Z. Magalhães¹, C.C. Ferreira¹
¹BRAGA, PORTUGAL
- PP4079** Heroin, marijuana and postpartum – a convulsive cocktail
S.D. Varanda¹, J.M. Rocha¹, F.P. Sousa¹, J.D. Pinho¹, C.C. Ferreira¹, A.M. Rodrigues¹
¹BRAGA, PORTUGAL

TUESDAY, JUNE 3, 2014

12:30-14:15

PAPER POSTER SESSION 4:
CEREBROVASCULAR DISEASES 4 (CONTD.)

CHAIRPERSONS:

LÜDER DEECKE, VIENNA, AUSTRIA

CO-CHAIR:

CATARINA FONSECA, LISBON, PORTUGAL

Poster No

- PP4080** **Dynamic evolution of some oxidative stress markers after ischemic stroke**
I. Varga¹, D.I. Minea¹, M.R. Batista¹, M. Mihai¹, I. Ionescu²
¹BRASOV, ²COVASNA, ROMANIA
- PP4081** **Predictors and risk-factors of postpartum stroke**
I. Verulashvili¹, M. Kortushvili¹
¹TBILISI, GEORGIA
- PP4082** **The relation of apolipoprotein B, lipoprotein (a) and lipids in patients with first ever ischaemic stroke**
S.M. Vujisic¹, S.V. Vodopic¹, L. Radulovic¹
¹PODGORICA, MONTENEGRO
- PP4083** **Ischemic stroke in the course of the internal carotid artery dissection – therapeutic possibilities**
R. Wagner¹, B. Adamkiewicz², K. Kierkus-Dłużyńska¹, A. Pawelec-Kuchnio¹
¹LODZ, POLAND
- PP4084** **Moya Moya disease associated with elliptocytosis leading to haemodynamic cerebral infarction – a case report**
C. Weber¹, A. Grisold¹, A. Gruber¹, C. Sillaber¹, T. Traub-Weidinger¹, E. Auff¹, T. Sycha¹
¹VIENNA, AUSTRIA
- PP4085** **Basilar artery occlusion and stroke in young adults associated with antiphospholipid antibody syndrome**
B. Gökçe Çokal¹, S. Keskin Güler¹, H.N. Güneş¹, T.K. Yoldaş¹
¹ANKARA, TURKEY
- PP4086** **Clinical evaluation of cerebral venous sinus thrombosis**
S. Yücel¹, D. Necioğlu Örken², Y. Şengül³, N. Parasız Yükselen⁴, M. Gökyiğit²
¹KÜTAHYA, ²ISTANBUL, ³ERZURUM, ⁴İÇDIR, TURKEY

PAPER POSTER SESSION 4: MOTOR NEURONE DISEASES

CHAIRPERSON:

PAMELA SHAW, SHEFFIELD, UK

Poster No

- PP4087** TARDBP mutation mimics a distal motor neuropathy in a Sardinian patient
E. Caldarazzo Ienco¹, C. Carlesi¹, A. Lo Gerfo¹, A. Fogli¹, P. Simi¹, G. Siciliano¹
¹PISA, ITALY
- PP4088** Amyotrophic lateral sclerosis – clinical signs and epidemiology of the last 15 years in entre Douro e Vouga – Portugal
S.M.D. Moreira¹, A. Ferreira¹, L. Fontão¹, L. Ruano¹, J. Roriz¹
¹SANTA MARIA DA FEIRA, PORTUGAL
- PP4089** A case of amyotrophic lateral sclerosis associated with distal agenesis of an upper limb, hyperinsulinaemic hypoglycaemia, and hypocupraemia
F. Verde¹, N. Ticozzi¹, P. Finelli¹, L.M. Fatti¹, D. Sangalli¹, A. Ratti¹, L. Maderna¹, S. Messina¹, V. Silani¹
¹MILAN, ITALY
- PP4090** A case of bulbar-onset amyotrophic lateral sclerosis associated with Alzheimer's disease
F. Verde¹, L. Adobbati¹, B. Poletti¹, F. Solca¹, C. Tiloca¹, D. Sangalli¹, N. Ticozzi¹, M. Parapini², C. Muscio², G.B. Frisoni^{2,3}, V. Silani¹
¹MILAN, ²BRESCIA, ITALY, ³GENEVA, SWITZERLAND
- PP4091** Adult-onset case of Brown-Vialetto-Van-Laere syndrome with SLC52A3 mutation
A. Vural¹, J. Johnson², A. Singleton², Ç.M. Temuçin³
¹ADIYAMAN, ²ANKARA, TURKEY, ³BETHESDA, UNITED STATES
- PP4092** Bee venom effects on UPS system in an ALS model
E.J. Yang¹, S.H. Kim¹, S.Y. Jung¹, K.-W. Lee¹, S.H. Lee¹, M. Cai¹, S.-M. Choi¹
¹DAEJEON, KOREA, REPUBLIC OF
- PP4093** The effects of sacolopendra subspinipes mutilans on neuroinflammation in symptomatic ALS mice
M. Cai¹, S.-M. Choi¹, B.K. Song², I. Son², S. Kim³, E.J. Yang¹
¹DAEJEON, ²IKSAN, ³GWANGJU, KOREA, REPUBLIC OF

TUESDAY, JUNE 3, 2014

12:30-14:15

PAPER POSTER SESSION 4:
MOTOR NEURONE DISEASES (CONTD.)CHAIRPERSON:
PAMELA SHAW, SHEFFIELD, UK

- | Poster No | |
|---------------|--|
| <u>PP4094</u> | Tandem mass spectrometry resting and exercise-related plasma levels of C6 and C12 bi-carboxylic carnitines in ALS: a putative new disease biomarker
E. Caldarazzo Ienco ¹ , C. Carlesi ¹ , E. Schirinzi ¹ , A. Lo Gerfo ¹ , L. Chico ² , A. Raffaelli ¹ , A. Carpita ¹ , G. Siciliano ¹
¹ PISA, ITALY |
| <u>PP4095</u> | Case report of spinal muscular atrophy (autosomal dominant type of inheritance?)
I. Grosu ¹ , V. Săcara ²
¹ CHISINĂU, MOLDOVA, REPUBLIC OF |
| <u>PP4096</u> | Pattern difference of dissociated hand muscle atrophy in upper limb-onset amyotrophic lateral sclerosis, progressive muscular atrophy, brachial amyotrophic diplegia, and Hirayama disease
J.-E. Kim ¹ , Y.-H. Hong ¹ , N.-H. Kim ¹ , S.-M. Kim ¹ , K.-S. Park ² , J.-J. Sung ¹ , K.-W. Lee ¹
¹ SEOUL, ² GYEONGGI-DO, KOREA, REPUBLIC OF |
| <u>PP4097</u> | In silico analysis of the SOD1 gene mutations
E.V. Lysogorskaia ¹ , A.V. Rossokhin ¹ , N.I. Abramychева ¹ , M.N. Zakharova ¹ , S.N. Illarionovskina ¹
¹ MOSCOW, RUSSIAN FEDERATION |
| <u>PP4098</u> | Inflammatory reactions in ALS: possible effects on clinical symptoms and laboratory parameters by treatment
L.I. Persson ¹
¹ GOTHENBURG, SWEDEN |
| <u>PP4099</u> | Blood pro- and antioxidant system in patients with motor neuron diseases at different progression rates
Y. Rushkevich ¹ , I. Pashkouskaya ¹ , S. Likhachev ¹
¹ MINSK, BELARUS |
| <u>PP4100</u> | Disruption of deglutition and respiration interaction is caused to the dysphagia in ALS patients
N. Şimşek Erdem ¹ , K. Karalioğlu ¹ , A. Ünal ¹ , F. Kızılay ¹ , H. Uysal ¹
¹ ANTALYA, TURKEY |
| <u>PP4101</u> | Abstract withdrawn |

PAPER POSTER SESSION 4: MOVEMENT DISORDERS 2

CHAIRPERSONS:

MICHEL WILLEMSSEN, NIJMEGEN, NETHERLANDS (TBC)

JALESH N. PANICKER, LONDON, UNITED KINGDOM

CO-CHAIR:

CRISTIAN FALUP-PECURARIU, BRASOV, ROMANIA

Poster No

- PP4102** Occipital cortex alpha activity lateralization correlates with L-dopa motor response in de novo Parkinson's disease
G. Mostile¹, A. Nicoletti¹, V. Sofia¹, V. Dibilio¹, A. Luca¹, I. Pappalardo¹, L. Giuliano¹, C.E. Cicero¹, G. Sciacca¹, L. Raciti¹, D. Contrafatto¹, E. Bruno¹, M. Zappia¹
¹CATANIA, ITALY
- PP4103** PANDAS in the structure of tic disorders
S.E. Munasipova¹, Z.A. Zalyalova¹
¹KAZAN, RUSSIAN FEDERATION
- PP4104** Treatment of essential tremor with Pramipexole
M.A. Nikitina¹, I.A. Zhukova¹, N.G. Zhukova¹, O.P. Izhboldina¹, V.M. Alifirova¹, A.E. Agasheva¹, M.A. Titova¹
¹TOMSK, RUSSIAN FEDERATION
- PP4105** Impact of motor and non-motor fluctuations on quality of life in patients affected by Parkinson's disease
G. Orofino¹, P. Solla¹, A. Cannas¹, M.M. Mascia¹
¹MONSERRATO, ITALY
- PP4106** Clinical phenotype (motor and neuropsychological presentation) and neuroimaging in Sardinian patients affected by atypical parkinsonism, carriers of 20-22 repeats of C9orf72 hexanucleotide expansion
G. Orofino¹, A. Cannas¹, P. Solla¹, M.M. Mascia¹, M.R. Murru²
¹MONSERRATO, ²CAGLIARI, ITALY
- PP4107** Rotigotine-related severe reversible off-dystonia: report of two cases
G. Papadimitropoulos¹, M. Stamelou¹, C. Zombola¹, R. Antonelou¹, L. Stefanis¹
¹ATHENS, GREECE
- PP4108** Reduction of thalamic tremor with deep brain stimulation performed for post stroke chronic central pain
E. Papuč¹, K. Obszańska¹, T. Trojanowski¹, Z. Stelmasiak¹, H. Szczepańska-Szerej¹, K. Rejdak¹
¹LUBLIN, POLAND

TUESDAY, JUNE 3, 2014

12:30-14:15

PAPER POSTER SESSION 4:
MOVEMENT DISORDERS 2 (CONTD.)

CHAIRPERSONS:

MICHEL WILLEMSSEN, NIJMEGEN, NETHERLANDS (TBC)

JALESH N. PANICKER, LONDON, UNITED KINGDOM

CO-CHAIR:

CRISTIAN FALUP-PECURARIU, BRASOV, ROMANIA

Poster No

- PP4109** **An acoustic analysis of diadochokinesis in patients with Parkinson's disease**
H. Park¹, H. Lee¹, H. Chang¹
¹IKSAN, KOREA, REPUBLIC OF
- PP4110** **Prevalence and phenomenology of psychotic symptoms in Huntington's disease**
J. Pérez-Pérez¹, S. Martínez-Horta¹, M. Carceller¹,
J. Pagonabarraga¹, R. Fernández de Bobadilla¹,
A. Campolongo¹, J. Kulisevsky¹
¹BARCELONA, SPAIN
- PP4111** **Adaptive deep brain stimulation (aDBS) in Parkinson's disease: a case report**
A. Priori¹, M. Arlotti¹, M. Rosa¹, F. Cortese¹, L. Rossi¹,
S. Marceglia¹, F. Cogiamanian¹, G. Ardolino¹, M. Locatelli¹,
G. Carrabba¹, P.M. Rampini¹
¹MILAN, ITALY
- PP4112** **Hypokinetic movement disorders in childhood**
I. Rebai¹, H. Ben Rhouma¹, I. Kraoua¹, H. Klaa¹,
A. Ben Mahmoud¹, A. Rouissi¹, N. Gouider-Khouja¹,
I. Ben Youssef-Turki¹
¹TUNIS, TUNISIA
- PP4113** **Nicotine as adjunct therapy to relieve levodopa-induced dyskinesias**
M. Relja¹, V. Miletic¹, K. Blažina¹
¹ZAGREB, CROATIA
- PP4114** **Impulse control disorder and olfaction in Parkinson's disease**
A. Gonçalves¹, A. Mendes¹, N. Vila-Chã¹, A. Rua¹, I. Moreira¹,
A. Bastos Lima¹, S. Cavaco¹
¹PORTO, PORTUGAL
- PP4115** **Non-motor features in young patients with essential tremor; sleep quality, excessive daytime sleepiness, anxiety, depression, cognitive functions: a case comparison study**
Y. Şengül¹, H.S. Şengül¹, S. Yüce², S. Kural Yücekaya³,
B. Bakım⁴, A.B. Almaz¹
¹ERZURUM, ²KÜTAHYA, ³ISTANBUL, ⁴ÇANAKKALE, TURKEY

PAPER POSTER SESSION 4:
MOVEMENT DISORDERS 2 (CONTD.)

CHAIRPERSONS:

MICHEL WILLEMSEN, NIJMEGEN, NETHERLANDS (TBC)

JALESH N. PANICKER, LONDON, UNITED KINGDOM

CO-CHAIR:

CRISTIAN FALUP-PECURARIU, BRASOV, ROMANIA

Poster No

- PP4116** **Non-motor features in essential tremor: a comparison with Parkinson's disease**
Y. Şengül¹, H.S. Şengül¹, S. Yücel², S. Kural Yücekaya³, B. Bakım⁴
¹ERZURUM, ²KÜTAHYA, ³ISTANBUL, ⁴ÇANAKKALE, TURKEY
- PP4117** **Abstract withdrawn**
- PP4118** **The FAB fails to discriminate PSP from FTD and to capture disease progression in frontal disorders**
M. Stamelou^{1,2}, J. Diehl-Schmidt³, D. Kontaxopoulou¹,
A. Hapfelmeier³, K. Bhatia⁴, W. Oertel², L. Stefanis¹,
S. Papageorgiou¹, G. Hoeglinger^{2,3}
¹ATHENS, GREECE, ²MARBURG, ³MUNICH, GERMANY,
⁴LONDON, UNITED KINGDOM
- PP4119** **Clinical and genetic characteristics of dopa-responsive dystonia in a Serbian population**
M. Svetel¹, V. Dobricic¹, I. Novakovic¹, N. Dragasevic¹,
I. Petrovic¹, V.S. Kostic¹
¹BELGRADE, SERBIA
- PP4120** **Frequency of non-motor symptoms in patients with Parkinson's disease**
K. Tanveer¹, I. Attique¹, W. Sadiq¹, F. Rao¹, A. Ahmed¹
¹ISLAMABAD, PAKISTAN
- PP4121** **Parkinsonism, myoclonus and focal signs in non-ketotic hyperglycemic chorea**
T. Teodoro¹, J. Ferreira¹, P. Pita Lobo¹, R. Peralta¹,
L. Albuquerque¹, J.J. Ferreira¹
¹LISBOA, PORTUGAL
- PP4122** **Task specific spasmodic dysphonia**
F. Tokucoglu¹, I.I. Denizoglu¹
¹IZMIR, TURKEY

TUESDAY, JUNE 3, 2014

12:30-14:15

PAPER POSTER SESSION 4:
MOVEMENT DISORDERS 2 (CONTD.)

CHAIRPERSONS:

MICHEL WILLEMSEN, NIJMEGEN, NETHERLANDS (TBC)

JALESH N. PANICKER, LONDON, UNITED KINGDOM

CO-CHAIR:

CRISTIAN FALUP-PECURARIU, BRASOV, ROMANIA

Poster No

PP4123 Effects of amantadine on postural instability in Parkinson's diseaseB. Topcular¹, A. Altinkaya¹, A. Yabalak¹, A. Kaymaz¹,
B. Altunrende¹, Z. Matur¹, O. Gungor¹, E. Altindag¹,
G. Akman Demir¹¹ISTANBUL, TURKEY**PP4124** An atypical Stiff-Person Syndrome associated with type 3 autoimmune polyglandular syndromeP. Viana¹, L. Abreu¹, V.R. Fonseca¹, M. Cortes¹, D. Neutel¹,
P. Pita Loba¹, L. Albuquerque¹¹LISBOA, PORTUGAL**PP4125** Pain in Parkinson's disease: treatment and patient satisfactionN. Vila Cha¹, A. Gonçalves¹, A. Mendes¹, J. Martins¹, I. Moreira¹,
A. Bastos Lima¹, S. Cavaco¹, J. Castro-Lopes¹¹PORTO, PORTUGAL**PP4126** A case with autosomal recessive hypermanganesemia: clinical and MRI findingsZ. Yapici¹, P. Tekturk¹, K. Tuschi², M. Eraksoy¹, M. Barlas¹,
H. Ozcan¹¹ISTANBUL, TURKEY, ²LONDON, UNITED KINGDOM**PP4127** The role of cognitive event-related potentials in the detection of cognitive dysfunctions in essential tremorS. Yoo¹, J.-S. Kim¹¹SEOUL, KOREA, REPUBLIC OF**PP4128** The efficacy of three dimensional accelerometer evaluation of gait in spastic paraplegia patients with intrathecal baclofen therapyK. Yoshida¹, H. Kishi¹, K. Nomura¹, Y. Aburakawa¹, Y. Suzuki¹,
K. Kuroda¹, T. Kimura¹, O. Yahara¹¹ASAHIKAWA, JAPAN**PP4129** Deep neck muscles' involvement in cervical dystonia: diagnostic techniques, treatment and side effectsM. Zardoni¹, C. Bana¹, C. Nascimbene¹, C. Mariani¹, M. Osio¹¹MILAN, ITALY

PAPER POSTER SESSION 4:
MOVEMENT DISORDERS 2 (CONTD.)

CHAIRPERSONS:

MICHEL WILLEMSSEN, NIJMEGEN, NETHERLANDS (TBC)

JALESH N. PANICKER, LONDON, UNITED KINGDOM

CO-CHAIR:

CRISTIAN FALUP-PECURARIU, BRASOV, ROMANIA

Poster No

- PP4130** Neuroleptic malignant syndrome in a patient with esophagus cancer: a report of a rare case
E. Aciman Demirel¹, H.T. Atasoy¹, N.F. Tascilar¹, A. Erdal¹, Ö. Saracli¹
¹ZONGULDAK, TURKEY
- PP4131** Postural tremor of the trunk and postural instability in patients with Parkinson's disease
E.A. Alexandrova¹, A.V. Gustov¹, E.V. Parshina¹, S.V. Makushina¹, E.M. Timanin¹, E.V. Eremin¹
¹NIZHNIY NOVGOROD, RUSSIAN FEDERATION
- PP4132** Blepharospasm revealing lung cancer
I. Ben Hamouda¹, M.N. Tougourti², S. Belal²
¹TUNIS, ²MANOUBA, TUNISIA
- PP4133** Postural correlates of the empathic pain response: influence of perspective
G. Bucchioni^{1,2}, T. Lelard¹, B. Montalan³, M. La Marle¹, S. Ahmaidi¹, O. Godefroy¹, P. Krystkowiak¹, H. Mouras¹
¹AMIENS, ²REIMS, ³MONT-SAINT-AIGNAN, FRANCE
- PP4134** Movement disorders after stroke in a third level hospital in Marrakech, Morocco
A. Chahidi^{1,2}, M. Chraa², N. Kissani²
¹PARIS, FRANCE, ²MARRAKECH, MOROCCO
- PP4135** Palilalia as early red flag in progressive supranuclear palsy
R. Chiperi¹, M. Moarcas¹, C. Falup-Pecurariu¹
¹BRASOV, ROMANIA
- PP4136** Abstract withdrawn

TUESDAY, JUNE 3, 2014

12:30-14:15

PAPER POSTER SESSION 4:
MOVEMENT DISORDERS 2 (CONTD.)

CHAIRPERSONS:

MICHEL WILLEMSSEN, NIJMEGEN, NETHERLANDS (TBC)

JALESH N. PANICKER, LONDON, UNITED KINGDOM

CO-CHAIR:

CRISTIAN FALUP-PECURARIU, BRASOV, ROMANIA

Poster No

- PP4137** Evaluation of impulsivity in Huntington's disease with a delay discounting paradigm
J. Doridam¹, M. Rousset¹, A. Benoist¹, M. Tir¹, O. Godefroy¹, P. Krystkowiak¹
¹AMIENS, FRANCE
- PP4138** Is Parkinson's disease increase the risk to develop a glucose intolerance?
F. Durif¹, E. Durand¹, C. Delaigue¹, B. Pereira¹, B. Debilly¹, I. Rieu¹
¹CLERMONT-FERRAND, FRANCE
- PP4139** Psychometric study of the Persian short-form Parkinson's disease questionnaire (PDQ-8) to evaluate quality of life: how imprecise is it compared to the long-form version (PDQ-39)?
S.-M. Fereshtehnejad¹, N. Naderi², A. Rahmani², G.A. Shahidi², A. Delbari¹, J. Lökk¹
¹STOCKHOLM, SWEDEN, ²TEHRAN, IRAN, ISLAMIC REPUBLIC OF
- PP4140** The clinical syndrome of dystonia with aphonia
C. Ganos¹, L. Taiwo¹, M. Stamelou¹, A. Batla¹, R. Erro¹, K.P. Bhatia¹
¹LONDON, UNITED KINGDOM
- PP4141** The relationship between Parkinson's disease and mean platelet volume (MPV)
S. Geyik¹, R. Yiğiter¹, G.P. Akgül¹, M.A. Elci¹, Y.E. Firat¹
¹GAZIANTEP, TURKEY
- PP4142** Influence of dopamine on cognitive functions in Parkinson's disease patients
T. GilmanKuric¹, S. Tomić¹, M. Vladetić¹, M. Petek¹, S. Jurić¹, S. Mišević¹, A. Soldo Koruga¹, S. Butković Soldo¹
¹OSIJEK, CROATIA
- PP4143** Transcranial sonography is a method of early diagnosis of Parkinson's disease
O. Izhboldina¹, I. Zhukova¹, M. Nikitina¹, N. Zhukova¹, V.A. Alifirova¹, A. Agasheva¹, L. Glotova¹, A. Buikina¹
¹TOMSK, RUSSIAN FEDERATION

PAPER POSTER SESSION 4:
MOVEMENT DISORDERS 2 (CONTD.)

CHAIRPERSONS:

MICHEL WILLEMSEN, NIJMEGEN, NETHERLANDS (TBC)

JALES N. PANICKER, LONDON, UNITED KINGDOM

CO-CHAIR:

CRISTIAN FALUP-PECURARIU, BRASOV, ROMANIA

Poster No

- PP4144** Regional distribution of Huntington's disease in Slovenia
K. Jan¹, M. Zaletel¹, N. Teran¹, L. Lovrecic¹, B. Peterlin¹
¹LJUBLJANA, SLOVENIA
- PP4145** Sleep disorders in Parkinson's disease
K. Kracunova¹, J. Benetin¹
¹BRATISLAVA, SLOVAKIA
- PP4146** Reduction of motion disability in migrainous rats with Parkinson's disease
A.A. Lotfinia¹, B. Khodaie¹, M. Lotfinia¹, M. Ahmadi¹
¹TEHRAN, IRAN, ISLAMIC REPUBLIC OF
- PP4147** Decreased spreading depression susceptibility in a Parkinson rat model
M. Lotfinia¹, A.A. Lotfinia¹, B. Khodaie¹, M. Ahmadi¹
¹TEHRAN, IRAN, ISLAMIC REPUBLIC OF

TUESDAY, JUNE 3, 2014

12:30-14:15

PAPER POSTER SESSION 4: MULTIPLE SCLEROSIS AND RELATED DISORDERS 3

CHAIRPERSONS:

PASQUALE ANNUNZIATA, SIENA, ITALY

CO-CHAIR:

GIULIA MALLUCCI, CAMBRIDGE, UNITED KINGDOM

Poster No

- PP4148** A double-blind, randomized, versus-placebo study of palmitoylethanolamide in subjects with relapsing-remitting multiple sclerosis: preliminary results
S. Montella¹, A. Carotenuto¹, N.S. Orefice¹, G. Orefice¹
¹NAPLES, ITALY
- PP4149** Evaluation of sIFNAR2 as a potential diagnostic biomarker of multiple sclerosis
T. Órpez-Zafra¹, J. Pavía Molina¹, L. Leyva¹, E. Martín Montañez¹, J. Barón¹, M.J. Pinto-Medel¹, M. Suardiaz¹, Ó. Fernández¹, B. Oliver-Martos¹
¹MÁLAGA, SPAIN
- PP4150** A quantitative histopathological study of the effects of arsenic oxides on inflammation, demyelination and neurodegeneration in multiple sclerosis
D. Papadopoulos¹, N. Antoniou¹, K. Tsimaratou¹, D.D. Mitsikostas¹, V. Gorgoulis¹, R. Nicholas²
¹ATHENS, GREECE, ²LONDON, UNITED KINGDOM
- PP4151** Serum autoantibodies presence in patients with relapsing remitting multiple sclerosis
C.K. Papastergios¹, E. Karamouzos¹, I. Markakis¹, C. Kalioulis¹, E. Pappa¹, G. Gekas¹
¹NIKAIA, GREECE
- PP4152** Validity and reliability of the Turkish version of the multiple sclerosis-related symptom scale
Z. Tulek¹, C. Polat¹, M. Kurtuncu¹, M. Eraksoy¹
¹ISTANBUL, TURKEY
- PP4153** Safety profile of delayed-release dimethyl fumarate in relapsing-remitting multiple sclerosis: long-term interim results from the ENDORSE extension study
C. Pozzilli¹, J.T. Phillips², R.J. Fox³, K. Selmaj⁴, R. Zhang⁵, M. Novas⁵, M.T. Sweetser⁵, V. Viglietta⁵, R. Gold⁶
¹ROME, ITALY, ²DALLAS, ³CLEVELAND, ⁵CAMBRIDGE, UNITED STATES, ⁴LODZ, POLAND, ⁶BOCHUM, GERMANY

PAPER POSTER SESSION 4:
MULTIPLE SCLEROSIS AND
RELATED DISORDERS 3 (CONTD.)

CHAIRPERSONS:

PASQUALE ANNUNZIATA, SIENA, ITALY

CO-CHAIR:

GIULIA MALLUCCI, CAMBRIDGE, UNITED KINGDOM

Poster No

- PP4154** An antioxidant, serum paraoxonase1 activity in multiple sclerosis
L. Racz¹, J. Padra¹, Z. Mezei¹, G. Paragh¹, L. Csiba¹, I. Seres¹,
T. Csepány¹
¹DEBRECEN, HUNGARY
- PP4155** Clinical and MRI characteristics of long-term full-responder multiple sclerosis patients treated with disease-modifying drugs
M. Romeo¹, M. Rodegher¹, M. Messina¹, L. Moiola¹,
B. Colombo¹, G. Comi¹, V. Martinelli¹
¹MILAN, ITALY
- PP4156** Relevance of age in quality of life assessment in multiple sclerosis patients
S. Sabanagic-Hajric¹, N. Subasic¹, A. Alajbegovic¹
¹SARAJEVO, BOSNIA AND HERZEGOVINA
- PP4157** Natalizumab beyond blood-brain barrier – cell-bound vs. free concentration in CSF vs. blood
T. Sehr¹, U. Hainke¹, K. Thomas¹, T. Ziemssen¹
¹DRESDEN, GERMANY
- PP4158** Peginterferon beta-1a reduces the psychological impact of multiple sclerosis relapses: results from the ADVANCE study
E. Kinter¹, S. Guo², A. Altincatal², I. Proskorovsky³, G. Phillips¹,
B. Sperling¹
¹CAMBRIDGE, ²LEXINGTON, UNITED STATES, ³MONTREAL, CANADA
- PP4159** T-cell subpopulation changes in Peyer's patches in the model of experimental autoimmune encephalomyelitis (EAE) under the influence of immunomodulatory therapy
N.N. Spirin¹, T.A. Rumyantseva¹, D.V. Kiselev¹, D.A. Pozhilov¹,
U.E. Tsiganova¹
¹YAROSLAVL, RUSSIAN FEDERATION
- PP4160** Fumarate treatment in patients with progressive forms of MS: first results of a single-center observational study
K. Strassburger-Krogias¹, G. Ellrichmann¹, C. Krogias¹,
A. Chan¹, P. Altmeyer¹, R. Gold¹
¹BOCHUM, GERMANY

TUESDAY, JUNE 3, 2014

12:30-14:15

PAPER POSTER SESSION 4:
MULTIPLE SCLEROSIS AND
RELATED DISORDERS 3 (CONTD.)

CHAIRPERSONS:

PASQUALE ANNUNZIATA, SIENA, ITALY

CO-CHAIR:

GIULIA MALLUCCI, CAMBRIDGE, UNITED KINGDOM

Poster No

- PP4161** No evidence for a cerebral signature of activation in MS-related fatigue: insight from an activation likelihood estimation analysis of available fMRI studies
R. Tanasescu^{1,2}, C.S. Constantinescu¹, D. Auer¹, C.R. Tench¹
¹NOTTINGHAM, UNITED KINGDOM, ²BUCHAREST, ROMANIA
- PP4162** Human leucocyte antigen A*02 has a protective predictive effect on multiple sclerosis disability
D. Vecchio¹, M.A. Leone¹, N. Barizzone¹, A. Lucenti¹, G. Predebon¹, P. Naldi¹, R. Cantello¹, S. D'Alfonso¹
¹NOVARA, ITALY
- PP4163** Durable reduction of disability with alemtuzumab in treatment-naive relapsing-remitting multiple sclerosis patients: 3-year follow-up of the CARE-MS I study
H. Wiendl¹, J. Palmer², D.H. Margolin²
¹MÜNSTER, GERMANY, ²CAMBRIDGE, UNITED STATES
- PP4164** CSF proteomic profile in primary progressive multiple sclerosis
A. Altintas¹, S. Yazici Akkas¹, V. Lehmensiek², H. Tumani²
¹ISTANBUL, TURKEY, ²ULM, GERMANY
- PP4165** Real world experience across Europe: interim results from the post-approval safety program (PASSAGE) of fingolimod
T. Ziemssen¹, T. Olsson², D. Rothenbacher³, B. Weller⁴, A. Gupta⁵, M. Cremer⁵, E. Rochotte⁵, P.V. Rosenstiel⁵, M. Trojano⁶
¹DRESDEN, ²ULM, GERMANY, ³STOCKHOLM, SWEDEN, ⁴EDINBURGH, UNITED KINGDOM, ⁵BASEL, SWITZERLAND, ⁶BARI, ITALY
- PP4166** PANGAEA: Post-Authorization Non-interventional German sAfety study of GilEnyA in relapsing-remitting multiple sclerosis (RRMS) patients: A 24-month interim analysis of a German five-year fingolimod registry study
T. Ziemssen¹, M. Diaz-Lorente², A. Fuchs², C. Cornelissen²
¹DRESDEN, ²NUREMBERG, GERMANY
- PP4167** Arterial stiffness and carotid artery changes in multiple sclerosis
F. Talaat¹, S.A. Nassef¹, N. El-Fayomy¹, A.M. Abdelalim¹, A.N. El-Mazny¹
¹CAIRO, EGYPT

PAPER POSTER SESSION 4:
MULTIPLE SCLEROSIS AND
RELATED DISORDERS 3 (CONTD.)

CHAIRPERSONS:

PASQUALE ANNUNZIATA, SIENA, ITALY

CO-CHAIR:

GIULIA MALLUCCI, CAMBRIDGE, UNITED KINGDOM

Poster No

- PP4168** Providing a model for assessing the impact of emotional intelligence on depressed mood MS patients (A case study of MS patients in Tehran-Iran)
R. Abolfazli¹, Z. Eshtiaghian¹, F. Bagheri¹
¹TEHRAN, IRAN, ISLAMIC REPUBLIC OF
- PP4169** HLA-DRB1 does not have a role in clinical response to interferon-beta among Iranian multiple sclerosis patients
R. Abolfazli¹, E. Tabibian¹, S. Samadzadeh¹, S. Rahimi Dehgolan¹, S. Azad Armaki¹, B. Asalnbeiki¹, A. Shakoori¹
¹TEHRAN, IRAN, ISLAMIC REPUBLIC OF
- PP4170** Adverse drug reactions in Iranian multiple sclerosis outpatients (a cross-sectional study)
R. Abolfazli¹, K. Gholami¹, M. Javadi¹, M. Salehbayat¹
¹TEHRAN, IRAN, ISLAMIC REPUBLIC OF
- PP4171** Melatonin decreases serum total oxidant status (TOS) level, improves sleep and MSIS-29-PSYCH scores in multiple sclerosis patients
M. Adamczyk-Sowa¹, K. Pierzchala¹, K. Kubicka¹
¹ZABRZE, POLAND
- PP4172** Cognitive function in patients with multiple sclerosis
C. Baetu¹, I. Buraga¹
¹BUCHAREST, ROMANIA
- PP4173** Addison's disease diagnosed in a patient suffering from multiple sclerosis: a rare case
C. Balla¹
¹LIEGE, BELGIUM
- PP4174** Atypical ependymal exophytic lesion in a patient affected by multiple sclerosis: a case report
V. Barcella¹, F. Sangalli¹, L. Moiola¹, M. Radaelli¹, V. Martinelli¹, G. Comi¹
¹MILAN, ITALY

TUESDAY, JUNE 3, 2014

12:30-14:15

PAPER POSTER SESSION 4:
MULTIPLE SCLEROSIS AND
RELATED DISORDERS 3 (CONTD.)

CHAIRPERSONS:

PASQUALE ANNUNZIATA, SIENA, ITALY

CO-CHAIR:

GIULIA MALLUCCI, CAMBRIDGE, UNITED KINGDOM

Poster No

- PP4175** Association of IL7RA rs6897932 gene polymorphism with multiple sclerosis
Y. Benešová¹, A. Vašků¹, P. Štourač¹, M. Hladíková¹, J. Bednařík¹
¹BRNO, CZECH REPUBLIC
- PP4176** Relapse rates with fingolimod versus natalizumab for the treatment of multiple sclerosis: a retrospective US administrative claims database analysis
N. Bergvall¹, R. Lahoz¹, J.R. Korn²
¹BASEL, SWITZERLAND, ²PLYMOUTH MEETING, UNITED STATES
- PP4177** Sleep disorders in patients with multiple sclerosis
F. Bouatay¹, A. Hassine¹, S. Ben Amor¹, A. Khefifi¹, I. Chatti¹, M.S. Harzallah¹, S. Benammou¹
¹SOUSSE, TUNISIA
- PP4178** Clinical characteristics of patients with multiple sclerosis in Tuzla-Canton, Bosnia and Herzegovina
A. Burina¹, M. Vidovic¹, O. Sinanovic¹, S. Zukic¹
¹TUZLA, BOSNIA AND HERZEGOVINA
- PP4179** Sleep disorders in patients with multiple sclerosis
Z. Čarnická¹, P. Šiarnik¹, L. Krížová¹, K. Klobučníková¹, B. Kollár¹, P. Turčáni¹
¹BRATISLAVA, SLOVAKIA
- PP4180** Identification of comorbidities in multiple sclerosis patients accompanied in a reference center in Rio de Janeiro, Brazil
M. Cavedagne¹, R.P. Alvarenga¹, C.F. Vasconcelos¹
¹RIO DE JANEIRO, BRAZIL
- PP4181** Multiple sclerosis patients' experience with natalizumab in north Algeria
S. Daoudi¹, S. Nessah¹, N. Ababou¹, M. Lounis¹, M. Ait-Kaci-Ahmed²
¹TIZI OUZOU, ²ALGIERS, ALGERIA

PAPER POSTER SESSION 4:
MULTIPLE SCLEROSIS AND
RELATED DISORDERS 3 (CONTD.)

CHAIRPERSONS:

PASQUALE ANNUNZIATA, SIENA, ITALY

CO-CHAIR:

GIULIA MALLUCCI, CAMBRIDGE, UNITED KINGDOM

Poster No

- PP4182** Therapy with interferon-beta has no impact on the T-cell receptor repertoire in MS patients
T. Dehmel¹, C. Warnke¹, M. Comabella Lopez², A.K. Mausberg¹, X. Montalban¹, H.P. Hartung¹, B.C. Kieseier¹
¹DÜSSELDORF, GERMANY, ²BARCELONA, SPAIN
- PP4183** MTR characteristics in relapsing-remitting multiple sclerosis
J. Demeestere¹, A. Goris¹, S. Sunaert¹, P. Dupont¹, B. Dubois¹
¹LEUVEN, BELGIUM
- PP4184** Hashimoto's encephalopathy: study of 7 cases and literature review
H. Derbali¹, M. Messelmeni¹, M. Mansour¹, I. Bedoui¹, J. Zaouali¹, R. Mrissa¹
¹TUNIS, TUNISIA
- PP4185** A cross-sectional (ACROSS), long-term follow-up of patients enrolled in the fingolimod phase II program in relapsing multiple sclerosis
T. Derfuss¹, E. Verdun di Cantogno¹, C. Wolf², Y. Zhang³, T. Blankenbiller³, L. Kappos¹
¹BASEL, SWITZERLAND, ²BRUSSELS, BELGIUM, ³EAST HANOVER, UNITED STATES
- PP4186** Evaluation of serum vitamin B12 levels in multiple sclerosis patients
E.D. Dinç Polat¹, F. Hız¹, S. Bilge¹
¹ISTANBUL, TURKEY
- PP4187** Incidence of optic neuritis in patients with multiple sclerosis
E. Djozic¹, J. Djelilovic Vranic¹, A. Alajbegovic¹, M. Tiric Campara¹, A. Hadzikadunic²
¹SARAJEVO, ²TRAVNIK, BOSNIA AND HERZEGOVINA

TUESDAY, JUNE 3, 2014

12:30-14:15

PAPER POSTER SESSION 4:
MULTIPLE SCLEROSIS AND
RELATED DISORDERS 3 (CONTD.)

CHAIRPERSONS:

PASQUALE ANNUNZIATA, SIENA, ITALY

CO-CHAIR:

GIULIA MALLUCCI, CAMBRIDGE, UNITED KINGDOM

Poster No

- PP4188** Long-term remissions with use of high dose of cyclophosphamide in multiple sclerosis
Ü. Türk Börü¹, M. Taşdemir¹, S.Ş. Alp², R. Alp², S. Yıldırım¹, A. Duman¹, A. Bilgiç¹, N. Güler¹, J.F. Kurtzke³
¹ISTANBUL, ²TEKİRDAĞ, TURKEY, ³WASHINGTON D.C., UNITED STATES
- PP4189** Correlation of cognitive dysfunction and diffusion tensor fiber tractography measures in patients with multiple sclerosis
H. Efendi¹, O. Obuz¹, Y. Anık¹
¹KOCAELI, TURKEY

PAPER POSTER SESSION 4: NEUROGENETICS

CHAIRPERSON:

CHRISTINE KLEIN, LÜBECK, GERMANY

CO-CHAIR:

SABRINA SACCONI, NICE, FRANCE (TBC)

Poster No

- PP4190** **Cytogenetic evaluation and identification of MeCP2 gene mutations in Rett syndrome patients in a south Indian population**
V. Balachandar¹, K. Sankar¹, S. Sureshkumar¹, S. Mohanadevi¹, B. Balamuralikrishnan¹, M. Arun¹, K. Sasikala¹, S.N. Dharwadkar²
¹COIMBATORE, ²BANGALORE, INDIA
- PP4191** **Fatal familial insomnia presenting with diverse age of onset in a Chinese-Canadian family**
K. Beadon¹, D. Foti¹, S. Spacey¹
¹VANCOUVER, CANADA
- PP4192** **Epilepsy, optic atrophy, axonal neuropathy, sensory-neural deafness and cerebellar ataxia: extending the phenotype in argininsuccinic aciduria**
M.P. Giannoccaro¹, R. Liguori¹, C. La Morgia¹, M.L. Valentino¹, V. Donadio¹, P. Avoni¹, V. Carelli¹
¹BOLOGNA, ITALY
- PP4193** **Association of the PSMA3 gene polymorphisms with multiple sclerosis**
J. Kalnina¹, O. Sugoka¹, N. Paramonova¹, T. Sjakste¹, N. Sjakste¹
¹RIGA, LATVIA
- PP4194** **The eNOS gene polymorphisms (exon 894 G/T, promoter -786T/C, and intron G10T) in migraine cases of a Turkish population**
R. Erozt¹, A. Bahadir¹, S. Dikici¹, A. Kocer²
¹DÜZCE, ²ISTANBUL, TURKEY
- PP4195** **Late-onset Huntington's disease: diagnostic and prognostic considerations**
G. Koutsis¹, G. Karadima¹, A. Kladi¹, M. Panas¹
¹ATHENS, GREECE

TUESDAY, JUNE 3, 2014

12:30-14:15

PAPER POSTER SESSION 4:
NEUROGENETICS (CONTD.)

CHAIRPERSON:

CHRISTINE KLEIN, LÜBECK, GERMANY

CO-CHAIR:

SABRINA SACCONI, NICE, FRANCE (TBC)

Poster No

- PP4196** Coexistence of autosomal recessive spastic ataxia of charlevoix saguenay and spondyloepiphyseal dysplasia in a Turkish patient
S. Kurt¹, E. Kartal², D. Aksoy¹, B. Cevik¹, A. Gundogdu Eken², I. Sahbaz², N. Basak²
¹TOKAT, ²ISTANBUL, TURKEY
- PP4197** RYR1 gene: three mutations c.10097G>A, c.11798A>G, c.115G>A in a patient with central core myopathy
J.P. Moreira Martins^{1,2}, J. Pinto Basto²
¹MATOSINHOS, ²OPORTO, PORTUGAL
- PP4198** Novel LRRK2 6165C>G mutation in a patient with Parkinson's disease-dementia: a case report
R. Pavlova¹, K. Mihova¹, S. Mehrabian¹, M. Petrova¹, S. Skelina¹, R. Kaneva¹, V. Mitev¹, L. Traykov¹
¹SOFIA, BULGARIA
- PP4199** LRRK2 mutation c.4536+3A>G in a patient with multiple system atrophy: a case report
R. Pavlova¹, K. Mihova¹, S. Mehrabian¹, M. Petrova¹, S. Skelina¹, R. Kaneva¹, A. Jordanova^{1,2}, V. Mitev¹, L. Traykov¹
¹SOFIA, BULGARIA, ²ANTWERPEN, BELGIUM
- PP4200** Usefulness of corpus callosum splenium versus middle cerebellar peduncle hyperintensity in FXTAS
M. Renaud¹, J. Perriard¹, M. Sévin-Allouet², S. Coudray³, C. Marcel⁴, O. Lagha-Boukbiza¹, M. Mallaret¹, W.G. Meissner⁵, P. Krack⁶, J.-P. Azulay⁷, P. Labauge³, C. Tranchant¹, M. Anheim¹
¹STRASBOURG, ²NANTES, ³MONTPELLIER, ⁴SAINT MALO, ⁵BORDEAUX, ⁶GRENOBLE, ⁷MARSEILLE, FRANCE
- PP4201** Transient central nervous system involvement as initial "stroke-like" presentation of X-linked Charcot-Marie-Tooth type 1 (CMTX1) with a novel GJB1 mutation
A. Sagnelli¹, G. Piscosquito¹, L. Chiapparini¹, C. Ciano¹, P. Saveri¹, M. Milani¹, F. Taroni¹, D. Pareyson¹
¹MILAN, ITALY

PAPER POSTER SESSION 4:
NEUROGENETICS (CONTD.)

CHAIRPERSON:

CHRISTINE KLEIN, LÜBECK, GERMANY

CO-CHAIR:

SABRINA SACCONI, NICE, FRANCE (TBC)

Poster No

- PP4202** Report of 3 unusual cases of DMD/BMD patients with very large deletion within DMD gene
V. Scurtu¹, V. Sacara¹
¹CHISINAU, MOLDOVA, REPUBLIC OF
- PP4203** SPG11 knockout in mice mimics the phenotype observed in patients
J. Branchu¹, K.H. El-Hachimi¹, M. Vallucci¹, L. Sourd¹, M. Dumont¹, A. Brice¹, F. Darios¹, G. Stevanin¹
¹PARIS, FRANCE
- PP4204** Role of rs333 polymorphism of the CCR5 gene in multiple sclerosis patients in Csongrád County in Hungary and the North-Bácska region in Serbia
N. Török¹, J. Füvesi¹, K. Molnár¹, M. Karácsony¹, V. Zsiros¹, A. Fejes-Szabó¹, S. Fiatal², R. Ádány², F. Somogyvari¹, O. Stojiljkovic³, L. Vécsei¹, K. Bencsik¹
¹SZEGED, ²DEBRECEN, HUNGARY, ³SUBOTICA, SERBIA
- PP4205** HLA-DRB1* 11/15 is the predominant genotype in Iranian patients with multiple sclerosis
R. Abolfazli¹, S. Samadzadeh¹, A. Shakoori¹, B. Siroos¹, S. Azad Armaki¹, B. Aslanbeiki¹, M. Ghelman¹, T. Taheri¹
¹TEHRAN, IRAN, ISLAMIC REPUBLIC OF
- PP4206** The aldehyde dehydrogenase 2 (ALDH2) and COQ2 polymorphism in Japanese patients with spinocerebellar degeneration
Y. Adachi¹, R. Shimoyama¹
¹MATSUE, JAPAN
- PP4207** Abstract withdrawn
- PP4208** Definition of expression pattern of big-H3 gene in a regeneration of zebrafish eye after cryoinjury
G. Ahmedova¹
¹TASHKENT, UZBEKISTAN

TUESDAY, JUNE 3, 2014

12:30-14:15

PAPER POSTER SESSION 4:
NEUROGENETICS (CONTD.)

CHAIRPERSON:

CHRISTINE KLEIN, LÜBECK, GERMANY

CO-CHAIR:

SABRINA SACCONI, NICE, FRANCE (TBC)

Poster No

- PP4209** Application of whole exome sequencing to amyotrophic lateral sclerosis and schizophrenia
E. Kartal¹, D. Kotan², F. Deymeer¹, C.Ş. Küçükali¹, A.N. Başak¹
¹ISTANBUL, ²SAKARYA, TURKEY
- PP4210** Giant angiofibroma associated with tuberous sclerosis
S. Younes¹, Y. Cherif¹, H. Haj Kacem¹, O. Berriche¹, S. Jerbi¹, M.H. Sfar¹
¹MAHDIA, TUNISIA
- PP4211** Fabry disease presenting with lymphoedema
M. Chondrogianni¹, C. Zompola¹, C. Liantinioti¹, G.I. Dervenoulas¹, G. Papadimitropoulos¹, A.M. Simitsi¹, A. Bonakis¹, S. Papageorgiou¹, K.I. Voumvourakis¹, L. Stefanis¹, G. Tsvigoulis¹
¹ATHENS, GREECE
- PP4212** Correlation of prothrombotic coagulation parameters with genetic markers of thrombosis in ischaemic stroke
P.W.M. Correia¹, V. Arya¹, C. Agrawal¹, M. Bhargava¹
¹NEW DELHI, INDIA
- PP4213** Hereditary spastic paraplegia: clinical, laboratory, electroneuromiographic and magnetic resonance image of eight recessive cases
M.R. de Freitas¹, F.A. da Silva¹, B.F. Diniz¹, O.J. Nascimento¹
¹NITERÓI, BRAZIL
- PP4214** Is inherited thrombophilia in pregnancy a risk factor for familial stroke?
S.S. Hejazi¹
¹QOM, IRAN, ISLAMIC REPUBLIC OF
- PP4215** HNPP case with CIDP like clinic
A. Ipekbayrak¹, M. Çelebisoy¹, M.F. Gelal¹
¹IZMIR, TURKEY

PAPER POSTER SESSION 4:
NEUROGENETICS (CONTD.)

CHAIRPERSON:

CHRISTINE KLEIN, LÜBECK, GERMANY

CO-CHAIR:

SABRINA SACCONI, NICE, FRANCE (TBC)

Poster No

- PP4216** Polymorphisms of methylenetetrahydrofolate reductase (MTHFR-677 and MTHFR-1298) genetic in an Albanian population
B. Kamberi¹, F. Kamberi¹, M. Spiroski²
¹TETOVO, ²SKOPJE, MACEDONIA, THE REPUBLIC OF
- PP4217** Neonatal manipulation of sex hormones in rats and its effect on MWM performance and expression of ten memory related genes in hippocampus
B. Karimi¹, A. Haeri²
¹KUALA LUMPUR, MALAYSIA, ²TEHRAN, IRAN, ISLAMIC REPUBLIC OF
- PP4218** Uncommon features in a Turkish family affected with Friedreich's ataxia
S. Kurt¹, B. Cevik¹, D. Aksoy¹, I. Sahbaz², A. Gundogdu Eken², N. Basak²
¹TOKAT, ²ISTANBUL, TURKEY
- PP4219** Extrapramidal symptoms unrelated to Huntington's disease in a member of a large family with Huntington's disease
S. Kurt¹, D. Aksoy¹, B. Cevik¹, I. Sahbaz², A. Gundogdu Eken², N. Basak²
¹TOKAT, ²ISTANBUL, TURKEY

TUESDAY, JUNE 3, 2014

12:30-14:15

PAPER POSTER SESSION 4: NEUROIMMUNOLOGY

CHAIRPERSON:

AYSE ALTINTAS, ISTANBUL, TURKEY

CO-CHAIR:

DONATELLA DE FEO, MILAN, ITALY (TBC)

Poster No

- PP4220** **Neuromyelitis optica spectrum disorder in a patient with myasthenia gravis**
 A. Caetano¹, M. Pinto¹, M. Mendonça¹, A.S. Aleixo Correia¹, M.R. Pelejão¹
¹LISBON, PORTUGAL
- PP4221** **Evaluation of neurofilament heavy chain levels in progressive multiple sclerosis patients: preliminary results**
 B. Kaymakamzade¹, A. Tuncer Kurne², H. Tumanji³, V. Lehmensiek³, G. Sayat², R. Karabudak²
¹NICOSIA, CYPRUS, ²ANKARA, TURKEY, ³ULM, GERMANY
- PP4222** **Clinical and neuroradiological profile of acute disseminated encephalomyelitis in 13 children at a tertiary center in Saudi Arabia**
 A.Y. Kentab¹, M.A.M. Salih¹, H.H. Hassan¹, M.N. Al Nasser¹, H.Y. El Khashab¹, T.M. Bosley¹
¹RIYADH, SAUDI ARABIA
- PP4223** **Humoral response against neural precursor cells (NPCs) in the central nervous system (CNS) of experimental autoimmune encephalomyelitis (EAE)**
 E. Kesidou¹, O. Touloumi¹, R. Lagoudaki¹, K.-N. Poulatsidou¹, E. Kofidou¹, P. Theotokis¹, E. Nousiopoulou¹, A. Loubopoulos¹, D. Karakostas¹, C. Simeonidou¹, N. Grigoriadis¹
¹THESSALONIKI, GREECE
- PP4224** **P-ANCA isolated cranial pachymeningitis: a case report**
 A.H. Ledinek¹, C.L.S. Stokin¹, T.V. Vesnaver¹
¹LJUBLJANA, SLOVENIA
- PP4225** **Adult post-streptococcal basal ganglia encephalitis**
 J. Parra¹, S. Batista¹, F. Silva¹, C. Januário¹, A. Freire-Gonçalves¹
¹COIMBRA, PORTUGAL
- PP4226** **Seronegative autoimmune encephalitis after CHOP-Rituximab in a patient with non-Hodgkin lymphoma**
 M.M. Pinto¹, M. Mendonça¹, M.C. Lobo¹, L. Alves¹, M.V. Baptista¹
¹LISBOA, PORTUGAL

PAPER POSTER SESSION 4:
NEUROIMMUNOLOGY (CONTD.)

CHAIRPERSON:

AYSE ALTINTAS, ISTANBUL, TURKEY

CO-CHAIR:

DONATELLA DE FEO, MILAN, ITALY (TBC)

Poster No

- PP4227** Clinical correlation of single fibre electromyography parameters in patients with MG
P. Sharan¹, T.G. Divakar¹, Y.L. Lo¹
¹SINGAPORE, SINGAPORE
- PP4228** Role of Anti GQ1b antibodies in ophthalmoplegia and optic neuropathy unrelated to Miller-Fisher syndrome spectrum
M. Spatola¹, R. Du Pasquier¹, A. Regeniter²
¹LAUSANNE, ²BASEL, SWITZERLAND
- PP4229** Cerebral venous thrombosis as the first manifestation of isolated antiphospholipid syndrome
E. Aciman Demirel¹, N.F. Tascilar¹, U. Celebi¹, A. Erdal¹, H.T. Atasoy¹
¹ZONGULDAK, TURKEY
- PP4230** α -galactosylceramide enhanced TNF- α and decreased anxiety-like behaviors in post-weaning social isolation
M. Ahmadi¹, A. Ghaemi², A. Sajadian¹, A. Lotfinia¹, B. Khodaie¹, M. Lotfinia², A. Gorji³, M. Banazadeh-Dardashti¹
¹TEHRAN, ²GORGAN, IRAN, ISLAMIC REPUBLIC OF, ³MUENSTER, GERMANY
- PP4231** Atypical Devic disease as first manifestation of Sjögren syndrome: a case report
L. Borellini¹
¹MILAN, ITALY
- PP4232** Trigeminal neuralgia in Behçet's disease
G. Cação¹, I. Moreira¹, F. Farinha¹, E. Santos¹
¹PORTO, PORTUGAL
- PP4233** VGKC-complex-LGI1-antibody encephalitis: clinical course and immunotherapy influence on seizure control and long-term cognitive prognosis
A.M. Carrilho Romeiro¹, C. Semedo¹, A. Valadas¹
¹SETÚBAL, PORTUGAL
- PP4234** An atypical phenotype of anti-GQ1b antibody syndrome in an 81-year-old woman
A. Cerino¹, M. Carecchio¹, L. Mazzini¹, R. Cantello¹
¹NOVARA, ITALY

TUESDAY, JUNE 3, 2014

12:30-14:15

PAPER POSTER SESSION 4:
NEUROIMMUNOLOGY (CONTD.)

CHAIRPERSON:

AYSE ALTINTAS, ISTANBUL, TURKEY

CO-CHAIR:

DONATELLA DE FEO, MILAN, ITALY (TBC)

Poster No

- PP4235** Abstract withdrawn
- PP4236** The role of plasmapheresis when treating neurological symptoms associated with inflammatory bowel disease: a case report
M. Fernandez-Fournier¹, Y. Llamas¹, I. Puertas¹, A. Tallon¹
¹MADRID, SPAIN
- PP4237** Steroid responsive leukoencephalopathy in cerebral amyloid angiopathy without bioptical evidence of vasculitis
R. Giess¹, P. Landwehr¹, C. Hartmann¹, F. Heidenreich¹
¹HANNOVER, GERMANY
- PP4238** Anti-NMDA receptor encephalitis (case report)
E. Gozke¹, Z. Aktan¹, S.S. Tasdemir¹, F.N. Akgun¹, C. Karip¹, D. Erdogan Ari¹, O. Alici¹, C. Agalar¹
¹ISTANBUL, TURKEY
- PP4239** Late onset recurrent longitudinal myelitis with autoantibodies to aquaporin-4 with first manifestation in an 88-year-old patient
U. Hofstadt-van Oy¹, M. Strotzer¹, P. Oschmann¹
¹BAYREUTH, GERMANY
- PP4240** Limbic encephalitis, hyponatremia, faciobrachial dystonic seizure associated with voltage-gated potassium channel antibodies
V. Ibarra¹, A. Jaureguiberry¹, C. Torres¹, G. Moretta¹, G. Lazzarini¹, R. Ceruzzi¹, E. Reich¹
¹BUENOS AIRES, ARGENTINA
- PP4241** Acute disseminated encephalomyelitis after oral therapy with herbal extracts: a case report
B. Kaymakamzade¹, R. Karabudak², A. Tuncer Kurne², G. Nurlu²
¹NICOSIA, CYPRUS, ²ANKARA, TURKEY
- PP4242** Hemorrhagic pontine stroke associated with Hashimoto encephalopathy: a case report
K. Keyhanian¹, V. Davoudi², M. Saadatnia¹
¹ISFAHAN, ²TEHRAN, IRAN, ISLAMIC REPUBLIC OF

PAPER POSTER SESSION 4:
NEUROIMMUNOLOGY (CONTD.)

CHAIRPERSON:

AYSE ALTINTAS, ISTANBUL, TURKEY

CO-CHAIR:

DONATELLA DE FEO, MILAN, ITALY (TBC)

Poster No

- PP4243** Abstract withdrawn
- PP4244** Localization and viability of neural stem cells after therapeutic intrathecal transplantation in experimental autoimmune encephalomyelitis
A. Merlini¹, D. De Feo¹, C. Laterza¹, F. Ruffini¹, E. Brambilla¹, G. Comi¹, M. Gianvito¹
¹MILAN, ITALY
- PP4245** Effect of pregabalin and diclofenac on tactile allodynia, mechanical hyperalgesia and increase in pro-inflammatory cytokines induced by chronic constriction injury of the infraorbital nerve
N. Noma¹
¹TOKYO, JAPAN
- PP4246** Severe reversible paraneoplastic encephalitis
S. Popkirov¹, S. Seidel¹, D. Hinkerohe¹, J. Eyding¹, T. Kowalski¹, U. Schlegel¹
¹BOCHUM, GERMANY
- PP4247** Evidence based medicine changes the approach to the Rx of myasthenia gravis
H.B. Schiff¹, G. Modi²
¹PORTSMOUTH, DOMINICA, ²JOHANNESBURG, SOUTH AFRICA
- PP4248** Abstract withdrawn
- PP4249** Interleukin-17 impedes Schwann cell-mediated myelination
M. Stettner¹, B. Lohmann¹, K. Wolfram¹, J.-P. Weinberger¹, T. Dehmel¹, A.K. Mausberg¹, B.C. Kieseier¹
¹DÜSSELDORF, GERMANY
- PP4250** Three cases of autoimmune encephalitis
M.K. Toprak¹, R. Ocal¹, Ş. İyigündoğdu¹, S.Ü. Benli¹
¹ANKARA, TURKEY

TUESDAY, JUNE 3, 2014

12:30-14:15

PAPER POSTER SESSION 4:
NEUROIMMUNOLOGY (CONTD.)

CHAIRPERSON:

AYSE ALTINTAS, ISTANBUL, TURKEY

CO-CHAIR:

DONATELLA DE FEO, MILAN, ITALY (TBC)

Poster No

PP4251 Diagnostic role of immunological characteristics in chronic brain ischemia

D. Usmanova¹

¹TASHKENT, UZBEKISTAN

PP4252 Biochemical markers of the chronic brain ischemia

D. Usmanova¹

¹TASHKENT, UZBEKISTAN

PAPER POSTER SESSION 4: NEUROLOGICAL MANIFESTATION OF SYSTEMIC DISEASES

CHAIRPERSON:

GERAINT FULLER, GLOUCESTER, UNITED KINGDOM

CO-CHAIR:

RAFFAELE NARDONE, SALZBURG, ITALY

Poster No

- PP4253** Condition of cognitive functions in patients with systemic lupus erythematosus
Z.A. Akbarkhodjaeva¹, S.N. Aslanova¹
¹TASHKENT, UZBEKISTAN
- PP4254** Neurologic involvement in acquired adult hemophagocytic lymphohistiocytosis: a clinico-pathological case
V.R. Fonseca¹, R. Geralds¹, R. Sousa¹, S. Ortiz¹, E. Espada¹, D. Lopez¹, M.T. Silva¹, J. Pimentel¹
¹LISBON, PORTUGAL
- PP4255** Frequency of peripheral neuropathy and myogen lesion in antineutrophil cytoplasmic antibody associated (ANCA) small vessel vasculitis
A.A. Harman¹, I. Fekete¹, F. Mechler¹
¹DEBRECEN, HUNGARY
- PP4256** A case of autoimmune polyendocrine syndrome type 2 presenting with Hashimoto's encephalopathy and signs of lower motor neuron involvement
C. Morelli, A. Doretti, D. Testa, L. Fatti, L. Maderna, F. Solca, B. Poletti, A. Ciammola, F. Girotti, V. Silani
MILAN, ITALY
- PP4257** An elderly CTLN2 patient successfully treated with medium-chain-triglyceride-supplemented formula
N. Ono¹, E. Tabata¹, T. Ide¹, M. Iwasaki¹, J. Tanaka¹, M. Kosugi¹, M. Eriguchi¹, T. Numakura², M. Yazaki³, K. Hayasaka², M. Yukitake¹, H. Hara¹
¹SAGA, ²YAMAGATA, ³NAGANO, JAPAN
- PP4258** A case of neuroachantosis
S. Shaafi
TABRIZ, IRAN, ISLAMIC REPUBLIC OF
- PP4259** Peripheral neuropathy: rare manifestation in Henoch-Schönlein purpura
Ö. Soydemir, P. Doğan Ak, Z. Aktan, E. Gözke
ISTANBUL, TURKEY

TUESDAY, JUNE 3, 2014

12:30-14:15

PAPER POSTER SESSION 4:
NEUROLOGICAL MANIFESTATION
OF SYSTEMIC DISEASES (CONTD.)

CHAIRPERSON:

GERAINT FULLER, GLOUCESTER, UNITED KINGDOM

CO-CHAIR:

RAFFAELE NARDONE, SALZBURG, ITALY

Poster No

- PP4260** The value of repeat CT imaging of the thorax in the diagnosis of neurosarcoidosis: report of a case
K. Su¹, R. Brown¹, R. Dooley¹, D. McKee¹
¹MANCHESTER, UNITED KINGDOM
- PP4261** Celiac disease and leukoencephalopathy
G. Limpitaki¹, P. Iliopoulos¹, C. Argyropoulou¹, E. Kerezoudi¹
¹ATHENS, GREECE
- PP4262** Pain syndrome intensity, psychoemotional condition and quality of life in patients with multiple myeloma
S. Avdey¹, V. Audzei¹
¹GRODNO, BELARUS
- PP4263** Systemic diseases revealed by neuropsychiatric features
I. Ben Hamouda¹, M.N. Tougourti², S. Belal²
¹TUNIS, ²MANOUBA, TUNISIA
- PP4264** Rendu-Osler-Weber disease and prothrombin mutation in heterozygosity – imminent danger?
E. Campos Costa¹, L. Pereira¹, M. Rodrigues¹
¹ALMADA, PORTUGAL
- PP4265** Hearing loss: Behçet's disease or Susac's syndrome
Y. Cherif¹, S. Younes¹, H. Haj Kacem¹, F. Larbi¹,
M. Frih Ayed², A. Boughammoura², M.H. Sfar¹
¹MAHDIA, ²MONASTIR, TUNISIA
- PP4266** Progressive dementia in a young woman revealing mixed connective tissue disease
H. Derbali¹, M. Mansour¹, M. Messelmeni¹, I. Bedoui¹,
J. Zaouali¹, R. Mrissa¹
¹TUNIS, TUNISIA
- PP4267** POEMS syndrome: a diagnostic and therapeutic challenge
H. Felgueiras¹, T. Santos¹, M. Brinquinho¹, P. Barros¹,
H. Coelho¹, T. Costa¹, H. Morais¹
¹VILA NOVA DE GAIA, PORTUGAL

PAPER POSTER SESSION 4:
NEUROLOGICAL MANIFESTATION
OF SYSTEMIC DISEASES (CONTD.)

CHAIRPERSON:

GERAINT FULLER, GLOUCESTER, UNITED KINGDOM

CO-CHAIR:

RAFFAELE NARDONE, SALZBURG, ITALY

Poster No

- PP4268** **Chronic paraneoplastic leukoencephalopathy associated with multiple myeloma: a rare association**
T. Geraldes¹, G. Esteves², N. Ferreira¹, P. Saraiva¹, J. Coimbra¹
¹ALMADA, ²LISBON, PORTUGAL
- PP4269** **Delayed onset of dementia and parkinsonism in a postoperative hypoparathyroidism case**
M.G. Giurea-Neacșu¹, C.M. Nechișor¹, L. Dumitrescu¹,
A. Chiru¹, C. Poiană¹, B.O. Popescu¹
¹BUCHAREST, ROMANIA
- PP4270** **An autopsy case of multiple myeloma which revealed cerebellar ataxia and progressive dementia**
K. Inoue¹, H. Fujimura¹, S. Sakoda¹, H. Yamaguchi¹,
F. Sugai¹, R. Arima¹
¹OSAKA, JAPAN
- PP4271** **A Creutzfeldt-Jakob disease patient treated with Korean medical treatment: a case report**
J.E. Lee¹, K.H. Cho¹, Y.C. Yei¹
¹SEOUL, KOREA, REPUBLIC OF
- PP4272** **Parkinson syndrome revealing a systemic lupus erythematosus disease: a case report and review of literature**
M. Mati¹, D. Hakem², S. Hattab³, D. Mahmoudi²
¹TIPAZA, ²ALGIERS, ³TIZIOUZOU, ALGERIA
- PP4273** **Ischemic stroke revealing Wegener's disease: one case study and review of literature**
M. Mati¹, D. Hakem², N. Benziada¹, D. Mahmoudi²,
L. Laouer¹, F. Aiche¹
¹TIPAZA, ²ALGIERS, ALGERIA
- PP4274** **Adrenal tumor presenting as tetraplegia**
R. Mihailescu¹, C. Rusu¹, O. Bajenaru¹, A. Ene¹
¹BUCHAREST, ROMANIA

TUESDAY, JUNE 3, 2014

12:30-14:15

PAPER POSTER SESSION 4:
NEUROLOGICAL MANIFESTATION
OF SYSTEMIC DISEASES (CONTD.)

CHAIRPERSON:

GERAINT FULLER, GLOUCESTER, UNITED KINGDOM

CO-CHAIR:

RAFFAELE NARDONE, SALZBURG, ITALY

Poster No

- PP4275** Systemic lupus erythematosus manifested as drug-resistant mesial temporal lobe epilepsy
P.H. Polychronopoulos¹, G. Giannopoulos¹, E. Gavanozi¹,
V. Dimitra¹, C. Elisabeth¹
¹PATRAS, GREECE
- PP4276** Loss of taste
A. Sonderen van¹, K.F. Laat de², E. Rijntjes²
¹LEIDEN, ²THE HAGUE, NETHERLANDS
- PP4277** Central nervous system (CNS) involvement in multiple myeloma (MM)
A.K. Zacharof¹
¹ATHENS, GREECE

TUESDAY, JUNE 3, 2014

eSESSIONS

eSESSION 4.1: AGEING AND DEMENTIA 2

CHAIRPERSON:

SOKRATIS PAPAGEORGIOU, ATHENS, GREECE

Poster No

- EP4101** **Motor neuron dysfunction in frontotemporal lobar degeneration: a clinical and neurophysiological study**
C. Cerami¹, A. Marcone¹, C. Crespi¹, S. Iannaccone¹, C. Marangoni¹, M. Zamboni¹, V. Golzi¹, M.C. Giusti¹, D. Perani¹, S.F. Cappa^{1,2}
¹MILAN, ²PAVIA, ITALY
- EP4102** **A 16-year network organization of memory clinics in the North of France: new patients characteristics over time**
Y.S. Chen¹, L. Volpe-Gillot², D. Huvent-Grelle¹, N. Jourdan¹, F. Richard¹, F. Pasquier¹
¹LILLE, ²PARIS, FRANCE
- EP4103** **Role of vitamin D deficiency and its receptor gene polymorphism in cognitive impairment in elderly**
M. Hussein¹, M. Farghaly², R. Hassan¹, S. Abdel Atti², S. El Gabarti², A.A.H. Hassan²
¹BANI SUEF, ²CAIRO, EGYPT
- EP4104** **TREM2 genetic variability in patients with Alzheimer's disease and frontotemporal lobar degeneration**
D. Galimberti¹, C. Fenoglio¹, M. Serpente¹, S. Cioffi¹, C. Barone¹, A. Arighi¹, L. Ghezzi¹, F. Clerici¹, G. Grande¹, L. Maggiore¹, C. Mariani¹, E. Scarpini¹
¹MILAN, ITALY
- EP4105** **Anticardiolipin antibodies are associated with cognitive dysfunction in stroke – free individuals**
N. Homayoon¹, P. Schwingenschuh¹, E. Hofer¹, P. Katschnig-Winter¹, R. Schmidt¹
¹GRAZ, AUSTRIA
- EP4106** **Comparison of various assessment measures on shunt effectiveness in idiopathic normal pressure hydrocephalus**
M. Ishikawa¹
¹KYOTO, JAPAN
- EP4107** **Comparative evaluation of functional MRI in patients with post-traumatic and amnesic mild cognitive impairment**
S. Vorobyev¹, I. Lupanov¹, V. Lobzin¹, A. Emelin¹, V. Fokin¹
¹SAINT PETERSBURG, RUSSIAN FEDERATION

TUESDAY, JUNE 3, 2014

12:30-13:15

eSESSION 4.1:
AGEING AND DEMENTIA 2 (CONTD.)

CHAIRPERSON:
SOKRATIS PAPAGEORGIOU, ATHENS, GREECE

Poster No

- EP4108** Differences in routine clinical practice in early and late onset Alzheimer's disease: data from the Swedish Dementia Registry (SveDem)
D. Religa^{1,2}, H. Eriksson¹, S.-M. Fereshtehnejad¹, F. Falahati¹, B. Farahmand¹, M. Eriksdotter¹
¹STOCKHOLM, SWEDEN, ²WARSZAWA, POLAND
- EP4109** Prevalence and safety aspects concerning the use of dietary supplements and herbal products among demented patients attending an out-patient clinic in North-Norway
H. Risvoll¹, T. Giverhaug²
¹BODO, ²TROMSO, NORWAY
- EP4110** Evaluation of routinely used cerebrospinal fluid biomarkers in neuropathologically confirmed cases of human prion disease and other neurodegenerations – the Czech perspective
Z. Rohan¹, M. Smetakova¹, R. Matej¹, R. Rusina¹
¹PRAGUE, CZECH REPUBLIC
- EP4111** Montreal Cognitive Assessment (MoCA) in mild cognitive impairment: correlation with cerebral perfusion in SPECT
I. Santana¹, D. Duro¹, P. Cerveira¹, S. Freitas¹, R. Lemos¹, M. Pereira¹, H.B. Santiago¹, M.J. Cunha¹, J.M. Pedroso de Lima¹
¹COIMBRA, PORTUGAL
- EP4112** Regional difference of the Alzheimer's disease and Parkinson's disease associated with dementia using cerebral perfusion SPECT
I.-U. Song¹, Y.-A. Chung¹, S.-W. Ha², D.-Y. Kwon³
¹INCHEON, ²SEOUL, ³ANSAN, KOREA, REPUBLIC OF

eSESSION 4.1: MOTOR NEURONE DISEASES

CHAIRPERSON:

TERESA COELHO, PORTO, PORTUGAL

Poster No

- EP4113** The diagnostic value of diffusion tensor MRI metrics in relation to the MND phenotype heterogeneity
F. Agosta¹, E.G. Spinelli¹, N. Riva¹, M. Copetti², S. Galantucci¹, A. Chiò³, S. Messina¹, S. Iannaccone¹, A. Calvo³, V. Silani¹, A. Falini¹, G. Comi¹, M. Filippi¹
¹MILAN, ²SAN GIOVANNI ROTONDO (FG), ³TURIN, ITALY
- EP4114** Quick and non invasive sweat function assessment to evaluate small fiber neuropathy in Fabry disease
J.-H. Calvet¹, B. Dussol², P. Sahuc², L. Swiader², R. Froissard², J. Pouget², J. Franques²
¹PARIS, ²MARSEILLE, FRANCE
- EP4115** Evaluation of one year treatment with tafamidis in Portuguese patients with transthyretin familial amyloid polyneuropathy
T. Coelho¹, I. Conceição², M. Cardoso¹, C. Monteiro¹, C. Alves¹, C. Rodrigues¹, P. Pereira³, A.M. Silva¹
¹PORTO, ²LISBON, ³ALMADA, PORTUGAL
- EP4116** Immunohistochemical studies of TDP-43 in skin of patients with sporadic amyotrophic lateral sclerosis
S. Ono¹
¹CHIHARA, JAPAN
- EP4117** iPSC-derived neural stem cells improve the phenotype of spinal muscular atrophy with respiratory distress type 1 (SMARD1)
M. Ranieri¹, G. Riboldi¹, S. Brajkovic¹, S. Corti¹, C. Simone¹, M. Nizzardo¹, F. Rizzo¹, M. Ruggieri¹, S. Salani¹, M. Bucchia¹, P. Rinchetti¹, C. Zanetta¹, I. Faravelli¹, E. Monguzzi¹, F. Magri¹, N. Bresolin¹, G.P. Comi¹
¹MILANO, ITALY
- EP4118** C9orf72 hexanucleotide repeat expansion in Turkish ALS patients
C. Iskender¹, A. Gündoğdu Eken¹, A. Özoğuz¹, C. Akimoto², H. Alstermark², P.M. Andersen², A.N. Başak¹
¹ISTANBUL, TURKEY, ²UMEÅ, SWEDEN

TUESDAY, JUNE 3, 2014

12:30-13:15

eSESSION 4.1:
MOTOR NEURONE DISEASES (CONTD.)

CHAIRPERSON:
TERESA COELHO, PORTO, PORTUGAL

Poster No	
<u>EP4119</u>	<p>RNA-based strategies leading to either an increase of SMN or modulation of disease pathways ameliorated spinal muscular atrophy phenotype S. Brajkovic¹, G. Riboldi¹, M. Ranieri¹, M. Nizzardo¹, C. Simone¹, F. Rizzo¹, M. Ruggieri¹, S. Salani¹, A. Dal Mas², M. Bucchia¹, E. Frattini¹, G. Stuppia¹, F. Magri¹, N. Bresolin¹, F. Pagani², G.P. Comi¹, S. Corti¹ ¹MILAN, ²TRIESTE, ITALY</p>
<u>EP4120</u>	<p>ELP3-positive inclusions in motor neuron diseases Y. Fujita¹, K. Okamoto¹, S. Fujita², Y. Ikeda¹ ¹MAEBASHI, ²TOMIOKA, JAPAN</p>
<u>EP4121</u>	<p>Respiratory failure treated by NIV is not associated with a worst outcome during PEG insertion in ALS patients A.-C. Héritier Barras¹, D. Adler¹, R. Iancu Ferfoglia¹, A. Truffert¹, J.-P. Janssens¹ ¹GENEVA, SWITZERLAND</p>
<u>EP4122</u>	<p>Accumulation of TDP-43 outside the central nervous system in individuals with or without amyotrophic lateral sclerosis K. Okamoto¹, Y. Fujita¹, K. Makioka¹, M. Amari¹, M. Takatama¹ ¹MAEBASHI, JAPAN</p>
<u>EP4123</u>	<p>ABSTRACT WITHDRAWN</p>
<u>EP4124</u>	<p>Magnetic resonance imaging brachial plexus alterations in ALS patients E.G. Spinelli¹, S. Gerevini¹, F. Agosta¹, N. Riva¹, E. Pagani¹, G. Comi¹, A. Falini¹, M. Filippi¹ ¹MILAN, ITALY</p>
<u>EP4125</u>	<p>What is the difference between brachial amyotrophic diplegia and upper limb onset ALS? Clinical and neurophysiological manifestations B.-N. Yoon¹, J.-J. Sung², G.-W. Lee², C.-K. Ha¹, S.-H. Choi¹ ¹INCHEON, ²SEOUL, KOREA, REPUBLIC OF</p>

eSESSION 4.1: MOVEMENT DISORDERS 3

CHAIRPERSON:

ANGELO ANTONINI, PADUA, ITALY

Poster No

- EP4126** Normal 0 21 Clinical evaluation of neurodegeneration with brain iron accumulation (NBIA) due to MPAN in Hungary
Z. Grosz¹, A. Lengyel¹, A. Gál¹, K. Pentelenyi¹, Z. Balogh¹, V. Remenyi¹, J.M. Molnar¹
¹BUDAPEST, HUNGARY
- EP4127** Huntington's disease: health policy differences between Italy and France
E. Grubb¹, J. Dorey², M. Toumi²
¹OVERLAND PARK, UNITED STATES, ²PARIS, FRANCE
- EP4128** Initial Parkinson's disease treatment choices and costly health outcomes: a retrospective analysis
E. Grubb¹, R.G. Feldman², J. Eubanks¹, J. Faiola¹, M. Treglia³
¹OVERLAND PARK, ²LAGUNA HILLS, ³BONITA SPRINGS, UNITED STATES
- EP4129** Regional change in glucose metabolism of essential tremor: FDG-PET study using SPM analysis
S.-W. Ha¹, Y.S. Yang¹, I.-U. Song², ²
¹SEOUL, ²INCHEON, KOREA, REPUBLIC OF
- EP4130** Case report: concurrent occurrence of Fragile X syndrome and Fragile X associated tremor ataxia syndrome due to CGG repeat and methylation mosaicism
Y.T. Hwang¹, M. Hunter², R. Heard¹
¹GOSFORD, ²WARATAH, AUSTRALIA
- EP4131** Apraxia of eyelid opening: a differential diagnosis of myasthenia
E. Kamoun¹, M. Zouari¹, E. Farhat¹, F. Hentati¹
¹TUNIS, TUNISIA
- EP4132** Structural MRI of the cervical spine in patients with cervical dystonia
P. Katschnig-Winter¹, I. Höllein¹, D. Bohlsen¹, C. Enzinger¹, M. Magyar¹, S. Seiler¹, E. Hofer¹, M. Kögl-Wallner¹, T. Pendl¹, R. Schmidt¹, P. Schwingenschuh¹
¹GRAZ, AUSTRIA

TUESDAY, JUNE 3, 2014

12:30-13:15

eSESSION 4.1:
MOVEMENT DISORDERS 3 (CONTD.)

CHAIRPERSON:
ANGELO ANTONINI, PADUA, ITALY

Poster No

- EP4133** **The “striatal thumb” sign for Parkinson’s disease**
H. Kawai¹, H. Kim¹, T. Terashima¹, J. Oi¹, I. Yamakawa¹
¹OTSU, JAPAN
- EP4134** **Gait assessment in neurorehabilitation**
M. Liebherr¹, P. Schubert¹, C. Lutz^{1,2}, S. Kersten¹, C. Haas¹
¹IDSTEIN, ²SAARBRÜCKEN, GERMANY
- EP4135** **Evaluation of a new device-independent gait assessment in neurorehabilitation**
P. Schubert¹, M. Liebherr¹, S. Kersten¹, C. Lutz^{1,2}, C. Haas¹
¹IDSTEIN, ²SAARBRÜCKEN, GERMANY
- EP4136** **White matter changes predict cognitive dysfunction in patients with essential tremor**
A. Koçer¹, M. Okay¹, B. Hasırcı¹, D. Ağırca¹, B. Şanlısoy¹
¹ISTANBUL, TURKEY
- EP4137** **Frequency of buccopalpebral reflex in Parkinson’s disease**
H. Eser¹, G. Kutlu¹, R. Ocal¹, L.E. Inan¹
¹ANKARA, TURKEY
- EP4138** **Do dyskinesias and motor symptoms begin in the same body region in Parkinson’s disease?**
A. Latorre¹, M.C. Bloise¹, G. Fabbrini¹, A. Berardelli¹
¹ROME, ITALY
- EP4139** **Pathological changes in the brain assessed by diffusion tensor MRI and TCS can differentiate Parkinson’s disease patients with dementia**
K.V. Mazurenka¹, V.V. Ponomarev¹, R.A. Sakovich¹
¹MINSK, BELARUS

eSESSION 4.1: MULTIPLE SCLEROSIS AND RELATED DISORDERS 3

CHAIRPERSON:

DAWN LANGDON, LONDON, UNITED KINGDOM

Poster No

- EP4140** **QualiCOP: an open-label, prospective, observational study of glatiramer acetate in patients with relapsing-remitting multiple sclerosis**
T. Ziemssen¹, P. Calabrese³, I.-K. Penner³, C.A. Carroll⁴, R. Apfel²
¹DRESDEN, ²BERLIN, GERMANY, ³BASEL, SWITZERLAND, ⁴OVERLAND PARK, UNITED STATES
- EP4141** **Active T1 hypointense lesions over 12 months in RRMS subjects from the GALA study: methodological evaluation**
R. Zivadinov¹, O. Khan², M.G. Dwyer¹, D. Ramasamy¹, H. Barkay³, A. Vainstein³, J.R. Steinerman³, V. Knappertz⁴
¹BUFFALO, ²DETROIT, ³FRAZER, UNITED STATES, ⁴DÜSSELDORF, GERMANY
- EP4142** **Norwegian multiple sclerosis prevalence study: no effect of latitude and no critical age of migration**
P. Berg-Hansen¹, S.M. Moen¹, H.F. Harbo¹, E.G. Celius¹
¹OSLO, NORWAY
- EP4143** **Restoration of aberrant circulating miRNAs levels after fingolimod treatment in patients with relapsing remitting multiple sclerosis**
A. Calvi¹, C. Fenoglio¹, M. De Riz¹, A.M. Pietroboni¹, L. Ghezzi¹, V. Maltese¹, M. Serpente¹, R. Bonsi¹, C. Barone¹, S. Cioffi¹, F. Frigerio², R. Turrini², D. Galimberti¹, E. Scarpini¹
¹MILANO, ²ORIGGIO, ITALY
- EP4144** **Disability progression in NARCOMS participants who switched treatment after 2 years of natalizumab**
S.S. Cofield¹, R.J. Fox², T. Tyry³, A. Salter¹, D. Campagnolo⁴, M.-J. Fanelli⁴, T. Livingston⁴
¹BIRMINGHAM, ²CLEVELAND, ³PHOENIX, ⁴CAMBRIDGE, UNITED STATES
- EP4145** **Neurosteroidogenesis: relevance of neurosteroid levels in cerebrospinal fluid of relapsing-remitting multiple sclerosis patients with acute relapse or stable disease**
I. Cerillo¹, N.S. Orefice¹, G. Orefice¹, R. Lanzillo¹, V. Brescia Morra¹, G. Vacca¹, A. Carotenuto¹, F. Saccà¹, S. Montella¹, F. Barbato¹, E. Spina¹, C. Avagliano¹, C. Cristiano², C. Cordiglieri³, A. Calignano¹
¹NAPLES, ²GENOVA, ³MILAN, ITALY

TUESDAY, JUNE 3, 2014

12:30-13:15

eSESSION 4.1:
MULTIPLE SCLEROSIS AND
RELATED DISORDERS 3 (CONTD.)

CHAIRPERSON:
DAWN LANGDON, LONDON, UNITED KINGDOM

Poster No

- EP4146** Lymphocyte count reductions in relapsing-remitting multiple sclerosis (RRMS) patients treated with delayed-release dimethyl fumarate: integrated analysis of the placebo-controlled studies
R.J. Fox¹, A. Chan⁴, R. Gold⁴, J.T. Phillips², K. Selmaj⁵, K. Raghupathi³, H. Yuan³, J. O'Gorman³, M. Novas³, V. Vigiotta³, N.C. Kurukulasuriya³
¹CLEVELAND, ²DALLAS, ³CAMBRIDGE, UNITED STATES, ⁴BOCHUM, GERMANY, ⁵LODZ, POLAND
- EP4147** Clinical and demographical features of early onset multiple sclerosis: report of 221 cases from Isfahan, Iran
M. Fereidan-Esfahani¹, M. Etemadifar¹
¹ISFAHAN, IRAN, ISLAMIC REPUBLIC OF
- EP4148** Laquinimod reduces the proportion of patients with disease worsening
M. Filippi¹, M.A. Rocca¹, Y. Sidi², T. Gorfine², G. Comi¹
¹MILAN, ITALY, ²NETANYA, ISRAEL
- EP4149** 4-year follow-up of delayed-release dimethyl fumarate treatment in relapsing-remitting multiple sclerosis (RRMS): integrated clinical efficacy data from DEFINE, CONFIRM, and the ENDORSE extension study
R. Gold¹, J.T. Phillips², A. Bar-Or⁵, L. Kappos⁶, R. Zhang³, M. Yang³, V. Vigiotta³, S.I. Sheikh³, R.J. Fox⁴
¹BOCHUM, GERMANY, ²DALLAS, ³CAMBRIDGE, ⁴CLEVELAND, UNITED STATES, ⁵MONTREAL, CANADA, ⁶BASEL, SWITZERLAND
- EP4150** Multiple sclerosis brain lesion measurements in clinical practice
S. Jain¹, D. Smeets¹, D. Sima¹, W. Van Hecke¹, D. Loeckx¹, S. Van Huffel¹, F. Maes¹
¹LEUVEN, BELGIUM
- EP4151** How to increase the detection rate of chronic lymphocytic inflammation with pontine perivascular enhancement responsive to steroids (CLIPPERS)
B.M. Kerrn-Jespersen¹, M. Lindelof¹, E.L. Lund¹, C. Klausen¹, I. Christiansen¹, F. Sellebjerg¹, D. Kondziella¹
¹COPENHAGEN, DENMARK

eSESSION 4.1:
MULTIPLE SCLEROSIS AND
RELATED DISORDERS 3 (CONTD.)

CHAIRPERSON:
DAWN LANGDON, LONDON, UNITED KINGDOM

Poster No

- EP4152** Immunogenicity with peginterferon beta-1a in patients with relapsing-remitting multiple sclerosis: 2-year data from the randomised phase 3, multicentre ADVANCE study in relapsing-remitting multiple sclerosis
J.T. White¹, B.C. Kieseier³, S.D. Newsome², Y. Zhu¹, Y. Cui¹, A. Seddighzadeh¹, S. Hung¹, A. Deykin¹, M. Subramanyam¹
¹CAMBRIDGE, ²BALTIMORE, UNITED STATES, ³DÜSSELDORF, GERMANY
- EP4153** A study of total Tau protein in the cerebrospinal fluid of patients with multiple sclerosis and clinically isolated syndrome
E. Koutsouraki¹, T. Kalatha¹, E. Hatzifilippou¹, P. Gerasimidou¹, A. Orolagas¹
¹THESSALONIKI, GREECE

TUESDAY, JUNE 3, 2014

12:30-13:15

**eSESSION 4.1:
NEUROIMMUNOLOGY****CHAIRPERSON:**

IRINA ELOVAARA, TAMPERE, FINLAND

Poster No

- EP4154** Comparative case series of GABA(B) and AMPA receptor antibodies associated with limbic encephalitis
M. Dogan Önügören¹, S. Halve², C.A. Haensch³, S. Isenmann⁴, R. Katzenschlager¹¹, C. Kramme¹, H. Lohner⁵, R. Monotti¹³, W.-R. Schäbitz¹, K. Stoeck⁶, M. Strittmatter⁷, F. Stoegbauer⁸, E. Trinkla¹⁰, J. von Oertzen¹², H. Wiendl⁹, F. Woermann¹, C.G. Bien¹
¹BIELEFELD, ²UNNA, ³MÖNCHENGLADBACH, ⁴WUPPERTAL, ⁵ROSENHEIM, ⁶GÖTTINGEN, ⁷MERZIG, ⁸OSNABRÜCK, ⁹MÜNSTER, GERMANY, ¹⁰SALZBURG, ¹¹VIENNA, ¹²LINZ, AUSTRIA, ¹³LOCARNO, SWITZERLAND
- EP4155** CD138+ plasma cells predominate in the cerebrospinal fluid of patients with anti-N-methyl-D-aspartate receptor encephalitis
N. Melzer¹, K.S. Golombeck¹, C.C. Gross¹, S.G. Meuth¹, H. Wiendl¹
¹MÜNSTER, GERMANY
- EP4156** Cytotoxic CD8+ T-cells predominate in the cerebrospinal fluid of patients with limbic encephalitis associated with antibodies to the voltage-gated potassium channel complex
N. Melzer¹, K.S. Golombeck¹, C.C. Gross¹, S.G. Meuth¹, H. Wiendl¹
¹MÜNSTER, GERMANY
- EP4157** Three case with familial Mediterranean fever and multiple sclerosis
S.M. Çınar¹, S. Bilge¹, F. Hız¹, E.D. Dinç Polat¹, D. Bozkurt¹, M. Can¹
¹ISTANBUL, TURKEY
- EP4158** Expression of apoptosis-related genes in relapsing-remitting multiple sclerosis and clinically isolated syndrome
S. Hagman¹, R. Caliskan¹, M. Helminen¹, P. Dastidar¹, I. Elovaara¹
¹TAMPERE, FINLAND
- EP4159** New mouse model mimicking IFN-alpha-related depression in hepatitis C virus infected patients
C. Hoyo-Becerra¹, Z.J. Liu², D.M. Hermann¹, J.F. Schlaak¹
¹ESSEN, GERMANY, ²WUHAN, CHINA

eSESSION 4.1:
NEUROIMMUNOLOGY (CONTD.)

CHAIRPERSON:
IRINA ELOVAARA, TAMPERE, FINLAND

Poster No

- EP4160** **Refractory IgG4-related intracranial hypertrophic pachymeningitis**
C. Kamiya-Matsuoka¹, B. Liao², X. Fang², R.G. Smith²
¹HOUSTON, ²GALVESTON, UNITED STATES
- EP4161** **Non-stiff anti-amphiphysin syndrome: clinical manifestations and their favorable outcome after immunotherapy**
J. Moon¹, J.-W. Shin¹, J.-A. Lim¹, S.-T. Lee¹, K.-H. Jung¹, K. Chu¹, S.K. Lee¹
¹SEOUL, KOREA, REPUBLIC OF
- EP4162** **CLIPPERS – a case report with atypical MRI-findings**
Ö. Yildiz¹, M. Esmailzadeh¹, F. Wegner¹, J.M. Lang¹, B. Haubitz¹, A. Wrede², J.K. Krauss¹, R. Dengler¹
¹HANNOVER, ²GÖTTINGEN, GERMANY
- EP4163** **Development of Guillain-Barré syndrome in patients receiving ganglioside treatment**
X. Wu¹, L. Sun¹, Z. Fei¹, J. Wu¹, K. Liu¹, T. Jin¹, H. Deng¹, J. Cao¹, J. Feng¹, H. Zhang¹
¹CHANGCHUN, CHINA
- EP4164** **Demographic description of Guillain-Barré syndrome: a retrospective analysis of 516 patients in Northeast China**
Y. Wang¹, G. Li¹, X. Gu¹, X. Li¹, S. Yang¹, M. Liu¹, X. Wu¹, H. Zhang¹
¹CHANGCHUN, CHINA

TUESDAY, JUNE 3, 2014

13:30-14:15

**eSESSION 4.2:
CEREBROVASCULAR DISEASES 6****CHAIRPERSON:**

SEREFNUR ÖZTÜRK, KONYA, TURKEY

Poster No

- EP4201** Factors associated with early hospital arrival in acute ischemic stroke patients
E. Kulein Koksali¹, S. Gazioglu¹, C. Boz¹, G. Can¹, Z. Alioglu¹
¹TRABZON, TURKEY
- EP4202** Differences of lesion patterns and clinical outcomes in patients with cryptogenic ischemic stroke with aortic atheroma and without aortic atheroma
H. Noh¹, S. Ryu¹, J. Lee¹
¹DAEGU, KOREA, REPUBLIC OF
- EP4203** Abstract withdrawn
- EP4204** Correlation of visual and motor recovery in stroke patients during early rehabilitation period
A. Ploumis¹, S.-H. Pelidou¹, C. Rina¹, D. Tatsi¹, C. Kalogeropoulos¹
¹IOANNINA, GREECE
- EP4205** Abstract withdrawn
- EP4206** Effectiveness of three anti-smoking interventions of different intensities in patients after ischemic stroke – a pilot data from a randomized controlled trial
H. Sienkiewicz-Jarosz¹, A. Jastrzębska¹, M. Restel¹, I. Kurkowska-Jastrzębska¹, D. Ryglewicz¹, P. Bienkowski¹
¹WARSAW, POLAND
- EP4207** Abstract withdrawn

eSESSION 4.2:
CEREBROVASCULAR DISEASES 6 (CONTD.)

CHAIRPERSON:
SEREFNUR ÖZTÜRK, KONYA, TURKEY

Poster No

- EP4208** Risk factors of infection, poor outcome and mortality in stroke patients
N.F. Tascilar¹, H. Aydemir¹, E. Demiryurek¹, F. Kokturk¹
¹ZONGULDAK, TURKEY
- EP4209** Is prestroke statin treatment associated with a better short term functional outcome in patients with atherothrombotic stroke?
E. Terecoasa¹, C. Tiu¹, C. Coclitu¹, N. Grecu¹, O. Bajenaru¹
¹BUCHAREST, ROMANIA
- EP4210** Epidemiology of intracerebral hemorrhage in Grodno, Belarus
S. Tsimenava¹, S. Kulesh¹, N. Filina¹, M. Shumskas¹
¹GRODNO, BELARUS
- EP4211** Intravenous thrombolysis for acute ischaemic stroke – the experience of a Greek tertiary care hospital
P. Tsitsi¹, R. Jobst¹, T. Tsironis¹, A. Tychalas¹, D. Tsiptsios¹, I. Tsiptsios¹
¹THESSALONIKI, GREECE
- EP4212** NMDA antagonist memantine induces functional neurological recovery in the post-acute ischemic brain
Y. Wang¹, E. Sanchez-Mendoza¹, D.M. Hermann¹
¹ESSEN, GERMANY
- EP4213** Distribution of intracranial and extracranial artery stenosis and the relevant risk factors
H. Zhang¹, H. Liu², X. Wu¹, K. Liu¹, Y. Xing¹
¹CHANGCHUN, CHINA
- EP4214** Ischemic cerebrovascular disease in young adults and post-stroke depression
A. Çulha Oktar¹, V. Yayla¹, M. Çabalar¹, V. Güzel²
¹ISTANBUL, ²VAN, TURKEY
- EP4215** The correlation between location of intracerebral hemorrhage and mortality
M. Zagrajek¹, B. Paradowski¹
¹WROCLAW, POLAND

TUESDAY, JUNE 3, 2014

13:30-14:15

**eSESSION 4.2:
MOVEMENT DISORDERS 4****CHAIRPERSON:**

GÜNTHER DEUSCHL, KIEL, GERMANY

Poster No

- EP4216** Switching L-dopa therapy from “pulsatile” to “pulse” reduces wearing-off and dyskinesia in complicated Parkinson’s disease. A waking day monitoring study
G. Mostile¹, A. Nicoletti¹, V. Dibilio¹, A. Luca¹, L. Raciti¹, G. Sciacca¹, D. Contrafatto¹, E. Bruno¹, M. Zappia¹
¹CATANIA, ITALY
- EP4217** Chorea in neurometabolic diseases
A. Naas¹, H. Benrhouma¹, I. Kraoua¹, A. Nasri¹, H. Klaa¹, I. Turki¹
¹TUNIS, TUNISIA
- EP4218** An autopsy case of the homozygous dentatorubral-pallidoluysian atrophy
S. Nagao¹, O. Yokota¹, Y. Tanabe¹, T. Haraguchi¹, C. Ikeda¹, E. Oshima¹, S. Terada¹, Y. Uchitomi¹
¹OKAYAMA, JAPAN
- EP4219** Longitudinal outcomes from the international disease registry for Niemann-Pick disease type C (NP-C)
M. Pineda¹, E. Mengel², M.T. Vanier³, B. Schwierin⁴, A. Muller⁴, P. Cornelisse⁴, M.C. Patterson⁵
¹BARCELONA, SPAIN, ²MAINZ, GERMANY, ³LYON, FRANCE, ⁴ALLSCHWIL, SWITZERLAND, ⁵ROCHESTER, UNITED STATES
- EP4220** Apomorphine responsivity in hemiparkinson hemiatrophy syndrome: a case report
E. Reiter¹, M. Schocke¹, K. Seppi¹, E. Wolf¹, W. Poewe¹, G.K. Wenning¹
¹INNSBRUCK, AUSTRIA
- EP4221** Opicapone pharmacokinetics and pharmacodynamics comparison between healthy Japanese and matched Caucasian subjects
J.F. Rocha¹, A. Falcão², N. Lopes¹, A. Santos¹, T. Nunes¹, P. Soares-da-Silva^{1,3}
¹S. MAMEDE CORONADO, ²COIMBRA, ³PORTO, PORTUGAL
- EP4222** Positive effects of erythropoietin on a rat model of Parkinson’s disease
V. Solmaz¹, D. Aksoy¹, O. Erbas¹
¹TOKAT, TURKEY

eSESSION 4.2:
MOVEMENT DISORDERS 4 (CONTD.)

CHAIRPERSON:
GÜNTHER DEUSCHL, KIEL, GERMANY

Poster No

- EP4223** **Apathy in early Parkinson's disease**
T. Stojkovic¹, I. Stankovic¹, A. Tomic¹, M. Jecmenica¹,
N. Kresojevic¹, G. Mandic¹, V. Markovic¹, E. Stefanova¹,
M. Svetel¹, N. Miskovic¹, I. Petrovic¹, V.S. Kostic¹
¹BELGRADE, SERBIA
- EP4224** **[¹²³I]FP-CIT SPECT (DaTSCAN) in unclear parkinsonism:
a useful tool to differentiate between Parkinson's disease
and vascular or drug-induced parkinsonism**
M. Tinazzi¹, A. Marinella¹, R. Erro³, F. Brigo²
¹VERONA, ²MERANO, ITALY, ³LONDON, UNITED KINGDOM
- EP4225** **Parkinsonism associated with liver cirrhosis – a case report**
V.P. Todorov¹, D. Bogdanova², N. Topalov², I. Milanov¹
¹SOFIA, BULGARIA
- EP4226** **Dopa-responsive dystonia presenting with spastic dysphonia**
P. Tsitsi¹, G. Xiromerisiou¹, P. Petrou¹, E. Koutlas¹, G. Deretzi¹,
I. Tsipsios¹
¹THESSALONIKI, GREECE
- EP4227** **Lewy body dementia: a three year clinical follow-up study**
L. Kiferle¹, A. Vergallo¹, G. Palermo¹, M. Giuntini¹, R. Ceravolo¹,
U. Bonuccelli¹
¹PISA, ITALY
- EP4228** **Postural control changes in visual height intolerance: body
sway and anti-gravity muscle activity**
M. Wuehr¹, G. Kugler¹, R. Schniepp¹, K. Jahn¹, D. Huppert¹,
T. Brandt¹
¹MUNICH, GERMANY
- EP4229** **Quality of life in patients receiving combination therapy with
pramipexole**
I. Zhukova¹, O. Izboldina¹, M. Nikitina¹, N. Zhukova¹,
V. Alifirova¹, A. Agasheva¹, M. Titova¹
¹TOMSK, RUSSIAN FEDERATION

TUESDAY, JUNE 3, 2014

13:30-14:15

eSESSION 4.2: MULTIPLE SCLEROSIS AND RELATED DISORDERS 4

CHAIRPERSON:

CELIA OREJA-GUEVARA, MADRID, SPAIN

Poster No

- EP4230** Computer assisted cognitive rehabilitation in patients with multiple sclerosis and parenchymal neuro-Behçet's disease
B. Nurova¹, M. Kürtüncü¹, A. Çoban¹, E. Birday¹, M. Eraksoy¹
¹ISTANBUL, TURKEY
- EP4231** Cognitive impairment in relapsing-remitting multiple sclerosis (RRMS): psychometric properties of the Brief Repeatable Battery of Neuropsychological tests (BRB-N)
M. López-Góngora¹, A. Escartín¹, G. Izquierdo², M. Borges²
¹BARCELONA, ²SEVILLA, SPAIN
- EP4232** Relapsing syndrome of an inappropriate antidiuretic hormone secretion in an anti-aquaporin-4 positive pediatric patient with neuromyelitis optica spectrum disorders
V. Martinovic¹, R. Kravljanač¹, I. Dujmović Bašuroski¹, J. Drulović¹
¹BELGRADE, SERBIA
- EP4233** NMO and NMOSD: clinical presentation, imaging, CSF, laboratory abnormalities and outcome in 50 patients
S.M. Nabavi¹, S. Fayyazi¹, G. Ghazizadeh Eslami¹, S. Hozhabri Fouladizadeh¹
¹TEHRAN, IRAN, ISLAMIC REPUBLIC OF
- EP4234** Safety and tolerability of teriflunomide in MS patients in clinical practice
C. Oreja-Guevara¹, I. González-Suarez², V. López de Velasco¹, J. Matías-Guiu¹
¹MADRID, SPAIN
- EP4235** Abstract withdrawn
- EP4236** The default mode network – the resting-state network most sensitive for cerebral functional changes over short-term in multiple sclerosis
D. Pinter¹, C. Beckmann², M. Loitfelder¹, N. Filippini³, A. Pichler¹, S. Fuchs¹, F. Fazekas³, C. Enzinger¹
¹GRAZ, AUSTRIA, ²NIJMEGEN, NETHERLANDS, ³OXFORD, UNITED KINGDOM
- EP4237** Long-term safety of fingolimod: interim evaluation of data from the LONGTERMS trial
P.V. Rosenstiel¹, J. Cohen², R. Gottschalk³, L. Cappiello³,

eSESSION 4.2:

MULTIPLE SCLEROSIS AND RELATED DISORDERS 4 (CONTD.)

CHAIRPERSON:

CELIA OREJA-GUEVARA, MADRID, SPAIN

Poster No

Y. Zhang³, L. Kappos¹¹BASEL, SWITZERLAND, ²CLEVELAND, ³EAST HANOVER, UNITED STATESEP4238**Cognitive and neural correlates of TNFRSF1A gene polymorphism (rs1800693) in multiple sclerosis**S. Sadaghiani¹, M.T.M. Park², N. Javadian¹, T. Roostaei¹, M.M. Chakravarty², J.P. Lerch², R. Mashhadi¹, R. Doosti¹, A. Azimi¹, A. Shakouri Rad², A.P. Hashemi Taheri¹, A. Naser Moghadasi¹, M. Owji¹, F. Noorbakhsh¹, A. Nazeri¹, M.A. Sahraian¹¹TEHRAN, IRAN, ISLAMIC REPUBLIC OF, ²TORONTO, CANADAEP4239**Acute disseminated encephalomyelitis in a natalizumab treated patient**R. Samões¹, F. Correia¹, C. Cruto¹, J. Alves¹, R. Taipa¹, A.M. Silva¹¹PORTO, PORTUGALEP4240**Language performance in patients with multiple sclerosis: a linguistic approach**A.R. Sonkaya¹, Z.Z. Bayazit²¹ISTANBUL, ²ANKARA, TURKEYEP4241**Effects of different natalizumab treatment modalities on pharmacokinetics and -dynamics**K. Thomas¹, U. Hainke¹, T. Sehr¹, T. Ziemssen¹¹DRESDEN, GERMANYEP4242**Effect of aspirin pretreatment or slow dose titration on number and duration of flushing and gastrointestinal (GI) events associated with delayed-release dimethyl fumarate**J. O'Gorman¹, H. Russell¹, J. Li¹, G.A. Phillips¹, V. Viglietta¹¹CAMBRIDGE, UNITED STATESEP4243**Safety and tolerability of delayed-release dimethyl fumarate administered as add-on therapy to beta interferons or glatiramer acetate in relapsing-remitting multiple sclerosis (RRMS) patients**V. Viglietta¹, T. Vollmer², R. Zhang¹, M. Novas¹, S.I. Sheikh¹, R.J. Fox³¹CAMBRIDGE, ²AURORA, ³CLEVELAND, UNITED STATES

TUESDAY, JUNE 3, 2014

13:30-14:15

**eSESSION 4.2:
NEUROGENETICS 2****CHAIRPERSON:**

GEIR J. BRAATHEN, TRONDHEIM, NORWAY

Poster No

- EP4244** Cerebral metabolism of glucose in mitochondrial encephalomyopathy, lactic acidosis, and stroke-like episodes
D. Labunskiy¹
¹SANTA ROSA, UNITED STATES
- EP4245** Cerebellar ataxia with CoQ10 deficiency due to a novel mutation in ADCK3
O. Musumeci¹, E. Barca¹, F. Montagnese¹, A. Ciranni¹, S. Dimauro², M. Hirano², C. Quinzii², A. Toscano¹
¹MESSINA, ITALY, ²NEW YORK, UNITED STATES
- EP4246** ARCA3 due to ANO10 mutations: delineation and genotype/phenotype correlation study
M. Renaud¹, M. Anheim¹, E.J. Kamsteeg⁵, M. Mallaret¹, C.C. Verschuuren-Bemelmans⁵, O. Lagha-Boukbiza¹, E. Salort-Campana², A. Durr³, C. Tranchant¹, M. Koenig⁴
¹STRASBOURG, ²MARSEILLE, ³PARIS, ⁴MONTPELLIER, FRANCE, ⁵NIJMEGEN, NETHERLANDS
- EP4247** No excess of loss-of-function variants in COQ2 in pathologically confirmed multiple system atrophy
L.V. Schottlaender¹
¹LONDON, UNITED KINGDOM
- EP4248** Bladder and bowel dysfunction in female carriers of X-linked adrenomyeloneuropathy
K.I. Tudor¹, J. Hofreiter¹, M. Smith¹, J. Seth¹, Z. Fox¹, A. Emmanuel¹, E. Murphy¹, R.H. Lachmann¹, J.N. Panicker¹
¹LONDON, UNITED KINGDOM
- EP4249** The dystrophin gene and cognition in the cognitively healthy population
D. Vojinovic¹, H.H. Adams², S.J. van der Lee², C.A. Ibrahim-Verbaas², R. Brouwer², M.C.G.N. van den Hout², E. Oole², J. van Rooij², A. Uitterlinden^{2,3}, A. Hofman², W. van IJcken², A. Aartsma-Rus³, G.B. van Ommen³, M.A. Ikram², C.M. van Duijn^{2,3}, N. Amin²
¹BELGRADE, SERBIA, ²ROTTERDAM, ³LEIDEN, NETHERLANDS

eSESSION 4.2:
NEUROGENETICS 2 (CONTD.)

CHAIRPERSON:

GEIR J. BRAATHEN, TRONDHEIM, NORWAY

Poster No

- EP4250** Relapsing remitting multiple sclerosis in X-linked Charcot-Marie-Tooth disease with central nervous system involvement
G. Koutsis¹, G. Karadima¹, P. Floroskoufi¹, M. Raftopoulou¹, M. Panas¹
¹ATHENS, GREECE
- EP4251** Monogenic ischemic stroke in young adults. A 5-year experience at the Neurological Institute of Pisa, Italy
D. Orsucci¹, M. Mancuso¹, A. Chiti¹, G. Orlandi¹, E. Terni¹, N. Giannini¹, A. Logerfo¹, M. Brondi¹, V. Montano¹, C. Simoncini¹, L. Petrozzi¹, E. Caldarazzo Ienco¹, G. Siciliano¹, U. Bonuccelli¹
¹PISA, ITALY
- EP4252** Hereditary spastic paraplegias: design of a diagnosis kit using next generation sequencing
L. Raymond¹, E. Mundwiller¹, S. Morais¹, C. Depienne¹, G. Banneau¹, C. Cazeneuve¹, E. Leguern¹, A. Durr¹, A. Brice¹, Y. Marie¹, G. Stevanin¹
¹PARIS, FRANCE
- EP4253** Effects of polymorphisms of the CXCR5, TNFSF14 and SLC30A7 genes in multiple sclerosis patients in Csongrád County in Hungary and the North-Bácska region in Serbia
N. Török¹, J. Füvesi¹, E. Fábrián¹, M. Karácsony¹, V. Zsiros¹, A. Fejes-Szabó¹, O. Stojiljkovic², L. Vécsei¹, K. Bencsik¹
¹SZEGED, HUNGARY, ²SUBOTICA, SERBIA
- EP4254** Gene expression profiles in neuro-Behçet's disease during active and inactive stages
E. Ugurel¹, E. Sehitoglu¹, M. Kurtuncu¹, E. Shugaiv¹, C. Ulusoy¹, M. Kucukerden¹, A. Coban¹, E. Tuzun¹, B. Vural¹
¹ISTANBUL, TURKEY
- EP4255** Progressive external ophthalmoplegia – a common phenotype of SPG7 in Norway
I.M. Wedding¹, S.L. Rydning¹, K.K. Selmer¹, J.A. Koht^{1,2}, D. Misceo¹, L. Bindoff³, C. Tzoulis³, C. Tallaksen¹
¹OSLO, ²DRAMMEN, ³BERGEN, NORWAY

TUESDAY, JUNE 3, 2014

13:30-14:15

**eSESSION 4.2:
NEUROLOGICAL MANIFESTATION OF
SYSTEMIC DISEASES****CHAIRPERSON:**

JEAN-MARC LÉGER, PARIS, FRANCE (TBC)

Poster No

- EP4256** Anti-aquaporin 4 autoantibodies in patients with systemic lupus erythematosus without CNS involvement: a long-term assessment
H. Alexopoulos¹, I. Tatouli¹, S. Akrivou¹, A. Tzioufas¹, M.C. Dalakas¹
¹ATHENS, GREECE
- EP4257** Abstract withdrawn
- EP4258** Cerebral vasculitis: a report of 17 cases
Y. Cherif¹, S. Younes¹, H. Haj Kacem¹, O. Berriche¹, H. Hamza¹, S. Jerbi¹, M.H. Sfar¹
¹MAHDIA, TUNISIA
- EP4259** A case series of giant cell arteritis: vascular risk factors, manifestations and diagnostic evaluation
A. Costa¹, A. Silva-Pinto¹, P. Abreu¹
¹PORTO, PORTUGAL
- EP4260** Functional disorders in the neurology ward
C. Fernandes¹, N. Ferreira¹
¹ALMADA, PORTUGAL
- EP4261** Multifocal motor neuropathy associated with infliximab treatment
N. González-Nafría¹, S. Fernández-Menéndez¹, R. García-Santiago¹, L.B. Lara-Lezama¹, J.F. Fernández-López¹, A. Arés-Luque¹, B. Cabezas-Delamare¹, C. Riveira-Rodríguez¹, Á. Saponaro-González¹
¹LEÓN, SPAIN
- EP4262** Neurologic complications after bariatric surgery
J.K. John¹, J.Y. Al-Hashel¹, A. Rady¹, V. Periasamy¹
¹KUWAIT, KUWAIT

eSESSION 4.2:

NEUROLOGICAL MANIFESTATION OF SYSTEMIC DISEASES (CONTD.)

CHAIRPERSON:

JEAN-MARC LÉGER, PARIS, FRANCE (TBC)

Poster No

- EP4263** Encephalopathy and neuroimaging in acute porphyria
E. Pischik^{1,2}, R. Kauppinen²
¹SAINT PETERSBURG, RUSSIAN FEDERATION, ²HELSINKI, FINLAND
- EP4264** Treatment of an acute attack with severe neurological manifestations in patients with acute intermittent porphyria (AIP): haem arginate vs. glucose
E. Pischik^{1,2}, R. Kauppinen²
¹SAINT PETERSBURG, RUSSIAN FEDERATION, ²HELSINKI, FINLAND
- EP4265** Acute transverse myelitis following stem cell transplantation for haematological malignancies: a series of three cases
K. Su¹, R. Brown¹, R. Dooley¹, S. Alimam¹, A. Zermansky¹, D. McKee¹
¹MANCHESTER, UNITED KINGDOM
- EP4266** Neurological disorders in children with ichthyosis: lessons from eight patients diagnosed with Sjögren-Larsson syndrome and a patient with lamellar ichthyosis in a rural hospital
A. Vural¹, S. Saral¹
¹ADIYAMAN, TURKEY
- EP4267** Neuro-Behçet syndrome with spinal cord involvement
B. Zeydan¹, U. Uygunoglu¹, S. Ugurlu¹, E. Seyahi¹, S. Saip¹, A. Siva¹
¹ISTANBUL, TURKEY
- EP4268** A subgroup of neuro-Behçet syndrome: intracranial arterial involvement
B. Zeydan¹, U. Uygunoglu¹, M. Tutuncu¹, C. Yalcinkaya¹, A. Altintas¹, S. Ugurlu¹, E. Seyahi¹, S. Saip¹, A. Siva¹
¹ISTANBUL, TURKEY
- EP4269** Nocturnal seizures: a misdiagnosis of hypoglycemic episodes
A. Lopez¹, A. Hernández¹, C. Valencia¹, N. Giraldo¹, J.J. Bravo¹, S. Carrasco¹
¹CIUDAD REAL, SPAIN

TUESDAY, JUNE 3, 2014

13:30-14:15

eSESSION 4.2:

NEUROLOGICAL MANIFESTATION OF SYSTEMIC DISEASES (CONTD.)

CHAIRPERSON:

JEAN-MARC LÉGER, PARIS, FRANCE (TBC)

Poster No

EP4270 Neuro-Wilson disease – about seven cases and review of the literature

L. Ben Algia¹, I. Chatti¹, M. Benhalima¹, Z. Saied¹, A. Khefifi¹, S. Ben Amor¹, S. Benammou¹

¹SOUSSE, TUNISIA

EP4271 Abstract withdrawn

EP4272 Neurological manifestations of acute intermittent porphyria (AIP)

E. Pischik^{1,2}, R. Kauppinen²

¹SAINT PETERSBURG, RUSSIAN FEDERATION, ²HELSINKI, FINLAND

CLOSING SESSION

Investigator Award

Uschi Tschabitscher Prize for Young Neurologists

PK Thomas Prize

Presentation of the First Congress of European Academy of Neurology in Berlin, Germany, 2015

Inauguration speech of the President of the European Academy of Neurology

Followed by Farewell Networking Reception

SATELLITE SYMPOSIA

ISTANBUL, TURKEY, 31 MAY – 3 JUNE, 2014

SATURDAY, MAY 31, 2014

13:00-14:30

SATELLITE SYMPOSIUM: BIOGEN IDEC CHANGING PROSPECTS IN MULTIPLE SCLEROSIS

CHAIRPERSONS:

AKSEL SIVA, ISTANBUL, TURKEY

MARIA PIA SORMANI, GENOVA, ITALY

What really counts – measuring and managing disease activity

Aksel Siva, ISTANBUL, TURKEY

Maria Pia Sormani, GENOVA, ITALY

Back to the future – development of pegylated IFN beta 1-a for MS

Bernd C. Kieseier, DÜSSELDORF, GERMANY

Decisions and divisions – the approach to highly active disease

Helmut Butzkueven, MELBOURNE, AUSTRALIA

Dimethyl Fumarate – a novel oral option for treating MS in Europe

Ralf Gold, BOCHUM, GERMANY

Question and answer session

Aksel Siva, ISTANBUL, TURKEY

Maria Pia Sormani, GENOVA, ITALY

SUNDAY, JUNE 1, 2014

13:00-14:30

**SATELLITE SYMPOSIUM:
GE HEALTHCARE
INTEGRATING IMAGING FOR THE IMPROVED
MANAGEMENT OF DEMENTIA AND PARKINSON'S
DISEASE**

CHAIRPERSON:

JOHN O'BRIEN, CAMBRIDGE, UK

Introduction & welcome

John O'Brien, CAMBRIDGE, UK

**Imaging and quantification of striatal dopamine transporters
in dementia**

Alp Notghi, BIRMINGHAM, UK

**Developments in the early differential diagnosis of
Parkinsonism and essential tremor**

Eduardo Tolosa, BARCELONA, SPAIN

**Impact of SPECT imaging in the diagnosis and clinical
management of DLB**

John O'Brien, CAMBRIDGE, UK

**The imaging pathway in early suspected Alzheimer's:
positioning of new imaging tools**

Adrian Ivanoiu, BRUSSELS, BELGIUM

Q&A and conclusion

SUNDAY, JUNE 1, 2014

13:00-14:30

**SATELLITE SYMPOSIUM:
BRITANNIA PHARMACEUTICALS LTD:
EMERGING EVIDENCE AND TREATMENT STRATEGIES FOR
DELAYED ON AND OFF PERIODS IN PARKINSON'S DISEASE**

CHAIRPERSON:

OLIVIER RASCOL, TOULOUSE, FRANCE

Delayed on and Wearing off – complications

Fabrizio Stocchi, ROME, ITALY

AM IMPAKT - Apomorphine for morning akinesia trial – Results

Stuart Isaacson, MIAMI, USA

Clinical case considerations

William Ondo, HOUSTON, USA

Question panel discussion – Apomorphine injection in PD:

When, who, why?

SUNDAY, JUNE 1, 2014

13:00-14:30

**SATELLITE SYMPOSIUM:
ACTELION PHARMACEUTICALS LTD
NEW DIAGNOSTIC ALGORITHMS AND BIOMARKERS
FOR NEUROLOGICAL ANOMALIES: LESSONS FROM
NIEMANN-PICK DISEASE TYPE C**

CHAIRPERSON:

CHRIS HENDRIKSZ, SALFORD, UK

Welcome and introduction <i>Chris Hendriksz, SALFORD, UK</i>	13:00
Relevance of neurological manifestations in differential diagnosis of ataxias <i>Gautam Ambegaonkar, CAMBRIDGE, UK</i>	13:10
Differential diagnosis of central oculomotor disorders of rare neurometabolic diseases <i>Michael Strupp, MUNICH, GERMANY</i>	13:25
The clinical utility of oxysterols and clinical phenotypes as a biomarker for NP-C testing <i>Thorsten Marquardt, MÜNSTER, GERMANY</i>	13:40
Clinical work-up and management of diseases with complex and heterogeneous presentation: lessons from NP-C <i>Chris Hendriksz, SALFORD, UK</i>	13:55
Q&A session <i>All</i>	14:10
Summary & conclusions <i>Chris Hendriksz, SALFORD, UK</i>	14:25

**SATELLITE SYMPOSIUM:
NOVARTIS PHARMA AG
TIME FOR CHANGE: EVOLUTION OF REAL-WORLD
EVIDENCE OUTCOME MEASURES IN MS**

CHAIRPERSON:

MEFKÛRE ERAKSOY, ISTANBUL, TURKEY

<p>Opening and welcome <i>Mefkûre Eraksoy, ISTANBUL, TURKEY</i></p>	18:30
<p>Relevance of systematic real world data collection for physicians and patients <i>Helmut Butzkueven, MELBOURNE, AUSTRALIA</i></p>	18:35
<p>Collection of real-world evidence and use in clinical practice and research <i>Tjalf Ziemssen, DRESDEN, GERMANY</i></p>	18:55
<p>Evolving the evidence base: importance of collecting imaging measures <i>Robert Zivadinov, BUFFALO, NY, USA</i></p>	19:25
<p>Real-world evidence: evolving outcome measures <i>Mefkûre Eraksoy, ISTANBUL, TURKEY</i></p>	19:45

SUNDAY, JUNE 1, 2014

18:30-20:00

**SATELLITE SYMPOSIUM:
EXCEMED**

**DYSIMMUNE NEUROPATHIES – FROM PATHOGENESIS TO
TREATMENT**

CHAIRPERSON:

GIANCARLO COMI, MILAN, ITALY

Opening	18:30
<i>Giancarlo Comi, MILAN, ITALY</i>	
Multifocal motor neuropathies	18:40
<i>Jean-Marc Léger, PARIS, FRANCE</i>	
Discussion	19:00
Chronic inflammatory demyelinating neuropathies	19:05
<i>Eduardo Nobile-Orazio, MILAN, ITALY</i>	
Discussion	19:25
Vasculitic neuropathies	19:30
<i>Hans-Peter Hartung, DÜSSELDORF, GERMANY</i>	
General discussion and concluding remarks	19:45

MONDAY, JUNE 2, 2014

13:00-14:30

**SATELLITE SYMPOSIUM:
H. LUNDBECK A/S
OPTIMISING PARKINSON'S DISEASE PHARMACOTHERAPY**

CHAIRPERSON:

WERNER POEWE, INNSBRUCK, AUSTRIA

Chairman's introduction <i>Werner Poewe, INNSBRUCK, AUSTRIA</i>	13:00
Pharmacological interventions to optimise dopamine signalling in Parkinson's disease <i>Peter Jenner, LONDON, UK</i>	13:05
Use of combination therapy to treat Parkinson's disease <i>Werner Poewe, INNSBRUCK, AUSTRIA</i>	13:30
Impact of treatment options on quality of life in Parkinson's disease patients <i>Heinz Reichmann, DRESDEN, GERMANY</i>	13:55
Panel discussion <i>(led by chairman)</i>	14:15

MONDAY, JUNE 2, 2014

13:00-14:30

SATELLITE SYMPOSIUM: GENZYME
THE EVOLVING MS LANDSCAPE: CHALLENGES AND OPPORTUNITIES

CHAIRPERSON:

MEFKÛRE ERAKSOY, ISTANBUL, TURKEY

Welcome and Opening <i>Mefkûre Eraksoy, ISTANBUL, TURKEY</i>	13:00
Unmet medical needs in MS: patient and healthcare perspective <i>Mefkûre Eraksoy, ISTANBUL, TURKEY</i>	13:05
New oral opportunities in first line therapy: Teriflunomide <i>Matthias Mäurer, BAD MERGENTHEIM, GERMANY</i>	13:30
New opportunities with a mechanism-based therapy: Alemtuzumab <i>Alastair Compston, LONDON, UK</i>	13:55
Q & A	14:20

MONDAY, JUNE 2, 2014

13:00-14:30

**SATELLITE SYMPOSIUM:
NOVARTIS PHARMA AG
HOW TO TREAT ALZHEIMER'S DISEASE TODAY:
EXPERTS DISCUSS THE FACTS**

CHAIRPERSONS:

MURAT EMRE, ISTANBUL, TURKEY

GARY SMALL, LOS ANGELES, USA

Welcome and introduction	13:00
<i>Murat Emre, ISTANBUL, TURKEY</i>	
Roundtable discussion: Evolving considerations in the treatment of Alzheimer's disease	13:10
<i>Murat Emre, ISTANBUL, TURKEY</i>	
<i>Gary Small, LOS ANGELES, USA</i>	
<i>Rachelle Doody, HOUSTON, USA</i>	
<i>Linus Jönsson, STOCKHOLM, SWEDEN</i>	
Summary and conclusions	14:15
<i>Gary Small, LOS ANGELES, US</i>	
Discussion/Q&A session	14:20
<i>Panel</i>	

MONDAY, JUNE 2, 2014

13:00-14:30

**SATELLITE SYMPOSIUM:
KEDRION BIOPHARMA
IVIG IN THE TREATMENT OF CIDP**

CHAIRPERSONS:

JEAN MARC LÉGER, PARIS, FRANCE

YESIM PARMAN, ISTANBUL, TURKEY

Mechanisms of action of IVIg

Shrini Kaveri, PARIS, FRANCE

How to start a treatment in CIDP

Eduardo Nobile-Orazio, MILAN, ITALY

IVIg in the long term treatment of CIDP

Claudia Sommer, WÜRZBURG, GERMANY

MONDAY, JUNE 2, 2014

18:30-20:00

**SATELLITE SYMPOSIUM:
MERCK SERONO
CONNECTING WITH MS PATIENTS: ENGAGEMENT THROUGH
INNOVATION**

CHAIRPERSONS:

DAVID BATES, NEWCASTLE UPON TYNE, UK

AKSEL SIVA, ISTANBUL, TURKEY

Introduction	18:30
<i>David Bates, NEWCASTLE UPON TYNE, UK</i>	
Novel endpoints and assessments	18:40
<i>Mark Freedman, OTTAWA, CANADA</i>	
Q&A between Aksel Siva, David Bates and Mark Freedman	
Optimising therapeutic delivery	19:00
<i>Peter Rieckmann, BAMBERG, GERMANY</i>	
Q&A between Aksel Siva, David Bates and Peter Rieckmann	
eHealth: Improving patient engagement	19:25
<i>Gavin Giovannoni, LONDON, UK</i>	
Q&A between Aksel Siva, David Bates and Gavin Giovannoni	
Summary	19:45
<i>Aksel Siva, ISTANBUL, TURKEY</i>	
Audience Q&A moderated by Aksel Siva and David Bates	

INDEX

A			
Aalbers, M.	252	Aguilera, J.M.	87
Aartsma-Rus, A.	438	Aguzzi, A.	157
Ababou, N.	402	Aharon-Peretz, J.	83
Abbasli, T.	94	Ahmad, H.	327, 343
Abbruzzese, G.	129	Ahmad, N.	94
Abdelalim, A.M.	400	Ahmadi, M.	339, 397, 411
Abdel Atti, S.	421	Ahmaidi, S.	395
Abdel-Aziz, K.	131, 353	Ahmed, A.	393
Abdelkefi, I.	249	Ahmed, N.	235
Abdelkhader, M.	196	Ahmed, S.	88, 95, 118
Abdelnour Ruiz, C.S.	326	Ahmedova, G.	407
Abdulkadir, A.	70	Ahn, S.	235
Abdullayeva, D.	84	Ahn, S.A.	294
Abengochea-Cotaina, A.	92, 95	Aho, V.	274
Abid, I.	93	Aiche, F.	417
Abo El Fotouh, A.S.	331	Airas, L.	133
Abokresha, N.	88, 207	Ait-Kaci-Ahmed, M.	402
Abolfazli, R.	401, 407	Aja-Fernandez, S.	174
Abolhasani, M.	144	Ajtay, A.	222
Abramenko, Y.	246, 319	Akalin, M.A.	180, 198
Abram, M.	300	Akar, H.	255
Abramycheva, N.I.	390	Akay, H.T.	126
Abreu, D.	106	Akay, R.	96
Abreu, L.	394	Akbarkhodjaeva, Z.A.	88, 415
Abreu, P.	281, 440	Akbaş-Demir, D.	318
Abroskina, M.	224, 225	Akbay-Ozsahin, A.	328
Abuhandan, M.	85	Akbostanci, C.	106
Abulaban, A.A.	244	Akçalı, A.	330
Aburakawa, Y.	394	Akdeniz, Y.	303
Acar, E.	221	Akgül, G.P.	396
Acar, G.	111	Akgun, F.N.	412
Acar, N.P.	324	Akgün, H.	88, 228
Accetta, R.	171	Akgün, T.	180
Acet, H.	86	Akhan, G.	214, 218, 348, 378
Aceves, J.	309	Akhmadeeva, L.	142, 143, 144
Acewicz, A.	230	Akimoto, C.	423
Achtani, R.	314	Akil, E.	86, 137
Acikgoz, M.	313	Akil, M.A.	86, 137
Aciman Demirel, E.	395, 411	Akinci, T.	126
Ackl, N.	377	Akkad, D.	132
Acosta-Villegas, F.	92, 95	Akkaya, B.	243
Ács, P.	302	Akkılıç, E.	316
Adachi, Y.	407	Akman Demir, G.	213, 394
Adam, C.	116, 135, 277	Akpınar, R.	314
Adamantidis, A.	66, 157	Akpınar, S.	293
Adamczyk-Sowa, M.	208, 401	Akrivou, S.	440
Adamec, I.	112, 137, 197, 248, 249, 327, 344	Aksoy, D.	128, 406, 409, 434
Adamkiewicz, B.	326, 388	Aksu, S.	250
Adamova, B.	306, 318	Aktan, S.	297
Adams, D.	49, 116, 134, 135, 136, 277	Aktan, Z.	412, 415
Adams, H.H.	438	Akyer, S.P.	83
Adams, O.	177	Akyol, A.	174
Adamski, M.G.	386	Akyüz, A.	86
Ádány, R.	407	Al-Bader, S.Y.	118
Adatepe, T.	194, 196, 198, 249	Al Dakheel, A.	105
Adler, D.	424	Al Dhalaan, H.	105
Adobbati, L.	385, 389	Al-Harbi, T.M.	101
Afra, J.	142	Al-Hashel, J.Y.	95, 118, 440
Afşar, N.	297, 330	Al Hindi, H.	243
Agalar, C.	412	Al-Mowallad, E.	217
Agarwal, S.	240	Al Muhaizea, M.	105, 243
Agasheva, A.	330, 391, 396, 435	Al Nasser, M.N.	410
Agim, Z.S.	180	Al-Said, Y.	217
Ağırçan, D.	107, 426	Al-Sarawi, A.I.	101
Agosta, F.	61, 62, 65, 67, 68, 123, 124, 128, 149, 180, 337, 354, 423, 424	Al-Schameri, A.R.	386
Agrawal, C.	408	Al-Shehri, E.	217
Agrawal, N.	280	Alagille, D.	201
Agredano Jiménez, M.	173	Alajbegovic, A.	88, 102, 399, 403
Aguggia, M.	128	Alajbegovic, S.	88
Aguiar de Sousa, D.	101, 325	Alamowitch, S.	73
		Alay, S.	88, 228
		Albanese, A.	68, 283
		Alberti, P.	172
		Albuquerque, L.	81, 101, 106, 342, 393, 394
		Aldan, M.A.	281

INDEX

2014

Aleixo Correia, A.S.	410	Anderson, N.E.	279
Alekseenko, Y.	348, 349, 350, 351	Anderson, T.J.	279
Alekseeva, D.	315	Ando, T.	320
Aleman, Y.	107	André, E.	352
Alexa, D.	253	Andreadou, E.	112
Alexandrova, E.A.	395	Andreu, T.	242
Alexopoulos, H.	83, 209, 227, 440	Andrews, J.A.	181
Alfano, B.	176	Andriuta, D.	125
Algarve, T.D.	381	Andronas, N.	62, 300, 303, 304, 337
AlHindi, H.	244	Angelini, C.	52, 76, 242, 243
Alhomoud, I.	243	Angelo, Q.	196
Ali, E.N.	142	Anheim, M.	406, 438
Alici, O.	412	Anic, B.	183
Aliiev, O.	89	Anik, Y.	404
Alifirova, V.	89, 212, 330, 435	Anikina, M.	82
Alifirova, V.A.	396	Anlar, O.	325
Alifirova, V.M.	391	Annunziata, P.	176, 398, 399, 400, 401, 402, 403, 404
Alimam, S.	441	Annunziato, L.	354
Alimehmeti, I.	88	Antochi, F.	313, 315, 322
Alimi, S.A.	125	Antoine, N.	123
Alioğlu, B.	318	Antonaci, F.	174, 351, 368
Alioglu, Z.	432	Antonelou, R.	148, 175, 300, 391
Aliyev, R.R.	89	Antonenko, K.	89
Alkali, N.H.	125	Antonenko, L.	253, 327, 329
Allocca, R.	129, 139	Antonini, A.	166, 425, 426
Almaz, A.B.	392	Antonini, G.	243
Almdahl, I.S.	67	Antonioni, N.	398
Almeida, R.	139	Antonopoulou, M.	210
Almeida-Souza, L.	282	Antonova, V.	68
Alonso Royo, R.	222	Antonowicz, A.	213
Alp, R.	404	Anton, R.M.	295
Alp, S.Ş.	404	Antunes, A.P.	81
Alpaslan, L.	387	Antunes, P.	342
Alstadhaug, K.B.	97	Aouizerate, J.	69
Alstermark, H.	423	Apfel, R.	427
Altavilla, T.	129	Apostolski, S.	183
Altinayar, S.	109	Arablinskiy, A.	338, 380
Altincatal, A.	115, 399	Arai, K.	145
Altindag, E.	199, 313, 394	Araújo Mota, I.	249
Altinkaya, A.	394	Araújo, R.	86, 92
Altintas, A.	163, 214, 400, 410, 411, 412, 413, 414, 441	Arbasino, C.	175
Altintas, O.	86, 89, 202	Arbi, F.	96
Altmeyer, P.	399	Arcoraci, V.	339
Altunayoglu Cakmak, V.	222, 314	Ardolino, G.	392
Altunrende, B.	394	Arenga, M.	92
Alvarenga, R.P.	402	Arés Luque, A.	96, 440
Álvarez-Avellón, T.	81	Arezki, M.	345
Alvarez Lopez, M.	222	Argibay, D.	174
Alves, C.	423	Argiriadou, V.	110
Alves, D.	281	Argin, M.	217
Alves, I.	253	Argov, Z.	180, 360
Alves, J.	437	Argyriou, A.A.	172
Alves, J.E.	183	Argyropoulou, C.	416
Alves, J.N.	119, 324	Arias, E.D.	338
Alves, L.	324, 410	Arias, M.	210, 337
Alvir, D.	246	Ariatti, A.	134
Alvisi, L.	311	Aricò, D.	356
Amadeo, G.	129	Arighi, A.	61, 67, 245, 421
Amadio, A.	223	Arima, R.	417
Amari, M.	424	Ariño, H.	183
Amatachaya, S.	90, 231, 257, 378, 380	Arici, Ş.	105
Amato, L.	63	Arjundas, D.	193
Amato, M.P.	111, 112, 113, 114, 115, 176, 186, 264	Arlotti, M.	392
Ambegaonkar, G.	450	Armstrong, J.	335
Ambrosini, A.	142, 174	Arnal, C.	210
Amieva, H.	62	Arne Bes, M.C.	137
Amin, H.U.	304	Arning, L.	132
Amin, N.	438	Arnold, D.	131, 132, 203, 365
Aminova, D.	313	Arnold, M.	345
Amoiridis, G.	209	Arnoux, A.	125
Anagnostou, E.	97, 134, 327, 343	Arpacı, B.	249
Anagnostouli, M.	112	Arpa-Gutiérrez, J.	195, 344
Andel, R.	62, 301	Arrambide, G.	63
Andersen, P.M.	423	Arribas-Gresa, N.	183
		Arroyo, R.	210

Arruda, W.O.	148, 306	Azhermacheva, M.	89
Arsava, E.M.	86, 125, 251	Azimi, A.	239, 437
Arsava, M.	361	Azimi, A.R.	212
Arshad, Q.	343	Azimova, J.	95, 97
Arslan, D.	86	Aziz, A.	139
Arslan, Y.	256	Aziz, T.Z.	149
Arun, M.	405	Azizova, R.B.	199, 252, 313
Arvaniti, C.	83	Azman, F.	86
Arweiler-Harbeck, D.	328	Azouvi, P.	75
Arya, V.	408	Azulay, J.P.	105, 106, 107, 108, 109, 110, 166, 182, 406
Arzaghi, S.M.	98		
Asalnbeiki, B.	401	B	
Aschermann, Z.	302	Baba-Amer, Y.	69, 136
Ash, E.	83, 377	Babicheva, N.	206
Ashmawi, A.A.	251	Babiloni, C.	123
Asil, T.	86, 89, 119	Babu, S.	101
Askin, S.	89, 246	Bach, A.K.	204
Aslanbeiki, B.	407	Bachmaier, G.	176, 177
Aslanis, V.	115, 208	Backhaus, R.	218, 306
Aslanova, S.N.	88, 415	Badea, A.	316, 385
Aslan Özsohain, S.G.	169	Badea, L.	322
Aslan, T.S.	174	Badruddin, N.	304
Aspeck, E.	148	Bae, D.-W.	116
Asproudis, I.	207	Bae, J.S.	311
Asselbergh, B.	282	Baek, S.-H.	90
Asselineau, J.	239	Baetu, C.	401
Asselin, M.-C.	251	Bagheri, F.	401
Asser, T.	256	Baglio, F.	214
Assunta Rocca, M.	71	Bahadir, A.	405
Atakli, H.D.	251, 281, 387	Bahri, M.	123
Atalar, Ç.	194, 196, 249	Bahtz, R.	128
Atanasova, D.	116, 228	Baik, S.K.	322
Atasoy, H.T.	395, 411	Bain, P.	344
Athanassiadou, A.	148, 175	Baird, A.E.	386
Atmaca, M.M.	135, 226	Bajaj, N.	352
Attal, N.	372	Bajenaru, O.	307, 313, 315, 322, 417, 433
Attique, I.	393	Bajko, Z.	381
Atweh, L.A.	281	Bajpai, V.	200, 313
Atweh, S.F.	281	Bajrami, A.	86, 246
Atzori, M.	239	Bakarış, S.	212
Auberson, Y.P.	201	Baker, G.	251
Auburger, G.	175	Bakim, B.	317, 392, 393
Audzei, V.	416	Bakken, A.	245
Auer, D.	400	Balachandar, V.	405
Auer, M.	281	Balacz, E.	116
Auff, E.	117, 342, 388	Balamuralikrishnan, B.	405
Auge, F.	70	Bălaşa, R.	381
Auger, C.	63	Balayan, A.Y.	197
Auger, F.	107	Balcer, L.	365
Authier, F.J.	69, 136	Balci, B.	220, 223
Auvinen, P.	274	Baldacci, F.	105
Avagliano, C.	427	Baldanzi, S.	242, 243
Avagyan, G.A.	84	Baldeweg, T.	319
Avdey, S.	416	Balducci, C.	117, 135
Averyanova, L.	206	Balicza, P.	92, 244
Avoni, P.	175, 227, 405	Balint, B.	128
Avsar, F.	130	Balla, C.	401
Avvedimento, V.E.	171	Balogh, Z.	425
Awad, E.A.	89, 300	Balood, M.	203
Axtell, R.	176	Baloyannis, S.J.	124, 145
Ay, H.	125	Balteau, E.	352
Ayache, S.	136	Baltgaile, G.	272
Ayata, C.	125, 359	Baltsavias, G.	234
Aydemir, H.	433	Bana, C.	394
Aydemir, T.S.	387	Banaitytė, I.	148
Aydin, M.D.	148	Banazadeh-Dardashti, M.	411
Aydin, N.	148	Banga, R.	184
Aydin Güngör, H.	330	Banica, M.	353
Aydin Özemir, Z.	280	Banneau, G.	439
Ayres-Basto, M.	149	Bannour, S.	302
Aysal, F.	180	Banwell, B.	132
Ayta, S.	298	Bao, H.	127
Aytaç, B.	318	Baptista, M.V.	410
Ayuso Peralta, L.	326		
Azad Armaki, S.	401, 407		
Azdad, A.	300		

INDEX

2014

Baquero, M.	335	Bawakid, A.	322
Bara, I.	246	Bayazit, Z.Z.	437
Baracchi, F.	355	Baydar, C.	216
Baracchini, C.	272, 275	Bayindir, H.	325
Baranowska, A.	192	Baykan, B.	95, 96, 97, 98, 99, 100, 199, 250, 266, 280, 313, 318
Baranzini, S.E.	132	Baykan Baykal, B.	99
Barata Tavares, J.	101, 325	Bayram, T.	316, 329
Barbagli, D.	128	Baysal Kirac, L.	199
Barbato, F.	427	Bazina, A.	244, 246
Barbera-Alacreu, M.	92, 95	Beadon, K.	405
Barboni, P.	355	Beaudonnet, G.	116, 135, 277
Barbov, I.	219	Beaud, V.	347
Barca, E.	218, 438	Beavan, M.	201
Barcella, V.	201, 401	Bebek, N.	280
Barcikowska, M.	81	Beckmann, C.	436
Bardoni, A.	71, 237	Beckmann, Y.	100, 105, 142, 214, 218, 348, 378
Barizzzone, N.	400	Bedford, J.P.	101
Barkay, H.	427	Bednarik, J.	113, 204, 211, 213, 256, 318, 402
Barkhof, F.	61, 131, 132, 239, 353	Bedoin, N.	178
Barlas, M.	394	Bedoui, I.	89, 102, 109, 211, 328, 350, 403, 416
Barloese, M.	73	Begoña Cattoni, M.	325
Baroncini, D.	63	Behrendt, V.	135
Barón, J.	317, 398	Behrje, R.	115, 208
Barón Sánchez, J.	144	Behzadi, S.	203
Barone, C.	421, 427	Beiras, A.	135
Barone, P.	129, 139	Beitzke, M.	275
Bar-Or, A.	203, 204, 428	Beiu, C.	293
Barra, M.	216	Beker, M.C.	86, 126, 347
Barreira, A.C.	280	Bekircan-Kurt, C.E.	116
Barret, O.	201	Bekkelund, S.I.	97, 220
Barrio Fernández, P.	96	Belachew, S.	111, 114, 133, 240, 364
Barroso, F.	277	Belal, S.	89, 395, 416
Barros, P.	230, 383, 416	Belicchi, M.	69, 71, 276
Bartels, E.	88, 272	Bellantonio, P.	176
Barth, J.	69, 241	Bellebaum, C.	301
Bartko, D.	247	Bellescize, J.D.	178
Bartonikova, T.	108	Bellodi, L.	337
Bartos, A.	83, 124	Bellosta Diago, E.	312, 318, 329
Bartosik-Psujek, H.	205, 213	Belskaja, M.I.	234
Bartres-Faz, D.	123	Beltowski, J.	205
Baruch, N.	242	Ben Achour, N.	219, 335
Barun, B.	112	Ben Adji Mamadou, D.W.	252
Baruzzi, A.	66, 175	Ben Algia, L.	442
Bas, D.F.	251	Ben Amor, S.	90, 206, 222, 349, 402, 442
Başak, A.N.	175, 180, 408, 423	Ben Dayan, E.	83
Basak, N.	406, 409	Ben Ghzael, I.	109
Başčarević, V.	309	Ben Hamouda, I.	89, 395, 416
Baschi, R.	174, 349	Ben Hamouda, M.	237
Basic, S.	382	Ben-Hur, T.	180, 184
Basic Kes, V.	234	Ben Mahmoud, A.	148, 236, 392
Basilico, P.	67, 235, 245	Ben Rhouma, H.	392
Basilio, C.	139	Ben Saied, Z.	222
Baslo, B.	195	Ben Sassi, S.	146, 192, 217, 324
Bassa, B.	94, 139, 236	Ben Youssef-Turki, I.	219, 236, 237, 335, 392
Basse, A.M.	311	Benabdeljilil, M.	300
Bassetti, C.	59, 66, 102, 152, 157, 171, 253, 330, 355, 360	Benaïm, C.	276
Bassez, G.	69	Benammou, S.	81, 90, 206, 222, 302, 349, 402, 442
Basta, I.	221, 226, 241	Benamor, M.	131
Basta, M.	124	Benbir, G.	335, 339
Bastianelli, M.	335	Bencsik, K.	320, 354, 407, 439
Bastin, C.	123	Bender, A.	302
Bastos, M.	383	Bendszus, M.	164
Bastos Lima, A.	392, 394	Benedek, G.	319
Bataller, L.	66	Benedek, K.	347
Bates, D.	457	Benedict, R.H.	212
Bath, P.M.W.	125, 185, 362	Benedikz, J.	240
Batista, M.R.	388	Benešová, Y.	402
Batista, S.	111, 410	Benetin, J.	397
Batla, A.	105, 396		
Battaloglu, E.	244, 245		
Bauer, D.	131, 365		
Bauer, G.	339		
Bauer, M.	275, 362		
Bauermann, T.	184, 320		
Baumann, A.	208		

Bengner, M.	252	Bilic, E.	116, 183
Benhalima, M.	442	Bilik, M.Z.	86, 137
Benhlima, M.	349	Bill, O.	256
Beniczky, S.	248	Bilodeau, B.	114
Benito-León, J.	326	Bilo, G.	385
Benli, S.Ü.	413	Bindoff, L.	439
Benli, U.S.	90, 126, 293, 303	Biniwale, A.A.	314
Benninger, D.	256	Birdal, G.	180
Benoist, A.	338, 396	Birday, E.	436
Benrhouma, H.	128, 219, 236, 237, 335, 434	Bir, L.S.	111
Bentes, C.	310	Biron, P.	117
Bentivoglio, A.	129	Bisecco, A.	70, 123
Benuzzi, F.	134	Biskup, S.	282
Benveniste, O.	69	Bisoffi, G.	129
Benziada, N.	417	Bisulli, F.	311
Beraia, M.	345	Biswal, S.	111
Berardelli, A.	174, 175, 182, 273, 426	Bittner, S.	346
Beratis, I.	62, 300, 303, 304, 337	Björk, M.H.	274, 280
Berciano, J.	278	Bjørnerud, A.	64
Bereczki, D.	222	Blanco, F.	125
Berenbaum, F.	69	Blanco, Y.	183
Berenguer-Ruiz, L.	210	Blankenbiller, T.	403
Berens, C.	169	Blasa, G.	223
Berényi, E.	225	Blasi, V.	124
Bereznai, B.	244	Blažina, K.	105, 392
Berg-Hansen, P.	427	Blesa, R.	278
Berger, C.	208	Blin, O.	123
Berger, K.	275, 362	Blinova, N.	142
Berger, O.	387	Blöcker, I.M.	128
Berger, T.	201, 202, 203, 204, 205, 206, 207, 208, 209, 210, 211, 212, 213, 214, 215, 216, 364	Bloem, B.	58, 283
Bergin, P.	279	Bloise, M.C.	426
Bergvall, N.	402	Blomstedt, P.	130
Beridze, M.	306	Blonski, M.	71
Berisavac, I.	241, 306	Blyta, A.	312
Berkovic, S.	312	Boban, M.	300
Berktaş, M.	86	Bocchetta, M.	124
Berle, J.Ø.	274	Bocchia, S.	220
Berlit, P.	321	Bocek, V.	231
Berney, A.	281	Bochenek, A.	346
Bernius, P.	224	Bochynska, A.	219, 339
Berriche, O.	321, 408, 440	Bock, E.	328
Bertolotto, A.	176	Bodamyalizade, P.	195
Bertotti, A.C.	197	Boffa, G.	237
Bertsias, A.	124	Boffano, C.	282
Besalduch, N.	219	Bogdanova, D.	435
Beslac Bumbasirevic, L.	306, 382	Bogdanov, E.	383
Best, C.	184, 343, 344	Bogorodzki, P.	82
Bestuzheva, N.	253, 327, 329	Bogovasova, L.	231, 296
Beton, O.E.	295	Bohár, Z.	349
Bettencourt, A.	62, 131, 280	Bohlega, S.	105, 243, 244
Bevilacqua, F.	242	Bohlsen, D.	87, 425
Beyer, M.K.	64	Böhm, J.	69
Beyrouti, R.	146, 217	Bohotin, V.	142
Bhargava, M.	408	Bolbocean, O.	253
Bhatia, K.	59, 68, 105, 175, 187, 263, 274, 393, 396	Bolca Topal, N.	206
Bianchi, A.	63	Boller, F.	81, 82, 83, 84
Bianchi, M.L.E.	220, 351	Bologna, M.	182
Bianchi-Marzoli, S.	184	Boluk, A.	220, 315
Bianco, M.	172, 194, 248	Bombieri, F.	129
Biba, A.	227	Bonakis, A.	62, 83, 241, 321, 408
Bick, A.S.	184	Bonavita, S.	65
Biçkin, H.	111, 202	Bonavita, V.	176
Bielen, I.	314, 383	Bondar, O.	90, 300, 307
Bien, C.G.	430	Bönnemann, C.	188
Bienkowski, P.	432	Bonnin Koang, H.-Y.	276
Bilgen, N.	251	Bonsi, R.	61, 67, 427
Bilge, S.	403, 430	Bonuccelli, U.	105, 435, 439
Bilgiç, A.	404	Boon, P.A.J.M.	178, 179, 271, 372
Bilgiç, B.	99, 180	Boostani, R.	103
Bilgin, S.	217	Bordet, R.	70, 107, 123
Bilguvar, K.	180	Bordoni, A.	134
		Borellini, L.	411
		Borges, M.	436
		Borindel (Filipov), R.	145
		Boringa, J.	215
		Borisova, N.	231, 296

Caglayan, H.	115, 199	Caride, A.	197
Cai, J.	84, 236	Carla, A.R.	326
Cai, M.	389	Carle, C.F.	142
Caiazzo, G.	319	Carlesi, C.	389, 390
Çakar, A.	217	Carlino, M.E.	338
Çakır, A.	196	Carlucci, G.	234
Cakiroglu, H.	252	Carmichael, D.	178, 319
Calabrese, M.	143	Carmona, C.	311, 381
Calabrese, P.	427	Carneiro, P.	230
Calado, A.	329	Čarnická, Z.	331, 355, 402
Calci, C.	298	Caroli, A.	61
Caldarazzo Ienco, E.	389, 390, 439	Carotenuto, A.	171, 201, 202, 203, 204, 205, 206, 207, 208, 209, 210, 211, 212, 213, 214, 215, 216, 398, 427
Calic, Z.	126	Carpita, A.	390
Calignano, A.	427	Carrabba, G.	392
Calik, M.	95, 255, 312	Carracedo Álvarez, A.	337
Calini, D.	181	Carrasco Garcia de León, S.	91
Caliskan, R.	430	Carrasco, S.	441
Calistru, P.	145	Carrellan Garcia, R.	202
Çalik, M.	85	Carreres-Rodríguez, A.	317
Callea, A.	61, 67	Carriero, A.	149
Calles, C.	210	Carrilho, A.	102, 199
Calli, C.	126	Carrilho Romeiro, A.	93, 411
Calvet, J.-H.	423	Carroll, C.A.	427
Calvi, A.	427	Carter, S.F.	61
Calvo, A.	180, 423	Cartz Piver, L.	83
Çam, İ.	202	Carvalho, A.T.	209
Camacho Velásquez, J.L.	312, 318, 329	Carvalho, C.	131, 280
Campagnolo, D.	427	Carvalho, J.N.	92
Campagnolo, M.	172	Carvalho, M.	140
Campelos, S.	226	Casas-Fernández, L.	118
Campillo, J.	318	Cascavilla, M.L.	184
Campolongo, A.	108, 392	Caso, F.	67, 124, 149
Campos Costa, E.	87, 416	Castellote, J.M.	195
Camps Renom, P.	275	Castellotti, B.	181
Can, G.	432	Castilla-Guerra, L.	87
Can, M.	430	Castilló, J.	63, 238
Can, U.	87, 90, 126	Castillo, R.	309
Canas, N.	108	Castro, J.	172
Canelo, M.	66	Castro Caldas, A.	105, 112, 275
Canesi, M.	129	Castro-Lopes, J.	394
Canessa, N.	301, 353	Catalina, I.	107
Canhão, P.	247	Catani, S.	65
Canna, A.	391	Catindig, J.A.	82, 103, 379
Cannas, A.	66, 129, 391	Cauquil, C.	116, 135, 277
Cannata, A.	339	Cavaco, S.	62, 392, 394
Cano-Nigenda, V.	230, 302	Cavalcante, T.	148
Cantello, R.	97, 136, 149, 215, 400, 411	Cavaletti, G.	172, 270
Canteri, A.L.	306	Cavalla, P.	63
Canu, E.	61, 62, 65, 67, 180, 337	Cavassini, M.	281
Cao, J.	431	Cavedagne, M.	402
Cao, Z.	137, 354	Cavedo, E.	352
Caparros-Lefebvre, D.	70	Cavus, F.	318
Çapela, C.	329	Çavuşoğlu, Ş.	117
Çapo, İ.	299	Cawley, N.	176
Capocchi, G.	355	Cazeneuve, C.	439
Caporro, M.	113	Cazzaniga, M.	172
Cappa, S.	62, 301, 352, 353, 421	Ceafalan, L.C.	217
Cappelen-Smith, C.	126	Cecchi, P.	242
Cappellari, A.	276	Cecconi, P.	214
Cappellari, S.	175	Cecener, G.	106
Cappiello, L.	436	Çelebi, A.	89, 246
Capra, R.	62	Celebi, U.	313, 411
Capuano, A.	339	Çelebisoy, M.	323, 328, 408
Caput, N.	81	Çelebisoy, N.	74, 126, 183, 308, 343, 344
Caputo, D.	214	Çelik, H.	85
Caranci, F.	139	Celik, S.	328
Carbone, R.	245	Celiker, S.	249
Carceller, M.	108, 392	Celikkol, C.	303
Cardiet, I.	238	Celius, E.G.	64, 427
Cardinali, L.	279	Centeno, M.	319, 353
Cardoso, M.	172, 423	Cerami, C.	123, 301, 352, 353, 421
Carecchio, M.	149, 411	Ceravolo, R.	105, 129, 435
Carelli, V.	355, 405		

INDEX

2014

Cerdan, M.	105	Chiti, A.	439
Cereda, C.	66	Chitnis, T.	132
Cerillo, I.	427	Cho, J.Y.	111, 218
Cerino, A.	97, 411	Cho, K.H.	90, 234, 295, 417
Cermáková, P.	67	Cho, Y.-J.	234
Cerman, J.	62, 301	Cho, Y.W.	231
Cernat, R.-C.	104	Chodakowska-Zebrowska, M.	81
Cerqueira, J.	209	Chofflon, M.	208
Cerritelli, F.	279	Choi, E.-K.	84, 236
Ceruzzi, R.	412	Choi, H.	193
Cervasio, M.	139	Choi, H.C.	303, 311
Cerveira, P.	81, 422	Choi, J.-H.	343
Cervelló, A.	210	Choi, J.-Y.	343
Cetin, H.	117	Choi, K.	199
Çetiz, A.	90, 228, 230	Choi, K.-D.	343
Cevik, B.	406, 409	Choi, K.-H.	234
Cevik, N.	220	Choi, M.H.	321
Ceviz, I.	250	Choi, N.-C.	93
Cha, J.-K.	346	Choi, S.	304
Chabik, G.	106, 175	Choi, S.-H.	216, 424
Chabwine, J.N.	193	Choi, S.-M.	234, 389
Chadenat, M.L.	381	Choi, S.Y.	343
Chahidi, A.	303, 395	Chondrogiani, M.	241
Chahwan, M.	219	Chondrogianni, M.	408
Chai, H.L.	180	Choo, I.	235
Chakraborty, D.	281	Choo, I.H.	61
Chakravartty, R.	322	Chooi, W.-T.	304
Chakravarty, M.M.	239	Choudhry, A.	128, 129
Chaloulos-Iakovidis, P.	216	Chouliaras, C.	139
Chamadoira, C.	149	Choung, P.W.	118
Chamova, T.	282	Chraa, M.	303, 395
Chan, D.	310	Chretien, P.	116
Chan, A.	132, 399, 428	Christiansen, I.	428
Chan, C.	94, 139, 236	Chroust, V.	212
Chancellor, A.M.	279	Chu, K.	316, 431
Chang, C.-H.	306, 347	Chuadthong, J.	90
Chang, D.-I.	126	Chung, K.	234
Chang, H.	392	Chung, Y.-A.	422, 425
Chang, R.-E.	306, 347	Churilova, I.	315
Chapon, F.	341	Chyzyk, V.	100
Charfeddine, B.	81, 302, 377	Ciammola, A.	415
Charlesworth, G.	128	Cianfrani, M.	222
Charnuhka, T.	105	Ciano, C.	406
Charvat, F.	247	Ciccarelli, O.	131, 176
Chassin, O.	110	Cicero, C.E.	391
Chateauraynaud, J.	239	Cichalewska, M.	212
Chatti, I.	90, 206, 222, 349, 402, 442	Ciftci Kavaklioglu, B.	249, 281
Chatzigeorgiou, S.	139	Ciftci, S.	126, 217
Chaudhary, U.J.	178	Çiftçi, Y.	348
Chaudhuri, A.	104	Çinar, S.M.	90, 117, 149, 220
Chaves, J.	280	Cincotta, M.	105
Chawda, S.	104, 144	Cintas, P.	137
Chedrawi, A.	105	Cinza-González, A.	171, 335
Chen, J.-C.	68	Cioffi, S.	245, 421, 427
Chen, Y.	323	Cioffi, S.M.	61, 67
Chen, Y.S.	421	Ciranni, A.	438
Chêne, G.	239	Cirillo, M.	319, 354
Chepkoech, J.-L.	64	Cirino, R.	306
Cheren'ko, T.	383	Cisse, A.F.	102
Cherif, Y.	231, 321, 408, 416, 440	Ciubotarescu, R.C.	118
Chernenko, I.	300, 307	Ciumas, C.	178
Chernikova, L.	194, 248	Ciurea, R.B.	295
Chervyakov, A.	194, 248	Çizmić, M.	193
Chiapparini, L.	282, 406	Çinar, S.M.	430
Chico, L.	390	Clanet, M.	111
Chieffo, R.	172, 248, 276	Clark, C.	319
Chikadze, A.	330, 335	Clarke, S.	347
Childs, K.	223	Claußen, J.	60
Chin, B.S.	309	Clausen, K.O.	236
Chintakanan, O.	279	Cleland, J.	279
Chiò, A.	180, 423	Clement, J.P.	83
Chiperi, R.	106, 109, 395	Clerici, F.	421
Chiriac, M.	133	Clerico, M.	63
Chiru, A.	417	Coban, A.	213, 318, 436, 439
		Coban, E.	281
		Cobzaru, A.M.	118, 313

Cock, H.	48, 274, 280, 312, 372	Correia, P.	86, 92
Coclitu, C.	433	Correia, P.W.M.	408
Coclitu, C.I.	313	Cortese, F.	392
Codrici, E.	217	Cortés, J.	337
Coelho, A.	184	Cortes, M.	394
Coelho, H.	416	Cortés Vicente, E.	275
Coelho, M.	81, 88, 105, 106	Cortinovis, D.	172
Coelho, T.	172, 277, 423, 424	Corti, P.	245
Cofield, S.S.	427	Corti, S.	134, 235, 423, 424
Cogez, J.	327	Corvino, V.	142
Cogiamanian, F.	392	Corvol, J.-C.	107
Cohen, J.	436	Coskun, A.	329
Cohen, M.	239	Coşkun, Ö.	318
Coimbra, J.	417	Cosottini, M.	242
Cojocar, I.M.	246	Cossu, G.	129
Cojocar, M.	246	Costa, A.	276, 281, 440
Çokar, A.Ö.	220	Costa, P.P.	131, 280
Çokar, Ö.	335, 339	Costa, R.	147
Colby-Milley, J.	66	Costa, T.	416
Colleoni, F.	276	Costa, V.	123
Colombo, B.	70, 173, 238, 239, 352, 399	Costa-Arpin, E.	118
Colombo, I.	134	Costache, O.	246, 381
Colombrita, C.	181	Costea, R.	346
Comabella Lopez, M.	403	Coudray, S.	406
Comabella, M.	63, 132, 176, 238	Couratier, P.	83
Comanescu, M.	145	Cousins, S.	317
Comella, J.X.	238	Coustans, M.	365
Comerci, M.	176	Coutinho, E.	274
Cömert, M.	308	Coutinho, P.	324
Comi, C.	136, 149	Cova, I.	129
Comi, G.	61, 65, 67, 70, 71, 124, 131, 134, 149, 172, 173, 180, 184, 194, 201, 235, 237, 238, 239, 243, 248, 254, 262, 274, 276, 337, 343, 352, 353, 364, 365, 399, 401, 413, 423, 424, 428, 452	Covickovic Sternic, N.	350, 382
Comoglu, S.S.	107, 130	Coyle, H.	310
Comola, M.	248, 276	Cozzi, A.	130
Compston, A.	171, 454	Craciun, L.	313
Compta, Y.	66	Craemer, E.M.	94, 139, 236
Conceicao, I.	172, 277, 423	Craven, A.	58
Conforti, R.	142, 354	Cremer, M.	400
Congia, S.	340	Crespi, C.	301, 353, 421
Congiu, P.	66, 196	Criscuolo, C.	245
Consolo, F.	143, 336	Cristiano, C.	427
Constantinescu, C.S.	254, 400	Crnosija, L.	137
Conte, A.	175, 182	Croft, L.	319
Conte, F.	142	Croissier-Elias, C.	210
Contrafatto, D.	391, 434	Cronberg, T.	347
Contreras, A.	66	Croot, K.	377
Coolen, T.	352	Cross, H.	319
Copaciu, E.	307	Crutch, S.	61, 67
Copetti, M.	180, 201, 354, 423	Cruto, C.	183, 437
Coppi, E.	172, 248, 276, 343	Cruz, S.	318
Coppola, A.	310	Csepany, T.	399
Coppola, G.	142	Csete, G.	319, 320, 354
Corbo, D.	319	Csiba, L.	225, 272, 352, 353, 354, 399
Corbo, M.	353	Csokay, A.	236
Corcoran, B.	322	Cuadrado, M.	317, 350
Cordano, C.	129	Cuciuireanu, D.I.	101
Cordato, D.	126	Cuciuireanu, T.	101
Cordeiro, G.	125	Cui, J.	70
Cordiglieri, C.	427	Cui, Y.	429
Cordonnier, C.	70	Culea, V.	87, 175, 275
Cornelio, F.	355	Çulha Oktar, A.	383, 387, 433
Cornelissen, C.	400	Cunha, C.	81
Cornelisse, P.	434	Cunha, J.	342
Corrà, B.	385	Cunha, L.	125
Corrales, M.J.	215	Cunha, M.J.	81, 422
Correia, A.S.	108	Cuny, M.-L.	300
Correia, C.	183	Cupler, E.	243
Correia, F.	437	Cupler, E.J.	217
Correia Guedes, L.	105, 106, 342	Cutfield, N.	184, 279
Correia, I.	111	Cvejic, M.	382
Correia, M.	383	Cvitanovic-Sojat, L.	335
		Cwiklinska, H.	212
		Czaplinski, A.	208
		Czepiel, W.	230
		Czernichowska-Kotiuszko, M.	213
		Członkowska, A.	72, 106, 175, 192, 275

INDEX

2014

D

Da Silva, F.A.	408	De Mirochedji, K.	362
Dackovic, J.	222	De Paolis, F.	356
D'Adda, E.	134	De Pasqua, V.	174, 349
Dağ, M.E.	90	De Prezzo, S.	276
Dahmen, N.	330	De Reuck, J.	70, 152
Dai, A.	330	De Riz, M.	427
Dai, Z.	320, 323	De Silva, R.	144
Đajić, V.	296	De Stefano, M.	65, 354
Dakaj, N.	312	De Stefano, N.	63, 239
Dal Mas, A.	424	De Visser, M.	52, 168, 171
Dalakas, M.C.	227, 440	De Vriendt, E.	282
D'Alessandro, G.	279	De Winter, V.	282
D'Alfonso, S.	400	Deanovic, D.	234
Dalla Costa, G.	131, 238	Debarle, C.	87
Dalla Libera, D.	172, 248, 276	Debilly, B.	356, 396
Dall'Occchio, C.	175	Debouverie, M.	239
Dalmau, J.	66, 183, 278	Deburghgraeve, V.	238, 365
Daltveit, A.K.	274, 280	Decoo, D.	215
Dama, D.	230	Deecke, L.	381, 382, 383, 384, 385, 386, 387, 388
Damak, M.	110, 314	Defazio, G.	129, 175
Damangir, S.	64	Defebvre, L.	70, 107, 182
Damásio, J.	145, 317	Degos, B.	182
D'Amelio, M.	143, 336	Dehmel, T.	177, 403, 413
Damiano, S.	171	Dei Cas, P.	302
Dammak, M.	93, 110, 119	Deisenhammer, F.	176, 281
Damyranov, P.	85, 138	Dejanović, I.	194
Danassi, E.	377	Dekopov, A.	182
Danek, A.	377	Del Basso-De Caro, M.L.	139
Daneshmand, A.	125	Del Bene, A.	246
Danesino, C.	243	Del Carro, U.	173, 194
Daniel, L.	83	Del Gaudio, L.	310
Danihel, L.	247	Del Real, M.A.	215
Daoudi, S.	402	Del-Rio-Vellosillo, M.	92, 95
Dardarre, E.	113	Delaigue, C.	396
Darios, F.	407	Delattre, J.-Y.	117
Darpo, B.	115	Delbari, A.	106, 396
Dartigues, J.-F.	62	Delgado, H.	108
Das, L.	107	Delgado de Paz, A.	317
Dash, A.	200, 313, 314	Delgado-Mederos, R.	275
Dastidar, P.	320, 430	Deli, G.	302
Datieva, V.	106	Delic Brkljacic, D.	234
Daukšytė, E.	353	Deligianni, C.	112, 143
Dauvilliers, Y.	66, 165, 356	Delil, M.S.	312
Davaki, P.	134	Đelilović, J.	102
Davidescu, I.E.	210, 295	Della Rosa, P.A.	123, 352
Davis, S.	360	Delopoulos, A.	382
Davoudi, V.	412	Demeestere, J.	403
Dax, H.	218	Deme, S.M.	321, 327, 345
Dayan, C.	387	Demir, A.	228
De Andrés, C.	210	Demir, M.	295
De Anna, F.	123	Demirbilek, V.	335, 339
De Antonio, M.	69	Demircan, S.	96
De Beer, M.H.	236	Demirci, S.	328
De Carvalho Bittencourt, M.	71	Demirdogen, E.	106
De Charry, C.	113	Demirkaya, S.	88, 90, 228, 230
De Chazeron, I.	182	Demiryurek, E.	433
De Cillis, I.	351	Demudubabu, B.	200, 313
De Diego-Sastre, J.	344	Demuru, M.	356
De Fays, C.	214	Deng, H.	431
De Feo, D.	410, 411, 412, 413, 414	Dengler, R.	431
De Filippis, A.	171	Denier, C.	110, 135, 277
De Freitas, M.R.	408	Denizoglu, I.I.	393
De Jong, B.	240	Depienne, C.	439
De Jong, R.	247	Dequatre-Ponchelle, N.	275
De la Cruz, C.	95, 143, 174, 317	Deramer-court, V.	70
De la Cruz Rodríguez, C.	144, 350	Derbali, H.	89, 102, 109, 211, 317, 328, 350, 403, 416
De Lera, M.	317	Deretzi, G.	435
De Lucia, M.	347	Derevyanko, K.	98
De Luis-García, R.	174	Derfuss, T.	403
De Meo, E.	71	Dericoglu, N.	251
De Mercanti, S.F.	63	Derkksen, A.	116
De Micco, R.	319, 354	Derle, E.	87, 90, 126, 214, 293, 303, 318
De Michele, G.	245	Derlon, J.-M.	341

Derost, P.	356	Dobi, D.	88
Dervenoulas, G.I.	83, 241, 408	Dobricic, V.	219, 393
Dervent, A.	335, 339	Docl, H.	304
Desco, M.	107	Dodich, A.	123, 301, 353
Desfontaines, P.	214	Doepfner, T.R.	127, 362
Destée, A.	107	Doğan, A.B.	218
Deuschl, G.	263, 434, 435	Doğan Ak, P.	251, 415
Deutschmann, H.A.	87	Dogan Önügören, M.	430
Deveci, Ş.	89, 246	Dolenc Grošelj, L.	331
Devedjian, J.-C.	107	Dolfus, C.	341
Devos, D.	70, 107, 182	Domac, F.	328
Deykin, A.	365, 429	Domashenko, M.	91, 192, 247
Deymeer, F.	135, 180, 217, 244, 245, 408	Domingos, J.	108, 227
Deymeer, Feza	361	Dominguez, E.	143
Dharwadkar, .N.	405	Dominguez, J.	124
Di Clemente, L.	142	Dominguez Bertalo, J.	91
Di Giacomo, D.	81	Domínguez Rubio, R.	356
Di Giacomo, R.	129	Donadio, V.	66, 175, 194, 227, 355, 405
Di Lorenzo, C.	142	Donaghy, M.J.	270
Di Maggio, G.	131, 172, 173, 194, 238, 248, 276, 343	Donà, L.	275
Di Muzio, A.	243	Donegà, M.	171
Di Pietro, D.	117, 135	Donelli, C.	61
Di Stefano, F.	129	D'Onghia, M.	63
Diaconu, N.	87	Dong-Si, T.	133
Diaconu, S.	106, 109	Dönmez, A.	183, 308
Dias, R.	325	D'Onofrio, H.M.	197
Dias, S.	329	Doody, R.	455
Dias Correia, F.	325	Dooley, R.	416, 441
Diaz, L.J.	253	Doosti, R.	239
Díaz de Terán, J.	195, 344	Đorđević, M.	107
Díaz-Lorente, M.	400	Doretti, A.	385, 415
Díaz-Manera, J.	278	Dorey, J.	425
Díaz-Manera, Jordi	52	Doridam, J.	338, 396
Díaz Otero, F.	356	Dormont, D.	87
Dibilio, V.	391, 434	Dornák, T.	247
Didic, M.	123	Dorobač, B.	315
Diehl, B.	178	Dörtcan, N.	335, 339
Diehl-Schmidt, J.	393	Döşoğlu, N.	180
Diener, H.-C.	174, 185, 328	Dotti, M.T.	355
Dieterich, M.	74, 184, 320, 343, 344	Douzenis, A.	380
Dietrich, W.	247	Dovbonos, T.A.	145
Dietz, V.	160, 276, 363	Dowzenko, A.	230
Diez de Baldeón, F.	115	Dragancea, I.	347
Diiorio, G.	243	Draganski, B.	70
Dijkman, A.C.	103	Dragasevic, N.	110, 393
Diker, S.	112	Dragic, S.	296
Dikici, S.	405	Drago, N.	216
Diler, Y.	228	Drakos, I.	209
Dilly, D.	341	Drapier, S.	182
Dimakopoulou, E.	61	Drechsler, C.	235
Dimauro, S.	438	Dreisinger, M.	226
Dimic, M.D.	200	Dridi, H.	81, 302, 377
Dimic, N.A.	200	Drissi, C.	237
Dimitra, V.	418	Drouet, A.	113
Dimitrova, M.I.	257	Drulovic, J.	222
Dimitrov, N.	322	Drulović, J.	436
Dinç, E.D.	90	Druzhinin, D.	385
Dinçer, S.	95	Drygas, W.	81
Dinç Polat, E.D.	220, 403, 430	Drzegza, A.	61
Diniz, B.F.	408	Du Pasquier, R.	102, 281, 411
Diniz, G.	218	Duarte, J.M.	197
Diop, A.G.	97, 102, 280	Duarte, M.F.	381
Divakar, T.G.	411	Dubinina, E.	315
Divatia, R.	314	Dubois, B.	286, 374, 403
Dizdarević, A.	102	Dubuisson, N.	118
Dizon, M.M.	124	Ducksbury, R.	124
Djaković, V.	246	Ducros, A.	359, 368
Djelilovic Vranic, J.	88, 403	Duda, P.	133
Djigo, D.	239	Dudova, P.	108
Djordjevic, G.	195, 220, 382	Due-Tønnessen, P.	64
Djozić, E.	403	Duhamel, A.	107
Djuric, V.	195	Dujardin, K.	107, 182
Dlouhá, O.	331	Dujmović Bašuroski, I.	222, 436
Dobbels, L.	126	Dujsikova, H.	204
		Dulac, O.	188

INDEX

2014

Dulamea, A.	324, 386	El-Mazny, A.N.	400
Duman, A.	404	El-Tamawy, M.	86, 87, 88, 89, 90, 91
Dumitrescu, G.	101	Elci, M.A.	396
Dumitrescu, L.	417	Elevaara, I.	430, 431
Dumitru, I.M.	104	Elevli, M.	298
Dumoitier, N.	83	Elfring, G.L.	69, 241
Dumont, M.	407	Elias, W.-G.	204
Duncan, J.	70, 178, 251, 353	Elibol, B.	361
Dunkel, J.	247	Elisabeth, C.	418
Duno, M.	253	Elkins, J.	133, 238
Dupont, P.	403	Ellrichmann, G.	399
Durak, I.	318	Elmahdi, A.E.Z.E.	307
Durak, Z.E.	318	Elmali, A.D.	214
Durand, E.	396	Elneil, S.	274
Durani, D.	94	Elovaara, I.	133, 320, 364, 430
Đuranovic, D.	296	Elshebaw, H.M.	88
Durelli, L.	63	Embid, C.	66
Durieux, N.	70	Emelin, A.	378, 379, 421
Durif, F.	182, 356, 396	Emir, C.B.	246
Durmuş, H.	135, 180, 217, 226, 244, 245	Emmanouilidou, E.	148
Duro, D.	81, 123, 422	Emmanuel, A.	438
Durr, A.	438, 439	Emre, M.	67, 261, 455
Dursun, E.	111	Emri, M.	225
Duruyen, H.	89	Enaba, D.	310
Dussaule, C.	110	Ene, A.	307, 417
Dussol, B.	423	Engelsen, B.A.	280
Dutkiewicz, J.	68	Enk, K.	139
Duyker, G.	124	Enyedi, M.	145
Dwyer, M.G.	427	Enzinger, C.	176, 177, 215, 239, 275, 319, 320, 321, 322, 323, 353, 425, 436
Dzięzyk, K.	106, 175	Eom, Y.I.	321
Dzordzevic, M.	381	Epitashvili, N.	178
E		Eraksoy, M.	128, 129, 130, 213, 312, 394, 398, 436, 451, 454
Eboli, S.	65	Eraslan, C.	126
Ebrahimi, H.	91	Erb, M.	171
Echeverría-Vargas, J.	302	Erbas, O.	128, 434
Eckeli, A.	349, 350	Erbel, R.	275, 362
Economou, A.	62, 300, 303, 304, 337, 380	Erbguth, F.	247
Economou, M.	97	Ercegovac, M.	306
Edan, G.	132, 238, 239, 240, 284, 365	Erdal, A.	395, 411
Edenhofer, F.	171	Erdemoglu, A.K.	174
Ediberidze, T.	330	Erdem-Özdamar, S.	116
Edwards, M.	68, 175, 274, 283	Erdener, S.E.	112
Eek, A.K.	236	Erdogan, E.T.	250
Eerola-Rautio, J.	274	Erdoğan, N.	316, 329
Efendi, H.	91, 111, 202, 404	Erdogan Ari, D.	412
Efimova, E.	335	Eremin, E.V.	395
Efthymiou, A.	61	Erer Ozbek, S.	106
Egeli, U.	106	Ergashev, U.S.	109
Egorova, D.	315	Ergenoğlu, T.	330
Eiberg, H.	253	Ergün, U.	96, 202
Eikermann-Haerter, K.	125	Ergun, Ufuk	50
Ekaterina, G.	106	Eriguchi, M.	308, 415
Eker, A.	293	Eriksdotter, M.	67, 422
Ekizoglu, E.	318	Eriksson, H.	422
Ekizoglu Turgut, E.	199	Eroglu, E.	90
Ekmekci, O.	217	Eroz, R.	405
Ekusheva, E.V.	194	Erratico, S.	71
El Alaoui Faris, M.	300, 374, 377, 378, 379, 380	Erro, R.	105, 139, 396, 435
El Argoub, I.	300	Ertas, M.	99, 180
El Awwady, M.E.	331	Ertasoglu Toydemir, H.	339
El Ayoubi, N.K.	328	Ertekin, C.	105
El-Baz, H.	310	Ertugrul İnan, L.	361
El-Fayomy, N.	400	Eryaşar, G.	105
El Gabarti, S.	421	Eryigit, G.	89
El-Ghanem, M.	140	Esagunde, R.U.	146
El Ghardallou, M.	222	Escartín, A.	210, 436
El-Hachimi, K.H.	407	Escudero Uribe, S.	202, 222
El Haimer, A.	300	Eser, H.	426
El Khashab, H.Y.	410	Eshaghi, A.	212
El-Koussy, M.	345	Eshtiaqian, Z.	401
		Esiri, M.M.	183
		Esmailzadeh, M.	431

Espada, E.	415	Fazliakhmetova, A.	383
Espinosa, A.	301	Fedderson, B.	200
Esposito, F.	142, 248, 319, 354	Federico, A.	236, 237
Esteves, G.	417	Fedi, F.	234
Estévez Santé, S.	326	Fedorova, N.	182
Etemadifar, M.	428	Fedotova, T.	183
Eubanks, J.	425	Fedulau, A.	100, 304
Eusebio, A.	182	Feenstra, B.	253
Evangelopoulos, M.-E.	112	Fei, Z.	431
Evdokimidis, I.	327	Fejes-Szabó, A.	349, 407, 439
Evstafyeva, H.	138	Fekete, I.	415
Evstigneev, V.	196, 315	Feki, I.	110
Ezvikov, G.	326	Feldmann, M.	251
Exadaktylos, A.	253	Feldman, R.G.	425
Eyding, J.	413	Felgueiras, H.	221, 227, 230, 383, 416
Eyigürbüz, T.	194, 196, 249	Feng, J.	431
Eysink Smeets, M.	91	Fenoglio, C.	61, 67, 245, 421, 427
Eyuboglu, I.	314	Ferbert, A.	247
F		Fereidan-Esfahani, M.	428
Fabbrini, G.	129, 426	Ferenc, M.	93
Fabbri, S.	242	Fereshtehnejad, S.-M.	67, 106, 396, 422
Fábián, E.	439	Ferguson, V.	184
Fadda, F.	356	Ferhatović, A.	102
Fahmy, E.	110	Feria-Anzaldo, E.	230
Fahmy, I.M.	88	Fernandes, A.M.	93
Faiola, J.	425	Fernandes, C.	96, 103, 298, 314, 440
Faissner, S.	132	Fernández, Ó.	63, 115, 186, 398
Falahati, F.	422	Fernandez, P.	107
Falcão, A.	147, 434	Fernandez Bolaños, R.	87
Falco, F.	139	Fernández Bullido, Y.	356
Falcou, L.	87	Fernandez de Bobadilla, R.	108, 337, 392
Falini, A.	61, 65, 67, 70, 123, 124, 149, 180, 184, 239, 254, 274, 276, 301, 337, 352, 353, 423, 424	Fernández de las Peñas, C.	317
Fallanca, F.	352	Fernández-Dominguez, J.	344
Falland, R.	224	Fernandez-Fournier, M.	202, 412
Falletta Caravasso, C.	65	Fernández-López, J.F.	440
Falletta, L.	97	Fernández Menéndez, S.	96, 440
Falup-Pecurariu, C.	106, 109, 391, 392, 393, 394, 395, 396, 397	Fernández-Moreno, M.D.C.	87
Fan, W.	127	Fernández-Prieto, M.	337
Fanelli, M.-J.	427	Fernández-Rueda, P.	230
Fangazio, S.	149	Ferrara, R.	339
Fang, X.	431	Ferrari, C.	61
Fantini, M.L.	196, 356	Ferrari, D.	341
Faragó, P.	319, 320, 354	Ferrari, J.	275
Farahmand, B.	422	Ferrari, L.	172, 173, 194, 248, 276, 343
Faravelli, I.	423	Ferrari, S.	355
Farghaly, M.	421	Ferraro, P.M.	180, 337
Farhadi, F.	106	Ferreira, A.	342, 389
Farhat, E.	146, 148, 217, 299, 324, 425	Ferreira, C.	385, 387
Faria de Abreu, L.P.	247	Ferreira, F.	139
Farina, F.M.	275	Ferreira, H.	172
Farina, L.	134	Ferreira, J.	105, 106, 112, 158, 342, 393
Farinha, F.	411	Ferreira, M.G.	325
Farlow, M.	83, 84	Ferreira, N.	96, 103, 314, 417, 440
Farmonova, D.	91	Ferreira, P.	221
Farotti, L.	123	Ferri, R.	356
Farzadfard, M.	143	Ferris, S.	84
Fasano, A.	129, 175	Ferro, J.	170, 275
Fataki, M.	142	Ferró, M.T.	63
Fatehi, F.	98	Fiatal, S.	407
Fatti, L.	389, 415	Fichera, M.	172, 248
Fattore, C.	351	Fidalgo, A.	139
Faulcon, C.	117	Fiedorowicz, M.	82
Faure, G.	71	Figuera, M.R.	381
Favilla, M.E.	234	Figorilli, M.	66, 356
Fayyazi, S.	436	Figueira Verdelho, A.I.	123, 124, 373
Fazan, V.P.S.	118	Filina, N.	433
Fazekas, F.	72, 148, 176, 177, 239, 275, 353, 362, 363, 436	Filip, D.	346
		Filipa Geraldo, A.	101
		Filipe, J.P.	149
		Filippi, M.	57, 61, 62, 65, 67, 68, 70, 71, 123, 124, 128, 131, 149, 180, 184, 201, 237, 238, 239, 254, 274, 276, 337, 352, 353, 354, 423, 424, 428

INDEX

2014

Filippini, N.	436	Frih Ayed, M.	416
Filla, A.	245	Frings, M.	328
Filosto, M.	243	Fris, Y.	308
Findling, O.	111, 112, 113, 114, 115	Frisoni, G.B.	61, 123, 124, 352, 389
Finelli, P.	389	Froissard, R.	423
Fink, K.	101, 222, 223, 224, 225	Frolov, A.V.	85
Finocchiaro, C.Y.	341	Fromm, A.	346
Finos, L.	142	Frosini, D.	129
Finsterer, J.	241, 242, 287	Fruehwald, U.	339
Fioreni, D.	81	Fuchs, A.	400
Fiorio, M.	175	Fuchs, S.	176, 177, 436
Firdaus, W.	107	Fujihara, K.	274
Firouznia, K.	203	Fujii, D.	222
Fischer, T.Z.	115, 133	Fujimura, H.	223, 417
Fischer, U.	66, 253, 345	Fujita, S.	424
Fisher, E.	111, 131, 206	Fujita, Y.	424
Firat, Y.E.	396	Fuller, G.	415, 416, 417, 418
Fjell, A.M.	64	Fülöp, F.	349
Fladby, T.	67	Fulton, J.	280
Flamand-Roze, C.	110	Fumagalli, S.	254, 276
Fleetwood, T.	149	Furlan, R.	131, 238
Fleming Outeiro, T.	55	Furrer, H.	102
Flisar, D.	107	Furtado, A.	230
Florczak-Rzepka, M.	127	Furukawa, Y.	237
Flores, A.E.	381	Füvesi, J.	407, 439
Florio, C.	176		
Floroskoufi, P.	439	G	
Fogang, Y.	97, 102, 280	Gabbanini, S.	335
Fogli, A.	389	Gabbi, P.	381
Fokina, N.	95	Gabelic, T.	112, 249
Fokin, V.	421	Gabrielyan, I.	84, 192
Fominykh, V.	216	Gachechiladze, D.	345
Fonda, J.R.	223	Gaebler, J.A.	240
Fonseca, C.	381, 382, 383, 384, 385, 386, 387, 388	Gaertner, J.	132
Fonseca, V.R.	394, 415	Gafarova, M.	192, 247
Fontanesi, L.B.	118	Gaig, C.	66
Fontanini, G.	243	Gaini, S.M.	276
Fontao, L.	342, 389	Gaižauskienė, B.	148, 319, 353
Forloni, G.	123	Gál, A.	237, 244, 425
Formella, A.	194, 197	Galamb, A.M.	118
Formisano, R.	65	Galán, I.	63
Forrestal, F.	133	Galán Sánchez-Secco, V.	326
Forsberg, H.	322	Galantucci, S.	61, 65, 67, 68, 128, 354, 423
Foti, D.	405	Galassi, G.	134
Fowler, C.J.	249	Galbiati, S.	71, 237
Fox, E.J.	216	Gale, J.	114
Fox, N.C.	67	Galego, O.	86
Fox, R.J.	63, 112, 113, 114, 132, 202, 204, 208, 211, 215, 398, 427, 428, 437	Galimán, A.	253
Fox, Z.	438	Galimberti, D.	61, 67, 245, 421, 427
Frackowiak, R.S.J.	70, 171	Gallagher, L.	129
Fradi, A.	96	Gallardo, E.	278
Fragkiadaki, S.	303, 304	Gallenmüller, C.	244, 282
Fraix, V.	182	Gallerini, S.	129
Franceschini, C.	355	Gallia, F.	117, 135
Francesconi, P.	105	Gallivanone, F.	352
Francia, A.M.	176	Gallo, A.	65, 239, 353
Francis, G.	63	Galluzzi, S.	61, 123, 124, 352
Franco, A.C.	88, 342	Galvez-Jimenez, N.	221
Franques, J.	423	Gamaleya, A.	182
Fraschini, M.	196, 356	Gambina, G.	124
Frattini, E.	424	Gamboa Mutuberría, F.J.	326
Frauscher, B.	68	Gan, S.H.	282
Fredrikson, S.	131, 132, 133	Ganos, C.	105, 396
Freedman, M.	132, 457	Gantelius, S.	322
Freire-Gonçalves, A.	410	Garavaglia, B.	130
Freisinger, P.	282	García, M.T.	309, 377
Freitas, M.R.	134	García, N.	219
Freitas, S.	422	García-Albea Ristol, E.	326
Friberg, H.	347	García Arguedas, C.	312
Friedemann, P.	242	García Matres, M.J.	202
Friedrich, L.	314	García-Medina, J.J.	92, 95
Friedric, L.	383	García Merino, J.A.	210
Frigerio, F.	427	García-Murias, M.	337
		García-Ptacek, S.	350

Garcia-Ramos Garcia, R.	379	Gialafos, E.	112
García Sánchez, C.	275, 337	Giannini, N.	439
García Santiago, R.	96, 440	Giannoccaro, M.P.	66, 175, 194, 355, 405
García-Sobrino, T.	118, 135	Giannone, A.	142
García Soldevilla, M.Á.	326	Giannopoulos, G.	418
Garçon, G.	107	Giannotta, C.	135
Gardella, E.	248	Gianolli, L.	352
Gargi, T.	117	Gianvito, M.	413
Gargouri-Berrechid, A.	109, 249	Giata, A.	97
Gargouri, M.A.	119	Giebel, B.	362
Garibotto, V.	352	Giedraitiene, N.	207
Garraux, G.	352	Giese, A.	147
Gaşeckı, D.	235, 295	Giese, T.	364
Gasperini, C.	238	Giess, R.	412
Gatti, R.	65, 254, 276	Gigineishvili, D.	253
Gattringer, T.	275	Gigineishvili, T.	253
Gatzonis, S.	313	Gil, Á.	324
Gavanozi, E.	418	Gil Gouveia, R.	349
Gaviani, P.	342	Gil-Kulik, P.	339
Gavriliuc, M.	293	Gil-Nagel, A.	289
Gavrilovic, A.	214	Giladi, N.	377
Gawehn, J.	343	Gilev, D.V.	143, 351
Gaymard, B.	367	Gilgen, M.	345
Gazdzinski, S.	82	Gilhus, N.E.	183, 274, 280, 372
Gazioglu, S.	222, 314, 432	GilmanKuric, T.	396
Gazova, I.	62, 301	Gilmore, E.	355
Gedikbaşı, A.	246	Ginestroni, A.	246
Gejl, M.	141	Ginsberg, L.	324
Gekas, G.	140, 398	Gioi, G.	66, 196
Gelal, F.	378	Giometto, B.	66
Gelal, M.F.	323, 328, 408	Giordano, A.	319, 354
Gelener, P.	202	Giordano, G.	143
Geletyuk, Y.	383	Giordano, R.	69, 71, 276
Gellera, C.	181	Giorgadze, G.	208
Gelpi, E.	66	Giovannelli, F.	105
Gemma, M.	65	Giovannoni, G.	63, 112, 113, 114, 133, 176, 202, 203, 204, 262, 457
Genç, A.	224		215, 441
Geng, A.	278	Giraldo, N.	91
Gennaro, E.	311	Giraldo Restrepo, N.	86
Genov, K.R.	257	Giray, S.	218
George, J.	274	Girbino, G.	275
Georgiou, V.	337	Gironell, A.	415
Georgsson, H.	140	Girotti, F.	175
Gerakoulis, S.	112	Gispert, S.	342
Geraldes, R.	88, 101, 112, 247	Gisslinger, H.	391
Geraldes, T.	298, 417	Giuliano, L.	171
Geralds, R.	415	Giuliano, P.	435
Gerasimidou, P.	429	Giuntini, M.	417
Gerdelat, A.	137	Giurea-Neacşu, M.G.	421
Gerevini, S.	424	Giusti, M.C.	171
Geroïn, C.	129	Giusto, E.	422
Geroldingen, A.	342	Giverhaug, T.	193
Gerstenbrand, F.	347, 348	Gjeci, S.	119
Gervasio, L.	351	Gkekas, G.	343
Gerwig, M.	328	Glasauer, S.	382
Gesta, C.	237	Gleiss, A.	342
Geuens, T.	282	Gleizniene, R.	319
Geurts, J.J.	215	Glorioso, G.	336
Geyik, S.	396	Glotova, L.	330, 396
Ghabaee, M.	384	Gned, D.	63
Ghabeli Juibary, A.	103, 143, 299	Gnedovskaya, E.	348
Ghachem, R.	109	Gneditsky, V.	248
Ghadery, C.	175	Gobbi, C.	113, 203, 239
Ghadiri Garjan, T.	308	Gobbi, G.	311
Ghaemi, A.	411	Göb, E.	140, 346
Ghaffarpour, M.	384	Godava, M.	108
Ghazi-Visser, L.	215	Codefroy, O.	125, 338, 395, 396
Ghazizadeh Eslami, G.	436	Gogatisvili, N.	331
Ghelman, M.	407	Gökçay, F.	183
Gheorghiu, O.	109	Gökçe, M.	212
Gherardi, R.K.	69	Gökçe, S.	142
Ghesquières, H.	117	Gökçe Çokal, B.	96, 198, 216, 303, 315, 388
Chezzi, A.	63, 132, 274	Gökçeer, S.	329
Chezzi, L.	61, 67, 245, 421, 427		
Gholami, K.	401		
Giaka, M.	124		

INDEX

2014

Gökmen, E.	326	Graus, F.	66, 183
Goksan Yavuz, B.	98	Gray, B.E.	322, 348
Gökyigit, A.	280, 312	Greco, N.	433
Gökyigit, M.	388	Green, A.J.	55
Goldobin, V.	192	Green, B.	101
Gold, R.	63, 112, 113, 114, 132, 133, 135, 136, 176, 177, 202, 203, 204, 208, 211, 215, 284, 285, 398, 399, 428, 447	Greenberg, S.	133
Goldstein, L.	179, 251	Gregersen, S.	141
Golombek, K.S.	430	Grieb, P.	82
Golzi, V.	421	Griesinger, C.	147
Gombosova, Z.	247	Griffanti, L.	214
Gomes, B.	253	Griffin, C.	65, 75
Gomes, M.	325	Griffiths, L.	282
Gomes, T.M.B.	339	Grigoriadis, N.	139, 410
Gómez-Andrés, D.	147, 171, 195, 335, 344	Grigorieva, V.N.	305
Gómez-Escalonilla Escobar, C.I.	326	Grigoriou, A.	112
Conçalves, A.	62, 392, 394	Grilo, M.	149, 339
Goncharova, N.V.	386	Grimmer, T.	61
Gong, Y.	341	Grimoldi, N.	71, 276
Gontschar, I.A.	85, 234, 384	Grisold, A.	117, 342, 388
Gonullu, S.	109	Grisold, W.	102, 341, 342, 387
Gonzaga-Jauregui, C.	245	Grkovic, L.	116
Gonzales, G.	249, 274	Crodd, W.	171
Gonzalez, A.	217	Grolez, G.	107
Gonzalez, J.	335	Grond-Ginsbach, C.	127
Gonzalez, M.	244	Gronewold, J.	275, 301, 362
González-Martínez, I.	230	Gross, C.C.	430
González Nafria, N.	96, 440	Gross-Paju, K.	217
Gonzalez-Rosa, J.	248	Grosset, D.G.	70
González Suárez, I.	113, 436	Grosu, C.	253
Goodman, A.	111, 133	Grosu, I.	390
Gorbacheva, N.	299, 336	Grosu, O.	85, 295
Gorfine, T.	428	Grosz, Z.	425
Görgens, A.	362	Grote, H.	312
Gorgoulis, V.	398	Grotkowska, A.	219, 339
Görgün, S.	255	Grubb, E.	128, 425
Goris, A.	403	Gruber, A.	388
Gorji, A.	308, 411	Gruber, C.	377, 378, 379, 380
Görtz, S.	253	Crygorova, I.	296
Gossery, S.	302	Gschliesser, V.	68
Gothelf, Y.	180	Gu, X.	431
Goto, Y.	320	Guaraldo, M.	130
Gottschalk, R.	436	Gudumac, V.	293
Goudkin, M.	180	Guedes, L.C.	81
Gouider-Khouja, N.	128, 392	Guegan-Massardier, E.	125
Gouider, R.	109, 199, 200, 249, 280, 374	Guekht, A.	289
Gourzis, P.	337	Guerhazi, F.	110
Gouveia, A.	125, 196	Guerra, M.D.L.	324
Goyder, E.C.	141	Guerreiro, R.	311, 381
Göz, E.	224	Guerrero, A.L.	95, 143, 174, 317
Gozke, E.	412, 415	Guerrero, M.	115
Grabek-Gawłowicz, M.	339	Guerrero-Peral, A.	144, 317, 350
Grabova, S.	88	Guerrieri, S.	173, 194
Grabowska, K.	339	Guger, C.	301
Grachev, I.D.	70, 352, 353	Guger, M.	176
Gracia, J.	210	Guggisberg, A.	337
Graf, E.	244	Guido, R.	301
Grainger, W.	216	Guijarro-Castro, C.	210
Gralla, J.	345	Guillamo, J.-S.	341
Granatov, E.	206	Guillemin, L.	69
Granda, G.	138	Guilloton, L.	113, 117
Grandas, F.	107	Guimarães, M.	237
Grande, G.	421	Gul, H.L.	98, 174, 230
Grand-Maison, F.	364	Gul, L.M.	85
Granneman, E.	386	Gulati, P.	145
Gräske, J.	65, 378	Gulec Uyaroglu, F.	217, 298, 303
Grassi, A.	356	Güler, A.	86, 126, 183, 308
Grassi, E.	105	Güler, N.	404
Grassi, V.	349, 350	Güllüoğlu, H.	180
Grassner, L.	256	Gülmez, R.M.	198
Gratz, P.	345	Gülseven Akman Demir, F.	361
		Gulyaeva, N.	216
		Gulyaev, M.V.	192
		Gunaydin, S.	220
		Gündođdu, A.	199
		Gundogdu, C.	148
		Gündođdu Eken, A.	406, 409, 423

Gündüz, T.	217	Halac, E.B.	338
Günel, M.	180	Halac, G.	119
Gunes, A.	328	Haldar, A.	281
Güneş, H.N.	198, 216, 388	Haller, R.	242
Güneş, N.	96, 116, 303, 315	Halve, S.	430
Gungor, L.	86	Hamada, M.	274
Gungor, O.	394	Hambardzumyan, H.D.	84
Guo, S.	115, 399	Hamdan-Pérez, N.	230
Gupta, A.	400	Hameed, S.	379
Gupta, G.	281	Hammouda, K.	331
Gur Ozmen, S.	280	Hamza, F.	110
Gürdal, R.	94	Hamza, H.	440
Gürgör, N.	105	Hanafi, Z.	139
Gurkan Koseoglu, B.	99	Hanagasi, H.	110, 180
Gürses, E.	280, 361	Hancu, A.	104, 293, 316
Gürsoy, E.	89	Hanna, M.G.	267
Gürvit, H.	180	Hannequin, D.	125
Gusmaroli, G.	128	Hannoun, S.	178
Gustov, A.	68, 395	Hansen, S.	114
Gutierrez Herrera, C.	66	Hanson, P.	118
Gutowksi, N.	71, 341	Hapfelmeier, A.	393
Güveli, B.	251	Haraguchi, T.	434
Güveli Tekin, B.	387	Hara, H.	308, 415
Güven, H.	107, 130	Haralanov, L.	197
Güzel, B.	85	Harbo, H.F.	64, 427
Guzel, H.I.	250	Hardiman, O.	56
Güzel, V.	433	Harel, B.T.	114
Guzman de Villoria, J.	107	Harigaya, Y.	101
Györfi, O.	92, 170, 326	Haring, J.	93
H			
Ha, C.-K.	216, 424	Harirchian, M.H.	203
Ha, S.-W.	422, 425	Hariz, M.	130
Ha, T.	306, 347	Harman, A.	126, 415
Ha, Y.S.	192	Harms, L.	288, 345, 346
Haack, T.B.	244, 282	Harnod, D.	306, 347
Haan, J.	91	Harnod, T.	306, 347
Haapaniemi, E.	274	Harrer, A.	212
Haas, C.	209, 426	Hartig, M.	244
Haas, G.	387	Hartl, E.	200
Haas, J.	231	Hartmann, C.	412
Habánová, H.	355	Hart, N.	288
Habek, M.	112, 137, 197, 248, 249, 327, 344	Hartung, H.P.	116, 132, 162, 177, 364, 372, 403, 452
Habela, P.	68	Harzallah, M.S.	90, 206, 222, 349, 402
Haberkorn, U.	128	Hasegawa, A.	320
Hachinski, V.	47	Hashemi, H.	203
Hackenberg, A.	234	Hashemi Taheri, A.P.	239, 437
Hadizadeh, H.	106	Hasirci, B.	107, 426
Hadjgeorgiou, G.	175, 242	Hasiripi, O.S.	198
Hadjiu, E.	298	Haslam, C.	249, 274
Hadjiu, S.	298	Hassan, A.	331
Hadzikadunic, A.	403	Hassan, A.A.H.	421
Haensch, C.A.	430	Hassan, H.H.	410
Haeri, A.	409	Hassan, R.	421
Haering, D.	63	Hassine, A.	90, 402
Hafsa, J.	377	Hassnan, Z.	105
Hafssa, J.	81, 302	Hastings, W.	309
Hagemann, N.	234	Hattab, S.	417
Hagenacker, T.	174	Hatzifilippou, E.	429
Haghikia, A.	132	Haubitz, B.	431
Hagman, S.	133, 320, 430	Haugan, V.	236
Haina, V.	112, 219	Hauser, R.A.	352
Hainfellner, J.	342, 387	Havlíček, R.	247
Hainke, U.	399, 437	Havrdova, E.	112, 113, 114, 132, 204
Haj, K.	96	Hayardeny, L.	240
Haj Kacem, H.	231, 321, 408, 416, 440	Hayasaka, K.	415
Hajduková, L.	247	Hayasaki, K.	257
Hajnsek, S.	197, 249	Haydarova, D.	303
Hakem, D.	329, 417	Hayflick, S.J.	244
Hakobyan, H.H.	84	Haytural, H.	318, 331
Hakulinen, U.	320	Haziri, D.	235
Hakyemez, A.	89	Haznedaroglu, S.	115
Hakyemez, B.	206, 387	Hdiji, O.	314
		He, W.	140
		Heard, R.	425
		Heckemann, R.A.	178
		Hedberg, Å.	322

INDEX

2014

Hegenbart, U.	282	Hofereiter, J.	438
Hegen, H.	176, 281	Hoffmann, S.	242
Heidenreich, F.	412	Hoffmann, W.	378
Heide, W.	345	Hofgárt, G.	225
Heiss, W.-D.	47, 70	Hofman, A.	438
Hejazi, S.S.	408	Hofmann, W.E.	204
Heldner, M.	113	Hofstadt-van Oy, U.	114, 206, 209, 412
Helenius, J.	125	Högen, T.	147
Helland, A.G.F.	236	Högl, B.	68
Hellyer, P.M.	344	Hohlfeld, R.	177
Helminen, M.	320, 430	Höhlig, C.	349
Hemery, C.	178	Hojland jensen, R.	174
Hendawy, H.F.M.	89	Hojis Fabjan, T.	226
Hendawy, H.M.F.	300	Hok, P.	182, 320
Hendler, T.	377	Holl, B.	212
Hendriksen, J.	252	Holla, Ø.L.	245
Hendriksen, R.	252	Holle, B.	378
Hendriksz, C.	450	Holle, D.	174
Hentati, F.	146, 148, 192, 217, 299, 324, 425	Höllein, I.	425
Heo, S.-H.	126	Homayoon, N.	421
Heras Pérez, J.A.	325	Hömberg, V.	75
Herbillon, V.	178	Honda, Y.	257
Heredia Camacho, B.	202, 222	Hong, J.-H.	323
Héritier Barras, A.-C.	424	Hong, K.-S.	234
Hermann, D.M.	127, 234, 275, 301, 362, 430, 433	Hong, Y.-H.	390
Hermesen, D.	177	Honnorat, J.	163
Hernández, A.	441	Hoogland, G.	252
Hernández García, M.	144	Hopes, L.	107
Hernandez Gonzalez, A.	91	Hopf-Jensen, S.	103
Hernández, M.S.	143	Horn, J.	347
Herrero, M.E.	309, 377	Horner, S.	275
Herrero, S.	317	Horozoglu, H.	297
Herrero-Velázquez, S.	317	Hort, J.	62, 204, 286, 301
Herrmann, A.M.	346	Horta, A.	275
Herrmann, E.	175	Horton, E.	145
Herrmann, J.	132	Horváth, R.	302
Herz, J.	362	Horvath, T.	66, 253, 355
Herzig, R.	247	Horvath-Mechtler, B.	102, 387
Herzog, K.	114	Horynieccki, M.	346
Hether, S.	322, 348	Hosny, H.	251
Hetvi, B.	344	Hossein, G.	203
Heuschmann, P.U.	235	Houdayer, E.	172, 248, 276, 343
Hicking, G.	346	Houeto, J.L.	182
Hidalgo De la Cruz, M.	356	Hourani, M.H.	281
Hidalgo, H.	330, 355	Hovens, C.	252
Hillen, M.	140	Hoyo-Becerra, C.	430
Hillis, A.B.	57	Hozhabri Fouladzadeh, S.	436
Hilsabeck, R.	128	Hsieh, K.	345
Hilton-Jones, D.	76	Hu, Y.	176
Hilz, M.J.	190, 279	Huang, L.X.	319, 323, 354
Himmer, M.	324	Huei-Ming Ma, M.	306, 347
Hinderhofer, K.	282	Huerga, A.	63
Hinkerohe, D.	413	Huertás, P.	277
Hinz, R.	251	Hug, M.	234
Hirano, M.	438	Hughes, L.	92
Hirsch, H.H.	102	Hughes, R.A.C.H.	152, 157, 171, 360
Hirunagi, T.	320	Hulst, H.	239, 353
Hishida, R.	351	Hummelsheim, H.	65
Hizem, Y.	249	Hund, E.	282
Hız, F.	90, 220, 403, 430	Hung, S.	114, 365, 429
Hız, Ş.F.	117, 329	Hunt, P.R.	223
Hjalgrim, H.	248	Hunter, M.	425
Hjaltason, H.	301	Hunter, S.F.	111
Hladikova, M.	113, 204, 211, 402	Huppert, D.	435
Hlustik, P.	108, 182, 201	Hupperts, R.	133, 212, 215, 238
Hluštík, P.	320	Hurtado, I.	115
Hochsprung, A.	202, 222	Husain, M.	241
Hock, C.	286	Hussain, M.	304
Hodor, A.	355	Hussein, M.	421
Hoeglínger, G.	393	Hutchinson, D.O.	279
Hoelzle, M.	234	Hutchinson, M.	114
Hoelzl, M.	176	Huth, S.	344
Hoepner, R.	177	Huvent-Grelle, D.	421
Hofer, E.	175, 421, 425	Hwang, S.H.	139
		Hwang, Y.T.	425
		Hyde, R.	206, 364

Hyncicova, E.	62, 204, 301	Ismail, F.S.	85
Hyodo, A.	325, 341	Isose, S.	145
I			
Iakovlev, N.	246, 319	Italiano, D.	339
Iancu Ferfoglia, R.	424	Itoh, T.	257
Iannaccone, E.	242	Ito, K.	145
Iannaccone, S.	180, 353, 421, 423	Ito, Y.	296
Ibanez, M.J.	117	Iuliano, G.	222
Ibarra, V.	412	Ivanoiu, A.	448
Ibis, T.	343	Ivanova, G.E.	85
Ibodullayev, Z.	84	Ivanova, S.	212
Ibrahim, A.K.	89	Iwamoto, Y.	307, 308
Ibrahim-Verbaas, C.A.	438	Iwasaki, M.	415
Ickenstein, G.W.	349	Iyigüdogdu, I.	87, 293
Ide, T.	415	Iyigüdogdu, Ş.	413
Ideta, R.	308	Izboldina, O.	330, 391, 396, 435
Idiman, E.	224	Izquierdo, G.	364, 436
Idris, F.	94	Izquierdo Ayuso, G.	202, 222
Iengo, O.	171	Izquierdo Esteban, L.	326
Iezzi, E.	142, 174	J	
Iglesias Díez, E.	96	Jabbour, R.A.	281
Iglesias Mohedano, A.	356	Jabłoński, M.	225
Ignat, E.B.	253	Jachi'nska, K.	352
Ignatova, V.	197	Jacobi, C.	94, 139, 236
Ikeda, C.	434	Jacobs, S.	200
Ikeda, Y.	424	Jacqmin-Gadda, H.	62
Ikram, M.A.	438	Jacques, F.	114
Ilcheva, K.	92	Jadrijevic Tomas, A.	234
Ilgaz Aydınlar, E.	98	Jafaar, I.	139, 236
Ilic, T.	245	Jaganjac, E.	293
Iliciuc, I.	298	Jahn, K.	344, 435
Iliescu, I.	277	Jain, S.	428
Iliopoulos, P.	416	Jakubcova, B.	256
Ilia, I.	52, 278	Jalali, A.	203
Illán-Gala, I.	195, 344	Jaman, C.	302
Illarioshkin, S.N.	390	James, J.	181
Iloti, M.	356	James, S.	194
Ilova, M.K.	324	Jamroz-Wisniewska, A.	205
Ilski, F.	178	Jan, K.	397
Ilves, A.	213	Janac, B.	299
Imamović, D.	102	Jančić, J.	194
Imperiale, D.	136	Jang, J.Y.	84, 236
Inan, L.E.	96, 98, 174, 202, 318, 426	Janković, S.	309
Inan, N.	174	Janku, P.	306
Ince, S.	220	Janout, V.	108
Incensi, A.	175	Janssens, J.-P.	424
İnceoğlu, A.	142	Janszky, J.	302
Incesu, T.K.	105, 348	Januário, C.	102, 410
Inglis, F.	353	Januszewicz, A.	81
Ingravallo, F.	355	Jaquiéry, E.	208
Inoue, K.	223, 308, 417	Jarius, S.	128
Intravooth, T.	279	Jarosz, J.	322
Inzitari, D.	47, 234, 235, 246, 355	Jashari, F.	200, 312
Ioannou, P.	148	Jashari, R.	200
Iodice, V.	138, 279	Jastrzebska, A.	432
Ionescu, A.	246	Jaureguiberry, A.	412
Ionescu, I.	388	Javadi, M.	401
Ipekbayrak, A.	323, 328, 408	Javadian, N.	437
Ipekdağ, I.H.	117, 195	Javor, A.	138
Ipekdağ, Ş.H.	195	Jeanjean, A.	118
Iranzo, A.	66, 68	Jeannin, S.	239
Irkeç, C.	115	Jech, R.	256
Irobi, J.	282	Jecmenica, M.	435
Irving, R.	184	Jeffery, D.	133
Isaacson, R.	84	Jego, S.	66
Isaacson, S.	129, 182, 449	Jelinek, A.	347
Isaku, E.	312	Jenabi Dehkordi, N.	91
Isenmann, S.	387, 430	Jenner, P.	453
Ishikawa, M.	421	Jensen, R.H.	368
Isidoro, L.	125	Jeon, B.J.	99, 294
Isidro, G.	143	Jeon, H.	314
Iskender, C.	180, 423	Jeon, J.	231
Islam, Z.	83	Jeong, K.S.	111
		Jepsen, B.	248
		Jerbi, S.	96, 321, 408, 440

INDEX

2014

Jesus, S.	123	Kaliouli, C.	398
Jhang, Y.	316	Kalligerou, F.	61, 377
Jianu, D.C.	321, 327, 345	Kallweit, U.	54, 330, 355
Jianu, S.N.	321, 327, 345	Kalnina, J.	405
Jia, Y.	230, 320	Kalofonos, H.P.	172
Jiménez, M.D.	87	Kalogeropoulos, C.	432
Jin, F.	234	Kälsch, H.	275, 362
Jin, T.	431	Kalss, G.	324, 339, 386
Jissendi, P.	107	Kaltwasser, B.	127
Jo, K.W.	293, 326	Kalyoncu, U.	116
Jobst, R.	433	Kamberi, B.	223, 409
Jöckel, K.-H.	275, 362	Kamberi, F.	223, 409
Joensuu, T.	312	Kamel, N.	304
Johansen, K.K.	67	Kaminska, A.	127
John, J.K.	440	Kamińska, M.	82
Johnell, K.	67	Kamisli, O.	96, 109, 205
Johnsen, S.H.	220	Kamiya-Matsuoka, C.	341, 431
Johnson, J.	389	Kamm, C.	113
Johnson, M.	171	Kamondi, A.	293
Jolic, M.	195	Kamoun, E.	299, 425
Jolic, S.	195, 382	Kamphuis, D.	91
Jones, N.	252	Kamsteeg, E.J.	438
Jones Iyadurai, S.	217, 241	Kanatli, I.	243
Jonneaux, A.	107	Kaneva, R.	406
Jónsdóttir, S.	301	Kang, B.	315
Jönsson, L.	455	Kang, J.	314
Joo, I.S.	321	Kang, S.K.	84
Jordanova, A.	282, 406	Kang, S.-Y.	218
Jorgensen, A.	171	Kannel, K.	217
Jori-Birkas, A.M.	293	Kanovsky, P.	108, 182, 201, 247, 320
Jorquera-Moya, M.	113	Kansu, T.	367
Jourdan, N.	421	Kapaki, E.	148, 175
Jovanovic, D.	303, 306, 382	Kapetanaki, S.	124
Jovanović, Z.	293, 350	Kapidzic, A.	200, 215
Joveva, E.S.	324	Kapisyzi, M.	88
Jovicich, J.	123	Kaplan, I.	137
Juan, E.	347	Kappelle, J.	72
Juangco, D.N.A.	345	Kappos, L.	63, 112, 113, 114, 131, 132, 133, 202, 203, 204, 211, 215, 240, 364, 365, 403, 428, 437
Juergenson, I.B.	129	Kara, B.	86
Junakovic, A.	137, 300	Kara, K.	362
Juncker, I.	253	Karabudak, R.	112, 284, 285, 410, 412
Jung, E.S.	119	Karaca Erdoğan, N.	100
Jung, K.-H.	316, 431	Karacostas, D.	139
Jung, S.	345	Karácsony, M.	407, 439
Jung, S.-J.	310	Karadas, O.	98, 174, 195
Jung, S.Y.	389	Karadeli, H.H.	119
Jung, Y.-H.	93	Karádi, K.	302
Junkerova, J.	220	Karadima, G.	405, 439
Juosponyte, A.	225	Karagogeos, D.	227
Jura, R.	306	Karakaya, F.	250
Jürgens, T.	359	Karakostas, D.	410
Jurić, S.	396	Karakurum-Goksel, B.	99, 100
Jurkienė, N.	353	Karalioglu, K.	390
Jyothi, B.	200, 313	Karamanli, Y.	246, 383
K		Karamouzou, E.	140, 398
Kaakkola, S.	274	Karamursel, S.	250
Kabel, V.	256	Karamuzos, E.	119
Kacar, A.	219	Karanastasi, C.	94
Kachamakova-Trojanowska, N.	386	Karaoglan, M.	315
Kachemaeva, O.	231, 296	Karapanayiotides, T.	139
Kadanka jr., Z.	256	Karapetyan, A.	192
Kadanka, Z.	256	Kararizou, E.	97, 134, 327, 343
Kaewjoho, C.	231	Karasoy, H.	217
Kahraman, A.	96	Karaszewski, B.	295
Kahraman, N.	99	Karatzikou, M.	216
Kahraman, S.	243	Karayal, O.N.	277
Kahraman, T.	223, 224	Karieva, M.	293
Kaigorodceva, S.	224	Karimi, B.	409
Kaiserova, M.	108	Karin, I.	244
Kalantzi, S.	112	Karip, C.	412
Kalatha, T.	429	Karlinski, M.	192
Kalbus, O.	114, 200	Karlı Oğuz, K.	324
Kalikstad, B.	236		
Kalincik, T.	364		

Karlsson, G.	132, 133	Kharabi, A.	386
Karsan, N.	101	Khasanov, I.	345
Kartal, E.	180, 406, 408	Khaybullin, T.	206
Kartashov, A.	205	Khefifi, A.	90, 206, 222, 349, 402, 442
Kartsivadze, S.	253	Kherif, F.	70
Karussis, D.	180	Kherkheulidze, T.	306
Karwat, J.	339	Khitrun, M.	100
Karwowska, K.	82	Khodaie, B.	339, 397, 411
Kasatkin, D.	205	Khodakov, A.	211
Kaski, D.	61, 184, 254, 324, 345	Khodulev, V.	228
Kasprian, G.	342	Khoroshun, A.	348
Kasradze, S.	330, 331	Khuchua, L.	335
Kassar, D.	217	Khyzhniak, Y.	206
Kassavetis, P.	68	Kibaroglu, S.	87, 90, 126, 293, 303
Kassis, I.	180	Kierkus-Dźużyńska, K.	326, 388
Kasteleijn-Nolst-Trenite, D.	266	Kieseier, B.C.	114, 116, 177, 207, 365, 403, 413, 429, 447
Kastreva, P.	309	Kiferle, L.	435
Kastrev, S.	309	Kilfoyle, D.H.	279
Kastrup, A.	128	Kilic, E.	86, 126, 347
Kataeva, G.	213	Kilic, U.	86, 126, 347
Katschnig, P.	68	Kilidireas, C.	112
Katschnig-Winter, P.	175, 421, 425	Kiliç, M.	126, 303
Katzenschlager, R.	430	Kilintireas, K.	112
Kaubrys, G.	207	Killestein, J.	176
Kauppinen, R.	441, 442	Kilner, J.M.	68
Kaur, D.	200, 313	Kim, A.	234
Kavaklioglu, A.	87	Kim, B.C.	234
Kaveh Moghadam, K.	330, 355, 356	Kim, B.-J.	117
Kaveri, S.	456	Kim, C.-H.	303
Kavuncu, S.	216	Kim, D.	84, 235
Kawai, H.	426	Kim, D.H.	118, 346
Kayabasi, U.A.	123	Kim, D.-E.	234, 235
Kaya, M.	174	Kim, D.W.	199
Kaya, Y.	303	Kim, H.	426
Kaygili, E.	206	Kim, H.A.	138
Kaymakamzade, B.	293, 410, 412	Kim, H.J.	111, 309
Kaymaz, A.	394	Kim, H.K.	309
Kayran, Y.	246, 383	Kim, I.-K.	234
Kegler, A.	381	Kim, J.	84, 139, 193, 236
Kehoe, P.	124	Kim, J.E.	218, 234, 390
Keihaninejad, S.	67	Kim, J.-M.	234
Kelestemur, T.	126, 347	Kim, J.-S.	117, 343, 394
Keller, J.	256	Kim, J.-T.	234
Kemanetzoglu, E.	327	Kim, K.S.	84, 236
Kemlink, D.	331	Kim, K.W.	82
Kenangil, G.	328, 380	Kim, M.K.	99, 294
Kendirli, M.T.	315	Kim, N.-H.	111, 218, 390
Kennard, C.	327, 328, 329, 367	Kim, N.-K.	139
Kennedy, P.G.E.	369	Kim, O.J.	294
Kentab, A.Y.	410	Kim, S.	82, 304, 389
Kerasnoudis, A.	135	Kim, S.H.	389
Kerezoudi, E.	416	Kim, S.-M.	390
Kerkovskiy, M.	256	Kim, S.-W.	93, 146
Kernmayer, M.	174	Kim, Y.	139
Kerrn-Jespersen, B.M.	428	Kim, Y.-B.	84, 236
Kersten, S.	209, 426	Kim, Y.-D.	192
Kerszberg, M.A.	338	Kim, Y.K.	321
Kesidou, E.	410	Kimševaitė, L.	294
Keskin, Ö.	180	Kimura, T.	107, 218, 394
Keskin Güler, S.	96, 198, 216, 303, 315, 388	Kincova, S.	213, 318
Kesraoui, S.	345	Kincses, Z.T.	319, 320, 354
Kesselring, J.	65	Kinkel, R.P.	206
Kessler, T.	249	Kinnunen, E.	274
Ketteler, T.	349	Kinter, E.	115, 207, 399
Keune, P.M.	114, 206, 209	Király, A.	319, 320, 354
Keyhanian, K.	412	Kiran, A.	314
Khapiro, F.	206	Kirbis, M.	138
Khaborzdzania, M.	306	Kirkham, F.	265
Khakimova, Y.	298	Kirman, B.F.	309
Khalifa, A.	194, 195, 196, 197, 198	Kiryukhina, S.	183
Khalil, M.	176, 177	Kirzinger, L.	218, 306
Khalilova, A.	315	Kiselev, D.V.	207, 399
Khalimova, K.M.	109, 295, 384	Kiseleva, E.V.	207
Khan, N.	234		
Khan, O.	309, 427		

INDEX

2014

Kishi, H.	394	Kollár, B.	331, 355, 402
Kishimoto, J.	308	Komoly, S.	302
Kishk, N.	207, 310	Komorowski, L.	128
Kisialiou, A.	142, 174	Kömpf, D.	367
Kisc-Tepavcevic, D.	222	Komurcu, H.F.	325
Kissani, N.	303, 395	Kon, S.	107, 218
Kistsen, V.	196, 315	Kondratyeva, N.	95
Kita, M.	112, 114, 202, 204	Kondyli, K.	377
Kitamura, K.	320	Kondziella, D.	235, 300, 301, 302, 303, 304, 305, 428
Kitley, J.	274	Kone, Z.	311
Kizlaitiene, R.	207	Kong, J.	202
Kılıç, I.H.	183	Konovarov, R.	322
Kivrak, E.	195, 296	Konstantaki, F.	94
Kızılay, F.	390	Kontaxopoulou, D.	303, 304, 393
Kızılay, P.	314	Kopishinskaya, S.	68
Klaa, H.	219, 236, 237, 335, 392, 434	Koren, A.	331
Kladi, A.	405	Kornblum, C.	282
Klados, G.E.	216	Korn, J.R.	402
Klasing, A.	136	Kortushvili, M.	388
Klausen, C.	428	Korucuk, M.	386
Klee, R.	384	Körv, J.	246, 247, 256
Klein, C.	66, 366, 405, 406, 407, 408, 409	Korzhova, J.	248
Kleinschnitz, C.	140, 177, 235, 346	Kosac, A.	218
Kleiter, I.	306	Koshelev, V.B.	192
Klimek, D.	345	Kosimova, N.S.	302
Klimov, E.	95	Koskinen, K.	274
Klingelhoefler, L.	129	Koslyk, J.	306
Klishevskaya, N.N.	378	Kosmas, E.	112, 219
Klobučníková, K.	331, 355, 402	Kosmidis, M.	303
Klocheva, E.	192	Kossowski, B.	82
Klöppel, S.	70	Kostadima, V.	207
Klopstock, T.	217, 218, 219, 220, 221, 244, 269, 282	Kostić, M.	62
Klosova, J.	115, 201	Kostic, V.	68, 110, 128, 147, 354, 393, 435
Kluza, J.	107	Kostylev, A.	309
Knappertz, V.	427	Kostyreva, M.	247, 348
Knoflach, M.	275	Kosugi, M.	415
Kobayakawa, K.	307, 308	Košťůzká, Z.	355
Kobayashi, A.	185, 192	Kotan, D.	104, 148, 180, 220, 294, 315, 408
Kobayashi, H.	351	Kotov, S.	208
Kobeleva, X.	217, 218, 219, 220, 221	Kotuła, L.Z.	339
Kobus, T.	206	Kouremenos, E.	210
Kobzeva, N.R.	143, 351	Koutentaki, I.	124
Kocaman, G.	99, 119	Koutlas, E.	435
Kocasoy Orhan, E.	195	Koutroumanidis, M.	311
Koc, B.	222	Koutsis, G.	405, 439
Koç, F.	180	Koutsouraki, E.	429
Koçer, A.	107, 405, 426	Kovačević, M.M.	309
Koçer, B.	107, 115, 130	Kovács, K.	225
Koch, H.J.	349	Kovacs, N.	302
Koch-Henriksen, N.	238	Kovács, Z.	326
Kocher, M.	247	Kovalova, I.	256
Kochetkova, T.	95	Kovarova, I.	204
Kocki, J.	339	Kowalczyk, K.	235, 295
Kodounis, A.	210	Kowalski, T.	413
Koehn, J.	279	Koyuncuoğlu, H.R.	328
Koenig, M.	438	Kozachuk, W.E.	322, 348
Koepp, M.	70, 77, 251, 252, 353	Koziarek, J.	81
Kofidou, E.	410	Koziorowski, D.	68
Kofler, M.	195	Kozyolkin, O.	294, 385
Kögl-Wallner, M.	175, 425	Kraayvanger, L.	321
Koh, S.-H.	193	Krack, P.	182, 406
Kohler, S.	69	Kracunova, K.	397
Koht, J.A.	439	Kraft, P.	235
Koide, M.	145	Krajcovicova, L.	82
Koivisto, K.	133	Kralj-Hans, I.	251
Kojovic, M.	68	Král, M.	247
Kokaeva, Z.	95	Krämer, H.H.	184
Kokkinakis, I.	139	Kramme, C.	430
Kokolaki, M.	94	Kraoua, I.	219, 236, 237, 335, 392, 434
Kokturk, F.	433	Krarup, C.	267, 371
Kolasa, M.	133, 320	Krastev, G.	93
Kolassa, I.-T.	302	Kraus, J.	212
Kollanur, R.	218		

Krauss, J.K.	431	Kushaeva, D.S.	294
Kravljanac, R.	436	Kuthe, M.	128
Krbec, M.	231	Kutlu, G.	202, 426
Krbot Skoric, M.	112, 137, 197, 246, 248, 249, 327, 344	Kutluk, K.	224, 362, 363
Kremastinou, F.	94	Kuwabara, S.	145
Kresojevic, N.	110, 354, 435	Kuzmina, N.	298
Krespi, Y.	313	Kuznietsov, A.	294
Kress, B.	94, 139, 236	Kuznik, K.	335
Krestel, H.	102	Kwak, S.	180
Kretzschmar, H.A.	147	Kwarciany, M.	235, 295
Krexner, E.	242	Kwen, H.	218
Kribben, A.	301	Kwon, D.-Y.	343, 422
Kristen, A.	282	Kwon, J.S.	316
Kristochik, J.	306	Kwon, Y.S.	315
Krizova, L.	355, 402	Kyung, J.	84
Krja, J.	200		
Krobot, A.	320	L	
Krogias, C.	399	La Marca, G.	243
Kronhofmann, S.	114	La Marle, M.	395
Krösser, S.	115, 133	La Morgia, C.	355, 405
Krotenko, N.	212	La Neve, A.	310
Krotenkova, M.	322	Laat de, K.F.	418
Kruja, J.	88, 92, 93, 94, 193, 312	Labauge, P.	406
Kruse, A.	235	Labella-Caballero, T.	337
Krylov, V.	312	Labeyrie, C.	110, 116, 135, 277
Krystkowiak, P.	338, 395, 396	Labunskiy, D.	183, 438
Kubicka-Baczyk, K.	208, 235	Labuz-Roszak, B.	192, 208, 235, 346
Kubicka, K.	401	Laccione, F.	241
Kubota, K.	308	Laccu, I.	66
Küçükali, C.Ş.	331, 408	Lachkepani, G.	208
Kucukerden, M.	318, 439	Lachmann, R.H.	438
Kucuk, Z.	250	Lacković, R.	93
Kugler, G.	435	Lacman, J.	247
Kuhm, C.	282	Lacroix, C.	116, 135, 277
Kuiper, M.	347	Laczó, J.	62, 204, 301
Kukhlenko, O.	192, 384	Laemmle, B.	102
Kukhlenko, R.	192, 384	Laforet, P.	242
Kuks, J.	248, 249, 250	Lagha-Boukbiza, O.	406, 438
Kukuruzovic, M.	335	Lagoudaki, R.	410
Kulein Koksai, E.	432	Lahoz, R.	402
Kulesh, S.	433	Lahut, S.	175, 180
Kuliha, M.	247	Lakes, Y.B.	171
Kulikova, S.	220	Lalić, K.	300
Kulisevsky, J.	108, 337, 366, 392	Lamperti, E.	341, 342
Kuloglu Pazarci, N.	195, 339	Lampreia, T.	108
Kumamaru, H.	308	Lan, H.	137, 354
Kumar, V.	200, 313	Landtin-Garcia, C.	239
Kümpfel, T.	177	Landau, S.	251
Kunt, G.	198	Landers, J.E.	181
Kuntzer, T.	227, 256, 277	Landre, N.I.	64
Kunz, A.R.	236	Landwehr, P.	412
Kunz, E.	207	Lanfrancioni, S.	235
Kuper, M.	204	Lang, J.M.	431
Kuprionis, G.	353	Lang, S.	328
Kupsch, A.	352	Lang, W.	275
Kural, F.	126	Langdon, D.	264, 427, 428, 429
Kural Yücekaya, S.	317, 392, 393	Lange, M.C.	306
Kuranbaeva, S.	296	Langhauser, F.	140
Kurcova, S.	108	Langkammer, C.	176, 177
Kureli, G.	104	Lanius, V.	132
Kurjata, P.	81	Lanuza, M.A.	219
Kurkowska-Jastrzębska, I.	432	Lanzillo, R.	63, 176, 245, 427
Kurlandchikov, O.	208	Laouer, L.	417
Kurmann, R.	102	Laplaud, D.	239, 240
Kurne, A.T.	112	Laplaud, V.D.	365
Kuroda, K.	394	Laporte, J.	69
Kurt, S.	406, 409	Lara, K.J.A.	82
Kurt, A.	250	Lara Lezama, L.B.	96, 440
Kurt Incesu, T.	100, 214, 218, 378	Larbi, F.	416
Kurtulmuş, Y.Ş.	309	Larrieu, D.	71
Kürtüncü, M.	213, 331, 398, 436, 439	Larsen, V.A.	235
Kurtzke, J.F.	404	Laschena, F.	242
Kurukulasuriya, N.C.	63, 113, 114, 204, 208, 211, 215, 428	Lassmann, H.	162
		Laterza, C.	413
		Latorre, A.	426

INDEX

2014

Latronico, N.	288, 306, 307, 308	Leoncini, E.	220
Laučkaitė, K.	148, 319, 353	Leone, M.	189, 215, 253, 254, 255, 400
Laule, C.	183	Leonov, A.	147
Laurent, A.	178	Leonova, N.	315
Laureys, S.	300, 301, 302, 303, 304, 305	León Ruiz, M.	326
Lauria, G.	282	Lerch, O.	62, 301
Lauritzen, M.	347	Lerner, Y.	377
Laurson, B.	238	Lester, M.A.	238
Lavorgna, L.	65	Leta, V.	66, 175, 194
Lavrnica, D.	219, 226, 241	Letra, L.	125
Lavrnica, S.	241	Leung, E.	183
Lazarevic, M.	195	Leung, K.K.	67
Lazarova, S.	219	Level, L.	302
Lazzarini, G.	412	Leventoglu, A.	221, 295
Le, C.	216	Leventoglu, S.	221
Le Page, E.	238, 365	Levi, S.	130
Le Rhun, E.	71	Levi, Y.	180
Leal, B.	131, 280	Levin, J.	147
Lebedeva, E.R.	143, 351	Levin, N.	184
Lebrun, C.	365	Levin, O.	82, 106, 338, 380, 385
Lebrun-Frenay, C.	239	Levy, J.	87
Lechapt-Zalcman, E.	341	Lewerenz, J.	66
Lecic Tosevski, D.	62	Leyes, D.	47, 70, 275
Leclercq, C.	125	Leyva, L.	115, 398
Ledinek, A.H.	410	Li, B.	132
Lee, D.-H.	279, 310	Li, G.	431
Lee, G.-W.	216, 424	Li, J.	216, 437
Lee, H.	138, 392	Li, Q.	323, 338
Lee, H.-B.	139	Li, S.	201, 320
Lee, J.	82, 432, 350	Li, S.J.	323
Lee, J.E.	295, 417	Li, X.	431
Lee, J.H.	92, 93, 99, 139, 146, 181, 294, 311	Liantinioti, C.	241, 408
Lee, J.S.	126, 234	Liao, B.	341, 431
Lee, K.O.	192	Libertinova, J.	204
Lee, K.-W.	218, 389, 390	Licchetta, L.	311
Lee, K.-Y.	192, 193	Liebherr, M.	209, 426
Lee, M.-K.	310	Liechti, M.D.	274
Lee, S.H.	389	Lieder, F.	208
Lee, S.K.	316, 431	Lieto, M.	245
Lee, S.-T.	316, 431	Lighezan, D.	295
Lee, Y.J.	92, 193	Liguori, R.	66, 175, 194, 227, 243, 267, 355, 405
Leemann, B.	276, 337	Liguori, S.	319
Lees, A.J.	158	Lijdvov, V.	208
Lefaucheur, J.P.	136	Likchachev, S.A.	378, 386
Legangneux, E.	111, 115, 208	Likhachev, S.	105, 220, 390
Léger, A.	87	Lilja, A.	101
Léger, J.-M.	73, 440, 441, 442, 452, 456	Lilleker, J.B.	226
Legnani, F.G.	341	Lilleng, H.	220
Leguern, E.	439	Lillo, L.	107
Lehesjoki, A.-E.	312	Lim, E.	226
Lehmann, M.	67	Lim, J.-A.	316, 431
Lehmann, N.	275, 362	Lim, J.-G.	226, 231, 323
Lehmensiek, V.	400, 410	Lim, J.-Y.	82
Lehtokari, V.-L.	69	Limem, K.	81, 302, 377
Leist, M.	107	Limmroth, V.	177
Leite, J.	102	Limpitaki, G.	416
Leite, M.I.	112, 274	Lin, L.	355
Leivadeas, P.	383	Lin, P.	354
Lekli, E.	88	Lin, T.	352
Lelard, T.	395	Lindberg, R.	176
Lema, M.	135	Lindelof, M.	235, 428
Lemaréchal, C.	300	Linder, J.	130
Lemieux, L.	178	Lindner, K.	102
Lemos, R.	422	Linhares, P.	149
Lenglet, T.	117	Linker, R.	279
Lengyel, A.	237, 425	Lionis, C.	124
Lenzi, G. L.	47	Liosidou, A.	337
Leocani, L.	131, 172, 173, 186, 194, 238, 248, 276, 343	Liozidou, A.	300, 303
Leodori, G.	182	Lipatova, L.	315
Leonardi, A.	139	Lisnic, V.	226, 227, 228, 229
Leonardos, A.	175	Lisy, L.	215
Leonardos, N.	148	Litvinenko, I.	282
		Litwin, T.	106, 175, 192
		Liu, F.	307

Liu, H.	433	Lueck, C.	142
Liu, K.	346, 431, 433	Luerding, R.	306
Liu, M.	431	Lukic, S.	340
Liu, S.	252, 365	Lukic, V.	336
Liu, Y.	71, 348	Lukyanov, A.L.	85
Liu, Z.J.	430	Lund, E.L.	428
Liutkiene, J.	207	Lund, M.	253
Livingston, T.	427	Lunetta, C.	353
Ljevak, J.	246	Lupanov, I.	379, 421
Ljubisavljevic, S.	209	Lupski, J.R.	245
Llamas-Osorio, Y.	195, 344	Lušić, I.	193
Llamas, Y.	412	Lutz, C.	209, 426
Llufriu, S.	172, 183	Lv, Q.	127
Lo, Y.L.	411	Lyashenko, E.A.	108
Lo Gerfo, A.	389, 390	Lycke, J.	238
Lobo, M.C.	410	Lysogorskaia, E.V.	390
Lobrinus, J.A.	227		
Lobzin, V.	379, 421	M	
Lobzin, V.Y.	378	Ma, T.S.	216
Locatelli, M.	392	Mabuchi, J.	320
Lodi, R.	355	Macavei, A.	246
Loeckx, D.	428	Macavei, I.	246
Löfgren, M.	276	Maccaferri, G.E.	281
Logerfo, A.	439	MacDonald, B.	200
Lohinau, V.	100, 304	Macdonell, R.	240
Lohmann, B.	413	Macerollo, A.	68, 92, 105, 106, 107, 108, 109, 110, 175
Lohmann, K.	66	Machado, C.	119, 209, 385
Lohner, H.	430	Machado, F.	92
Lohse-Busch, H.	224	Machowska-Majchrzak, A.	208, 235
Loisel, J.	277	MacManus, D.G.	132
Loitfelder, M.	436	Madai, V.I.	70
Lökk, J.	106, 396	Madarasz, S.	247
Lolli, F.	335	Maddess, T.	142
Lomen-Hoerth, C.	197	Madeleine, P.	317
Lonati, L.	385	Mader, A.	176, 177
Loo, K.W.	282	Maderna, L.	389, 415
Lopes, J.	280, 340	Madersbacher, H.	190
Lopes, M.	226, 342	Madjidova, Y.N.	303
Lopes, N.	147, 434	Maduro, A.	196
López, A.	215, 441	Maeda, T.	378
Lopez, D.	415	Maertens de Noordhout, A.	142
Lopez, P.	197	Maes, F.	428
López de Velasco, V.	436	Maestre, A.	210
Lopez García, A.	91	Magalhães, M.	108
Lopez-Gomez, C.	115	Magalhães, Z.	387
López-Góngora, M.	436	Magdič, J.	226
López-López, J.	171, 335	Maggioni, F.	96, 143
López-Muñiz, A.	81	Maggiore, L.	421
Lorber, B.	138	Magis, D.	142, 174, 349
Lorio, R.	242	Magnaldi, S.	352
Lori, S.	335	Magnani, G.	61, 67, 123, 124, 343, 352
Loskutnikov, M.	91, 247	Magnusson, H.	240
Lotfinia, A.	99, 339, 397, 411	Magri, F.	134, 423, 424
Lotfinia, M.	339, 397, 411	Maguire, R.P.	201
Lothe, A.	178	Magyar, M.	425
Lounis, M.	402	Magyari, M.	238
Lourbopoulos, A.	139, 410	Magzhanov, R.	231, 296
Lourenço, E.	119, 209	Mahabadi, A.A.	362
Loutfi, G.	130	Mahlknecht, P.	68
Lovrecic, L.	397	Mahmoudi, D.	417
Lovric, M.	137	Maida, S.	201
Low, D.	279	Maier, S.	381
Lozano Durán, C.	326	Maier, T.	208
Lozano García-Caro, L.	326	Mainardi, F.	96
Lozeron, P.	135	Maisonobe, T.	69, 117, 229
Lubieniecki, F.	69	Maisuradze, L.	330, 331
Lubin, S.	83	Majka, P.	82
Luca, A.	391, 434	Major, E.	177
Lucca, A.	242	Makhinov, K.	326
Lucchese, V.	129	Makioka, K.	424
Lucenti, A.	400	Mako, M.	93
Lucia, M.	173	Makotrova, T.	338, 380
Lucza, T.	302	Makowicz, G.	382
Ludolph, A.J.	56, 180, 181		
Ludwig, A.-K.	362		
Ludwig, R.	65		

INDEX

2014

Maksimova, M.	91, 247	Maritnelli, V.	194
Maksimovic, N.	336	Marizzoni, M.	123
Maksudova, H.	302	Marjanovic, I.	219, 221, 226, 241
Makushina, S.V.	395	Markakis, I.	119, 140, 398
Malek, M.	89	Markova, H.	301
Malenica, M.	335	Markovic, V.	435
Malfatti, E.	69	Markwerth, P.	177
Malhotra, P.	345	Marlinghaus, E.	224
Malik, A.S.	304, 322	Marmiesse, A.	335
Malik, R.A.	49	Marosi, C.	342
Malkov, A.	226	Marquardt, T.	450
Mallada, J.	210	Marques, A.	356
Mallaret, M.	406, 438	Marques, I.	96, 111
Mallucci, G.	171, 398, 399, 400, 401, 402, 403, 404	Marques, J.P.	102
Malo, B.	241	Marques, M.L.	92
Malojčić, B.	246, 300	Marques Júnior, W.	118
Maltese, V.	427	Marra, C.	123
Maltezou, M.	210	Marrosu, F.	66, 196, 356
Malucchi, S.	176	Marrosu, G.	243
Mammadbayli, A.K.	89	Marrosu, M.G.	176
Manaa, R.	254	Marson, A.G.	171
Mancini, L.	239	Marson, T.	360
Manconi, M.	66	Martač, L.	299
Mancuso, M.	439	Marti-Fàbregas, J.	275
Mandel, F.S.	277	Martin, M.	242
Mandic, G.	435	Martin, R.	242
Mania, M.	208	Martin, S.Z.	70
Maniati, M.	148, 175	Martín-Gonzalo, J.A.	171, 335
Manica da Cruz, I.B.	381	Martín Montañez, E.	398
Manigoda, M.	99	Martinaud, O.	125
Manimmanakorn, N.	90	Martinelli-Boneschi, F.	239, 248
Mano, K.	320	Martinelli, D.	149, 337
Manola, S.	234	Martinelli, V.	131, 173, 201, 238, 352, 399, 401
Manole, E.	217	Martinez, M.S.	214
Manouchehrinia, A.	254	Martínez-Hernández, E.	183
Manso-Calderón, R.	108, 309	Martínez-Horta, S.	108, 337, 392
Mansour, M.	102, 109, 211, 317, 328, 350, 403, 416	Martinez-Martin, P.	129
Mansournia, M.A.	212	Martínez-Regueiro, R.	337
Mansurova, N.	310	Martínez Velasco, E.	144
Mantarova, S.	85, 138	Martínez-Yélamos, S.	210
Mantel, A.	135	Martini, R.	49
Manvelyan, H.	84, 192	Martinovic, V.	436
Manyakina, O.M.	207	Martins, I.P.	349
Marangoni, C.	421	Martins, J.	109, 145, 317, 394
Marasigan, S.	82, 103, 379	Martins, V.	237
Marceglia, S.	392	Martins da Silva, A.	280
Marcel, C.	406	Martins da Silva, B.	280
Marcelli, V.	142	Martinuzzi, A.	223, 242
Marchetti, P.	107	Marx, A.	218
Marchione, G.	223	Marzano, N.	123
Marciano, E.	142	Mascalchi, M.	246
Marco Solcà, M.	337	Mascia, M.M.	391
Marcone, A.	61, 67, 123, 301, 352, 353, 421	Masciullo, M.	220, 242
Marconi, M.	69, 71	Masheka, O.C.	193
Marconi, R.	129	Masiliunas, R.	225
Marcuccio, L.	142, 354	Masri, A.	94, 139, 236
Maré, R.	119, 385	Massa, R.	243
Marecek, R.	82	Mastorodemos, V.C.	209
Marek, K.	352	Mataradze, S.	306
Mares, J.	201	Matcau, D.	379
Margioti, E.	377	Matei, C.	346
Margolin, D.H.	111, 131, 400	Matei, D.	253
Margoni, M.	143	Matejčikova, Z.	201
Marhardt, K.	215	Matej, R.	422
Mariani, C.	394, 421	Mathias, C.	138, 279
Mariani, N.	279	Mathis, J.	165
Mariasiewicz, M.	212	Mathy, I.	118
Marić, N.	383	Matias-Guiu Antem, J.	344, 379
Marie, Y.	439	Matías-Guiu Guía, J.	379
Marini, S.	176, 234	Matias-Guiu, J.	113, 436
Marino, M.	196	Maticicuc, V.	295
Marinoni, M.	335	Matijević, V.	246
Maris, T.	216	Mati, M.	329, 417
		Matinella, A.	435
		Matins, J.	108

Matmurodov, R.J.	109, 294, 295	Menyhárt, L.	225
Mato, L.	231, 257, 380	Mercan, E.	117, 329
Matos, R.	102	Mercan, M.	329, 378
Matsumura, T.	223	Mercan, N.	106
Matta, G.	134	Mercan, R.	115
Mattioli, F.	62	Mercurio, M.	61, 245
Mattle, H.	345	Mergeani, A.	315
Matur, Z.	99, 110, 135, 226, 280, 394	Merlini, A.	413
		Merschhemke, M.	132
Matyženok, U.	319	Mesaros, S.	222
Maurage, C.-A.	70	Mesbah-Namin, S.A.	203
Mäurer, M.	177, 454	Messelmani, M.	89, 102, 109, 211, 317, 350, 403, 416
Mauri Lerda, J.A.	312		
Maurits, N.	175	Messina, M.	70, 201, 399
Mausberg, A.K.	403, 413	Messina, R.	184, 237, 254, 276
Mavridis, T.	139	Messina, S.	180, 181, 389, 423
Mavroudis, I.	124	Messinis, L.	337
Mawet, J.	125	Meuer, S.	364
Mayda Domaç, F.	309	Meuli, R.	281
Mayda, H.	250	Meuth, S.G.	346, 430
Mayor, E.	143	Meyding-Lamadé, U.	94, 139, 236
Mayr, A.	195	Meyer, B.	243, 244
Mayr, H.	282	Meyer zu Hörste, G.	116
Mazurenka, K.V.	426	Meysamie, A.	144, 384
Mazza, A.	69	Mezei, Z.	399
Mazzini, L.	411	Mhiri, C.	93, 110, 119, 314
Mbonda, P.C.C.	97, 102, 280	Mialovitska, O.	206, 382
McCrone, P.	179, 251	Micallef, C.	178
McEvoy, A.W.	178	Micca, J.	84
McGlinchey, R.E.	223	Miceli, P.	134
McGuinness, B.	279	Michael, A.	241
McKee, D.	223, 416, 441	Michaelef, C.	353
McKee, E.	223	Michel, P.	53, 139, 140, 141
McKeith, I.G.	70	Mickevicene, D.	225
McMahon, A.	251	Miclausanu, A.	101
McNeill, M.	238	Middleton, L.	317
Mea, E.	341	Midi, I.	193, 297
Meani, A.	61, 65, 67, 68, 70, 123, 239, 254, 337	Migaleddu, G.	242
		Mignarri, A.	129, 355
Meca, J.	210	Mignot, E.	355, 356
Meca, V.	210	Miguel, R.	108, 340
Mechler, F.	415	Miguéns, J.	325
Medaglino, S.	173, 194	Mihalescu, G.	210, 295
Mede, K.	293	Mihalescu, R.	307, 417
Medori, R.	238	Mihai, M.	388
Meguenni, K.	254	Mihai, S.	217
Meguig, S.	107	Mihajlovic, S.	193
Mehling, M.	176	Mihalache, O.A.	221
Mehrabian, S.	406	Mihova, K.	406
Mehta, L.R.	238	Mijailovic, D.	214
Meinck, H.-M.	128	Mijajlovic, M.	147, 350, 382
Meisel, A.	69, 159, 242	Mijalkovic, G.	336
Meissner, W.G.	406	Mijo, S.	304
Meitinger, T.	244, 282	Mikhalovska-Karlova, E.	94
Melamed, E.	180	Mikiashvili, S.	208
Melbye, M.	253	Mikl, M.	82
Mele, F.	70	Mikulicova, L.	108
Melham, K.	161	Miladi, I.	93
Melin, A.	214	Miladi, M.I.	110, 119, 314
Melnikov, O.	329	Milani, M.	406
Melo, C.	237	Milanova, M.	116, 228
Melo Pires, M.	108, 140, 183, 221	Milanov, I.	435
Melpignano, A.	356	Milasinovic, G.	221
Meluzinova, E.	204	Milberg, W.P.	223
Melzer, N.	346, 430	Milesi, J.	184
Mendes, A.	325, 392, 394	Miletic Drakulic, S.	214
Mendes-Ribeiro, J.	339	Miletić, V.	392
Mendonça, M.	379, 410	Milicev, M.	241
Menendez Gonzalez, M.	81	Milic Rasic, V.	218, 336
Mengel, E.	434	Milinis, K.	65, 254
Menge, U.	206, 209	Milioli, G.	196, 356
Meng, L.L.	181	Militaru, A.	295
Meng, X.	83, 84	Militaru, M.	295
Menih, M.	381	Milivojevic, I.	137
Menke Barea, L.	349, 350	Miljkovic, S.	296
Mensikova, K.	108	Miller, A.E.	131, 365

INDEX

2014

Miller, D.H.	132	Montalban, X.	62, 63, 132, 176, 238, 239, 353, 364, 403
Millonig, A.	176	Montaner, J.	127
Milonas, I.	262	Montano, V.	439
Milosevic, V.	195, 220, 382	Montavont, A.	178
Milosevi, M.	99	Monteiro, C.	423
Minár, M.	355	Monteiro, J.P.	298
Mincheva, Z.	135, 277	Monteiro, M.	324
Mindruta, I.	313	Montella, S.	398, 427
Minea, D.I.	388	Montiel, M.D.	135
Minea, I.D.	118	Mook-Jung, I.	379
Mirallave Pescador, A.	173	Moonen, G.	73, 152
Miralles, A.	210	Moon, I.S.	343
Mirandola, R.	129	Moon, J.-H.	92, 93, 146, 316, 431
Mircea, R.	106	Moon, S.Y.	377
Mirsaei, T.	231, 296	Moore, G.R.W.	183
Mirsaidova, N.	311	Morais, H.	221, 227, 230, 416
Mirza, N.	171, 309, 310, 311, 312, 313, 314, 315, 316	Morais, S.	439
Misbahuddin, A.	144	Morales, M.	173, 249
Misceo, D.	439	Morandi, L.	134, 243
Mišević, S.	396	Morassi, O.	277
Mishra, S.	200, 313	Morbin, M.	276
Misković, N.	435	Mordasini, P.	345
Mišmaš, A.	137, 244, 246	Moreau, C.	70, 107, 182
Misu, T.	274	Moreira, I.	62, 183, 392, 394, 411
Mitev, V.	406	Moreira, S.M.D.	389
Mitrovic, A.	97	Moreira Martins, J.P.	406
Mitsikostas, D.D.	143, 398	Morelli, C.	181, 415
Mitsuma, N.	320	Morelli, M.	274, 298, 299
Mitteregger-Kretschmar, G.	147	Morenas Rodríguez, E.	275
Mitterling, T.	68	Moreno, E.	353
Mittino, D.	97	Moreno, M.	238, 309, 377
Mizuno, R.	320	Moreno-García, S.	113
Mizushima, K.	101	Moreno-Ramos, T.	379
Misirli, C.H.	316, 329	Moretta, G.	412
Misirli, H.	309	Morgado, J.	209, 310, 329
Mladenovic, J.	218, 336	Morgan, B.P.	183
Moarcas, M.	92, 106, 109, 170, 395	Morgan, F.	251, 317
Moccia, M.	139	Morgante, F.	129, 196
Modi, G.	413	Mori, H.	222
Modugno, N.	129	Morikawa, K.	257
Moebus, S.	275, 362	Moriyoshi, H.	296
Moeller-Hartmann, W.	70	Morley, T.	201
Moeller, S.	279	Moro, A.	148, 306
Moen, S.M.	427	Morren, J.	221
Moggio, M.	134, 136, 243	Morzhina, L.	304
Mohanadevi, S.	405	Mosca, L.	139
Mohanraj, R.	280, 310	Moschovitis, G.	66
Mohebbi, S.	384	Moscovich, M.	148
Möhlenkamp, S.	362	Moser, W.	342
Mohs, C.	94, 139, 236	Mossman, S.	279
Mohseni, N.	98	Mostile, G.	391, 434
Moiola, L.	131, 194, 201, 238, 274, 399, 401	Moțățaianu, A.	381
Mojib-Yezdani, F.	202	Motoula, D.	311
Mokrisova, I.	62, 301	Moubarak, R.	238
Moldovanu, I.	85, 295	Moula, O.	109
Molesti, E.	335	Mouras, H.	395
Molina Sánchez, M.	326	Mourouzis, I.	139
Molina, V.	143	Möwis, U.	224
Molinuevo, J.L.	123	Mrissa, R.	89, 102, 109, 211, 317, 328, 350, 403, 416
Mollenhauer, B.	66	Muammer, S.A.	101
Moller, R.	248	Muano, M.	312
Molnar, J.M.	425	Mucska, I.	331
Molnár, K.	407	Mudumbi, G.	193
Molnar, M.J.	237, 244	Muehlbacher, A.	207
Molteni, E.	71, 237	Muehlmann, J.	324
Moneis, D.	244	Muenssinger, J.	114, 206, 209
Monforte, M.	242	Muhlert, N.	176, 353
Monges, S.	69	Mühlnickel, J.S.	234
Mongini, T.	52, 69, 243	Mula, M.	77
Monguzzi, E.	423	Mulero Carrillo, P.	144
Monies, D.	243	Mulholland, N.	322
Monotti, R.	430	Muller, A.	434
Montagnese, F.	218, 438	Muller, S.	70
Montalan, B.	395		

Müller-Forell, W.	184, 343	Narayana, R.	314
Mumtaz, W.	304	Nardella, A.	174
Munasipova, S.E.	391	Nardocci, N.	269, 335, 336
Mundwiller, E.	439	Nardone, R.	415, 416, 417, 418
Munhoz, R.P.	148	Narkiewicz, K.	235, 295
Munjiza, A.	62	Naro, A.	196
Muñoz, D.	210	Nascimbene, C.	394
Muñoz, I.	143	Nascimento, O.J.	134, 408
Muñoz, J.L.	107	Naseri, R.	91
Muñoz Gonzalez, A.	356	Naser Moghadasi, A.	239, 437
Muñoz León, I.	144	Nasri, A.	109, 434
Muñoz-Torrero, J.J.	91	Nassef, S.A.	400
Munteis, E.	210	Nassetti, S.	355
Murad, H.	244	Nations, K.	128
Muramatsu, S.-I.	180	Nauman, P.	352
Murayama, K.	308	Naumova, G.M.	192
Muresanu, D.	75	Navaei, H.	91
Murphy, E.	438	Navarra, C.	242
Murros, K.	274	Navarro, G.	210
Murru, M.R.	391	Navarro, J.C.	146, 387
Musaeva, Y.A.	199, 296, 313	Navas-Alcántara, M.S.	87
Muscio, C.	389	Navas, F.J.	107
Musina, N.	212	Nazari Dehkordi, S.	252
Muss, A.	246	Nazeri, A.	239, 437
Musumeci, O.	218, 243, 438	Ndiaye, M.	97, 102, 280, 311
Mutluay, F.K.	340	Nechifor, C.M.	417
Mutu, C.-C.	346	Nechipurenko, N.I.	85, 234
Mutzenbach, J.S.	246, 386	Necioglu Orken, D.	195, 296, 339, 388
Muzaffer, K.	312	Nedeljkovic, U.	222
Myalovitska, O.A.	296	Nedelmann, M.	384
Mycko, M.P.	212	Negro, A.	125
Myftiu, B.	195	Negrotto, L.	63, 238
Myhr, K.-M.	63, 64, 360	Nekooie, S.	98
Myridaki, V.	110	Nekrasova, N.	296
Myslimi, F.	304	Nemec, M.	256
N		Nemet, D.	116
Na, S.-J.	192	Nessah, S.	402
Naas, A.	434	Nesterova, V.N.	305
Nabavi, S.M.	436	Neto, L.	112
Nabli, F.	192	Neumann, T.	362
Nachev, P.	344	Neutel, D.	394
Nacmias, B.	246	Neves Cardoso, M.	173, 227, 249
Naco, D.	193	Nevrlý, M.	182
Nacu, A.	346	Nevsimalová, S.	165
Nada, Y.	344	Newman, G.	322, 348
Naderi, N.	396	Newsome, S.D.	114, 429
Naegel, S.	174	Neyal, M.	330
Naess, H.	346	Ng, L.T.	379
Nagaishi, M.	325, 341	Nguyen, H.	216
Nagao, S.	434	Nica, S.M.	210, 295
Nagarajan, V.	95	Nichelli, P.F.	134
Nagaraj, C.	124	Nicholas, J.M.	67
Nagata, K.	378	Nicholas, R.	240, 398
Nagel, S.	128	Nicolae, H.	109
Nagels, G.	240	Nicolas, M.	277
Nagy, C.	106	Nicoletti, A.	129, 391, 434
Nagy, Z.	293	Nie, T.	230
Nagy-Grócz, G.	349	Niecko, T.	114, 211, 215
Nah, H.-W.	346	Niederhorn, K.	275
Naija, S.	90, 206	Niedojadto, A.	339
Naim, E.	244	Niehoff, T.	384
Nakai, N.	296	Nielsen, N.	347
Nakashima, I.	274	Niestrata-Ortiz, M.	69, 145
Nakazato, Y.	341	Nieswandt, B.	140, 235
Nakičević, A.	88, 102	Nieto González, P.	326
Nakmareong, S.	380	Niftaliev, E.	86, 89
Naldi, P.	215, 400	Nigmatullina, Y.	184, 344, 345
Namia, C.	337	Nikanorova, M.	248
Nam, T.-S.	234	Nikitina, M.	330, 391, 396, 435
Nandi, D.	344	Nikolai, T.	204
Naoumis, D.	210	Nikolic, A.	219, 221, 226, 241
Napoletano, R.	222	Nikonov, A.	247
Napoli, L.	134, 136	Nisar, H.	322
Nappi, G.	351	Nishida, S.	296
		Nishino, I.	308
		Nizzardo, M.	134, 423, 424

INDEX

2014

No, S.K.	343	Ofte, H.K.	97
Noack-Rink, M.	251	Öge, E.	172, 173
Nobile-Orazio, E.	117, 135, 371, 452, 456	Ogura, A.	296
Nobili, F.	123, 352	Oguz Akarsu, E.	228
Noble, A.	179, 251	Oh, H.-K.	317
Nobusawa, S.	341	Oh, S.-J.	322
Nochtar, S.	200	Oh, S.-H.	139
Noda, A.H.	344	Ohkawa, Y.	308
Nogales-Gadea, G.	278	Oi, J.	426
Noh, H.	350, 432	Oka, T.	308
Noirhomme, Q.	301	Okada, S.	307, 308
Nojima, S.	351	Okamoto, K.	424
Noma, N.	413	Okay, M.	107, 426
Nomura, K.	394	Okudan, Z.V.	313
Noorbakhsh, F.	437	Okujava, M.	345
Noordeh, N.	91	Okwuokenye, M.	202, 208
Nordberg, A.	61	Olascoaga, X.	210
Norman, P.	141	Olesen, J.	143, 351, 359
Norrbrink, C.	276	Oliveira, A.G.	349
Norzieda, Y.	139	Oliveira, C.	147
Nos, C.	63	Oliveira, G.	230
Not, A.	135, 277	Oliveira, S.	342
Notas, K.	382	Oliver, D.	168
Notghi, A.	448	Oliver-Martos, B.	398
Nour, M.M.	274	Olkhovskiy, I.	336
Nousiopoulou, E.	139, 410	Olsson, T.	51, 177, 400
Noutsas, L.	311	Omland, P.	144
Novak, H.	256	Ömür, Ö.	175, 180
Novak, V.	220	Onal, B.	230
Novakovic, I.	219, 221, 393	Ondar, V.	224, 225
Noval, S.	344	Ondo, W.	182, 449
Novas, M.	398, 428, 437	Oner, S.	96
Novozilovs, J.	100	Ono, N.	415
Nowakowska-Kotas, M.	229	Ono, S.	423
Nuara, A.	172, 248, 276	Onu, M.	322
Nuhoglu, I.	222	Onufriev, M.	216
Numakura, T.	415	Oole, E.	438
Nunes, C.C.	86	Ooms, T.	282
Nunes, T.	147, 434	Opala, G.	254
Nunziata, R.	282	Opavský, R.	182
Nurlu, G.	324, 412	Opincariu, I.	125
Nurmukhamedova, M.	298	Oppermann, K.	212
Nürnberg, P.	161, 309, 310, 311, 312, 313, 314, 315, 316	Oprea, C.	145
Nurova, B.	436	Örçen, A.	318
Nygaard, G.O.	64	Orefice, G.	171, 176, 398, 427
Nyka, W.M.	235	Orefice, N.S.	398, 427
Nzwalo, H.	139	Oreja-Guevara, C.	113, 344, 436, 437
		Orgogozo, J.-M.	62
		Örken, C.	94, 246
		Orlandi, G.	439
O		Orlandini, F.	196
Obermann, M.	174, 328	Orofino, G.	340, 391
Oberndorfer, S.	342	Orologas, A.	382, 429
Obis, T.	219	Órpez, T.	115
O'Brien, J.	70, 448	Órpez-Zafra, T.	398
O'Brien, T.	252	Orsucci, D.	439
O'Callaghan, M.	335	Ortega-Moreno, A.	278
O'Dwyer, J.P.	101	Ortega-Pinazo, J.	115
O'Gorman, J.	428, 437	Ortiz, N.	219
Obszańska, K.	391	Ortiz, S.	415
Obuz, O.	404	Oruc, S.	250
Ocal, R.	87, 90, 126, 293, 303, 413, 426	Orviz, A.	113, 344
Ochsner, F.	256	Ory-Magne, F.	137
Ochulor, J.	249, 274	Orzeł, J.	82
Odabaşı, Z.	230	Osawa, T.	341
Oddo, M.	347	Oschmann, P.	114, 206, 209, 412
Odinak, M.M.	378	Oshima, E.	434
Odobescu, S.	85	Osio, M.	394
Oertel, W.	70, 182, 344, 393	Osoba, J.	82
Offen, D.	180	Ossenkoppele, R.	61
Oflazer, P.	180	Ostrowsky-Coste, K.	178
Oflazer-Serdaroğlu, P.	135, 217	Osztie, E.	293
Oflazer, Z.	242	Oterino, A.	210
Oflazoglu, P.	244, 245	Otero, M.	197
		Otruba, P.	108, 182, 320
		Ott, S.	66

Ottaviani, P.	242	Panagiotakis, S.	124
Ottaviani, S.	129	Panagiotis, K.	68
Ouallet, J.-C.	239	Panagiotou, M.	112
Ovcinikova, A.	207	Panaite, P.-A.	277
Owens, A.	138	Panas, M.	405, 439
Owji, M.	239, 437	Panayiotides, I.	83
Oyakhire, S.	125	Panicker, J.N.	186, 249, 274, 391, 392, 393, 394, 395, 396, 397, 438
Oyama, Y.	107, 218	Pantoni, L.	246
Oylumlu, M.	86	Pantos, C.	139
Oymak, Y.	85	Panzacchi, A.	352
Oyuela, P.	111	Paoletti, A.M.	340
Öz, O.	230	Paolicelli, D.	63
Özakbaş, S.	224	Paolo, G.	196
Ozbek, D.	193	Papadaki, E.Z.	209
Ozbek, S.E.	387	Papadimas, G.	327
Ózboduc, A.T.	218	Papadimitriou, A.	148, 175, 382
Ozcagli, T.G.	86	Papadimitriou, D.	148, 175
Ozcan, C.	96, 109, 205	Papadimitropoulos, G.	83, 241, 321, 391, 408
Ozcan, H.	394	Papadopoulos, D.	398
Ozcan, M.E.	119	Papageorgiou, E.	119
Özçekiç, S.	212	Papageorgiou, S.	62, 83, 148, 175, 241, 300, 303, 304, 321, 337, 373, 380, 393, 408, 421, 422
Özçelik, H.	180	Papagiannakis, N.	148, 175
Özdemir, M.B.	83	Papajani, M.	304
Özdemir, O.	86	Paparella, G.	182, 223
Ozdemir, Z.	221	Papastergios, C.K.	140, 398
Özden Erkutlu, L.	220	Papathanasiou, A.	104, 144, 337
Özdilek, B.	380	Papathanasiou, M.	83
Özen Gökmuhtarremoğlu, Ö.	214	Papathanasopoulos, P.	337
Özer, B.	378	Papatriantafyllou, J.	304
Özer, H.	324	Pape, O.	345
Özerhan, A.O.	198	Papin, C.	201
Ozes, B.	244	Papp, V.	193
Özkan, D.	329	Pappa, E.	398
Özkan, S.T.	313	Pappalardo, I.	391
Özkarca, C.	289, 312, 339, 340	Pappas, D.	132
Ozkorumak, E.	314	Pappatà, S.	352
Özoğuz, A.	180, 423	Papuç, E.	225, 391
Oztürk, O.	193, 297	Paquette, C.	114
Öztürk, S.	50, 432, 433	Paradowski, B.	231, 433
Öztürk, T.	149	Paragh, G.	399
Öztürk, V.	224	Paramonova, N.	405
Öztürk, Y.	90, 230	Parapini, M.	389
Özylçin, S.	95	Parasız Yükselen, N.	388
P		Parati, G.	385
Pacchetti, C.	129	Parchi, P.	355
Pace, A.	111	Pardiñas Baron, B.	329
Padiglioni, S.	246	Pardo, J.	118, 135, 278, 337
Padilla, F.	210	Pardo, M.	337
Padjen, V.	306	Párdutz, Á.	319, 349
Padovani, A.	352, 353	Pareés, I.	68
Padra, J.	399	Pareyson, D.	187, 282, 406
Paek, Y.M.	234	Parfenov, V.	253, 327, 329
Paermentier, L.	279	Pariente, J.	123
Pagan, F.	182	Parisi, L.	62, 70, 352
Pagani, E.	237, 239, 274, 352, 424	Parizkova, M.	62
Pagani, F.	424	Park, B.K.	118
Paghera, B.	352	Park, C.-Y.	111
Pagliarani, S.	134	Park, D.	236, 316
Pagliardini, S.	243	Park, H.	377, 392
Pagliaro, C.	339	Park, J.H.	139, 234, 235
Pagliarulo, M.	149	Park, J.S.	346
Pagonabarraga, J.	108, 337, 392	Park, J.-Y.	92, 146
Paik, N.-J.	82	Park, K.-S.	390
Pakkanen, M.	256	Park, K.-P.	322
Pakzad, M.	274	Park, K.-W.	234, 305
Palace, J.	274	Park, K.Y.	125
Palavra, F.	63	Park, M.-G.	322
Palchykova, S.	355	Park, M.-S.	234
Palermo, G.	435	Park, M.T.M.	239, 437
Palmer, J.	111, 131, 400	Park, S.	310
Palotie, A.	312		
Palumbo, P.	105		
Panagiotakaki, E.	178		

INDEX

2014

Park, S.-Y.	92, 93, 146	Pentelenyi, K.	425
Park, Y.-G.	92, 93	Peraita-Adrados, R.	356
Parkhutik, V.	384	Peralta, A.R.	81, 310
Parman, Y.	99, 110, 135, 180,	Peralta, R.	101, 393
	217, 226, 244, 245, 256,	Perani, D.	123, 352, 421
	257, 270, 361, 456	Pereanu, M.	346
Parnetti, L.	123	Pereira, A.G.	81
Parpiyeva, Y.R.	384	Pereira, B.	182, 356, 396
Parra, J.	102, 410	Pereira, J.M.	106
Parra Santiago, A.	326	Pereira, L.	87, 140, 416
Parreira, E.	318	Pereira, M.	123, 196, 422
Parrino, L.	196, 356	Pereira, P.	172, 274, 325, 423
Parshina, E.V.	395	Pereira da Cunha, L.D.C.	306
Partinen, M.	355	Peresedova, A.	248
Partyka, K.	225	Peretti, A.	175
Parviz, S.	384	Perez, S.	202
Pascotini, E.T.	381	Pérez Codón, A.	275
Pascual Millan, L.F.	329	Perez Perez, J.	108, 392
Pascual-Pascual, S.I.	171	Pérez Sánchez, J.	356
Pascual-Sedano, B.	108	Pérez-Sempere, Á.	210
Pascu, C.	104, 316	Pérez Suárez, J.	96
Pashkouskaya, I.	390	Periasamy, V.	440
Pasini, E.	227	Peric, M.	219
Pasquier, F.	70, 373, 421	Peric, S.	219, 221, 226, 241
Passafiume, D.	81	Peric, Z.	340
Pastorello, P.	128	Perju-Dumbrava, L.	227
Patel, M.	343	Perla, C.	210
Patel, V.	126	Perriard, J.	406
Paternò, R.	171	Perrotta, A.	174
Pato, A.	210	Persson, L.I.	390
Pattee, G.L.	197	Peruzzotti-Jametti, L.	171
Patterson, M.C.	434	Pesaresi, I.	242
Paulin, L.	274	Pesic, D.	62, 110
Paulus, W.	170	Pešić, V.	299
Pavel, G.	210	Pesovic, J.	219, 336
Pavía Molina, J.	398	Petek, M.	396
Pavletic, S.Z.	116	Peterla, M.	200
Pavlic, G.	87	Peterlin, B.	397
Pavlou, D.	62, 300, 304, 337	Petrakis, A.	382
Pavlova, E.L.	322	Petrault, M.	107
Pavlova, M.A.	171	Petrica, L.	321, 327, 345
Pavlova, R.	406	Petrikonis, K.	225
Pavlova, V.	183	Petrolini, M.	184, 276
Pavlovic, A.	147, 350	Petrou, P.	180, 435
Pavlovic, A.M.	382	Petrov, A.	213
Pavlovic, D.	209	Petrova, M.	406
Pavlovic, S.	221	Petrovich, I.A.	386
Pavy le Traon, A.	137	Petrovic, I.	68, 110, 128, 393, 435
Pawar, A.	111	Petrozzi, L.	439
Pawelec-Kuchnio, A.	326, 388	Petruzzi, A.	341, 342
Pawlita, M.	177	Petzold, A.	163
Payenok, A.	384	Peychinska, D.	305
Payoux, P.	123	Pezzoli, G.	129
Pearlman, L.	125	Pfausler, B.	369, 370
Pecurariu, C.F.	166	Pfüller, C.	242
Pedraza, M.	95, 143, 317	Philimonova, P.A.	143, 351
Pedraza-Hueso, M.	144, 317	Phillips, C.	352
Pedroso de Lima, J.	81, 422	Phillips, G.	115, 133, 399, 437
Peeters, K.	282	Phillips, J.T.	63, 111, 113, 114,
Pegoraro, E.	243		202, 204, 208, 398, 428
Pehlivan, D.	245	Phonthee, S.	257
Pekkonen, E.	274	Piazza, F.	63
Pekmezovic, T.	189, 222	Picard, L.	300
Pelejão, M.R.	340, 410	Piccardi, B.	234
Pelidou, S.-H.	432	Picco, A.	123
Peljo, A.	62	Pichler, A.	176, 177, 436
Pellegrini, F.	240, 364	Picillo, M.	139
Pelletier, J.	365	Pico, F.	381
Peltz, S.W.	241	Pierelli, F.	142, 174
Peluso, S.	245	Pierzchala, K.	192, 208, 235, 346, 401
Peña, J.	210	Pietrafusa, N.	310
Peñas, M.L.	174	Pietroboni, A.	245
Penco, S.	139	Pietroboni, A.M.	427
Pendl, T.	175, 425	Pignataro, G.	354
Penner, I.-K.	203, 427	Pijnenburg, Y.A.L.	286
Pensato, V.	181	Piliszek, A.	382

INDEX

2014

Querol, L.	278	Ravasi, L.	107
Quesnel, L.	113, 117	Ravat, S.	200, 313
Quinlivan, R.	242	Ray, J.	184
Quintáns, B.	337	Ray Chaudhuri, K.	129, 322
Quinzii, C.	438	Rayanova, G.	142
Quka, A.	304	Raymond, L.	439
R		Raz, N.	184
Ra, J.C.	84	Razeghi, S.	349
Rabuñal, M.J.	135	Razeghi Jahromi, S.	100, 144
Racic, D.	296	Razini, P.	69, 276
Raciti, L.	391, 434	Realmuto, S.	63
Racz, L.	399	Rebai, I.	237, 335, 392
Radaelli, M.	201, 239, 401	Rebelo, O.	102
Radeljic, V.	234	Rebulla, P.	276
Radevski, G.S.	228	Recla, M.	71, 237
Radmanovic, G.	193	Reder, A.T.	207
Radojicic, A.	97, 350, 382	Redgrave, J.	141
Radovanović, S.	194	Redondo Robles, L.	96
Radu, D.	385	Regagba, D.	254
Radue, E.W.	63, 133	Regeniter, A.	411
Radulovic, L.	211, 388	Reguliova, K.	220
Raduta, Y.	228	Reha, A.	69, 241
Rady, A.	440	Reich, E.	338, 412
Radzikhovska, N.	211	Reichert, A.	324
Raffaelli, A.	390	Reichmann, H.	263, 349, 453
Rafikova, Z.	298	Reilly, M.M.	116, 117, 118, 119, 371
Rafiullah, D.	322	Reilmann, R.	242
Raftopoulou, M.	439	Reimão, S.	101
Raghupathi, K.	428	Reime, U.	224
Rahimi Dehghan, S.	401	Reinacher-Schick, A.	136
Rahmani, A.	396	Reinhold, C.	128
Rai, S.	341	Reis, C.	149
Raieli, V.	143, 336	Reiter, E.	434
Raimova, M.M.	109	Reiter, S.F.	274, 280
Rainer, M.	353	Reitsnik, A.	217
Raiser, T.	377	Rejdak, K.	205, 213, 225, 391
Raisova, M.	83, 124	Rekand, T.	256
Rajappa, S.M.	193	Rekatsina, M.	94
Rakacolli, M.	200, 304	Rektorova, I.	82
Rakhimbaeva, G.	91, 199, 252,	Religa, D.	67, 81, 82, 83, 84, 422
	293, 313	Relja, M.	105, 392
Rakhmatullaeva, G.K.	294, 295	Remenyi, V.	425
Rakic, D.	97	Rémi, J.	200
Rakocevic Stojanovic, V.	219, 221,	Renaud, M.	406, 438
	226, 241	Renaud, S.	277
Rakusa, M.	116, 117, 118,	Renner, C.I.E.	65
	119, 381	Rentzos, M.	219
Ralic, V.	219	Restel, M.	219, 339, 432
Ramadan, N.	207	Revenco, N.	298
Ramalheira, J.	280, 340	Revis, J.	274
Ramalho Fontes, J.	385	Reyes, D.	221
Ramasamy, D.	427	Reymann, S.	140
Ramat, S.	105	Reynolds, M.W.	223
Ramirez, F.	251	Rheims, S.	178
Rampini, P.	71, 392	Riahi, A.	89, 102, 109, 211,
Ramseier, S.	208		317, 328, 350
Ramus, F.	57	Ribeiro, M.	385
Randall, M.	141	Riboldi, G.	134, 423, 424
Rangel, R.	340	Ricard, D.	117
Ranieri, M.	134, 423, 424	Riccardi, L.	129
Ranjeva, J.-P.	123	Riccardi, S.	356
Ransmayr, G.	138	Ricci, E.	242
Rao, F.	393	Ricci, G.	243
Rascol, O.	182, 273, 449	Riccitelli, G.C.	62, 113, 239, 353
Rashed, L.	207	Richard, F.	421
Rashidova, N.S.	384	Richardson, A.M.	226
Rassat, R.	113	Richter, P.S.	230
Rastenyte, D.	148, 225, 319, 353	Ridsdale, L.	179
Rasulova, K.	199, 252	Ridsdale, L.L.	251, 317
Ratti, A.	181, 389	Rieckmann, P.	457
Raunio, M.	320	Rienhoff, O.	189
Rausell, E.	171, 335	Riester, K.	133
Ravaglia, S.	243	Rieu, I.	182, 396
Ravagnani, M.	128	Rijntjes, E.	418
		Rina, C.	432
		Rinchetti, P.	423

Ringelstein, B.E.	72	Rose, C.	107
Rinkel, G.J.E.	271	Rosenstiel, P.V.	133, 400, 436
Río, J.	63, 238	Ross, A.	125
Ripellino, P.	136	Rossetti, A.	48, 347
Ripova, D.	83, 124	Rossi, L.	392
Ristic, A.	350	Rossi, M.	320
Ristić, A.J.	309	Rossi, S.	105, 129
Risvoll, H.	422	Rossini, P.M.	123
Riva, M.	134	Rosso, C.	87
Riva, N.	180, 423, 424	Rossokhin, A.V.	390
Riveira-Rodríguez, C.	440	Rossor, M.N.	157, 374
Rivero Sanz, E.	329	Rozsak, M.	235, 346
Riyahi-Alam, S.	212	Rotaru, L.	85
Rizos, A.	129	Roth, C.	247
Rizzo, F.	134, 423, 424	Rothenbacher, D.	400
Rizzo, V.	196	Rothwell, J.C.	68, 175, 274
Roberts, E.	343	Rotondo, E.	245
Rocca, M.	62, 70, 71, 123, 162, 184, 201, 237, 239, 254, 274, 276, 352, 353, 428	Rotundo, I.L.	130
Roccatagliata, L.	123	Rouaix, N.	107
Rocchi, A.	243	Roubeau, V.	229
Rocchi, L.	182	Rouillard, M.	352
Rocco, A.	127	Rouissi, A.	219, 236, 237, 335, 392
Roceanu, A.M.	322	Roulenq, F.	182
Rocha, A.L.	140	Rousseaux, M.	276, 302
Rocha, H.	140	Roussel, M.	338, 396
Rocha, J.	385	Rovaris, M.	214
Rocha, J.F.	147, 434	Rovira, A.	63, 239, 353
Rocha, J.M.	387	Roxburgh, R.H.	279
Rocha, S.	81, 209, 385	Royes, L.F.F.	381
Rochotte, E.	400	Roze, E.	110, 182
Rodda, J.	124	Rozemuller, A.	91
Rodegher, M.	173, 194, 201, 238, 239, 399	Roznovska, M.	220
Rodionov, R.	178	Rua, A.	109, 317, 392
Rodrigues, A.M.	387	Ruano, L.	140, 253, 389
Rodrigues, C.	423	Ruban, K.	385
Rodrigues, M.	87, 119, 140, 209, 324, 385, 416	Rubinic Majdak, M.	382
Rodríguez, C.	95, 317	Rubio Pérez, L.	326
Rodríguez-Andonaegui, I.	171, 335	Rudick, R.	111
Rodríguez de Antonio, L.	113	Rudkouskaya, T.	304
Rodríguez-Valencia, E.	317	Rudolf, J.	256
Rogas-García, R.	278	Rudolph, J.L.	223
Rogoza, S.V.	296	Rudzki, D.	176
Rohan, Z.	422	Ruehl, M.	320
Rohit, D.	310	Ruffini, F.	413
Rohmann, E.	100	Ruffini, N.	279
Rohrer, S.	203	Ruggeri, P.	218
Rohrmann, S.	253	Ruggerone, S.	215
Roig Arnall, C.	275	Ruggieri, M.	134, 423, 424
Rojek, A.	235, 295	Rugina, S.	104
Rojo Sebastián, A.	326	Ruhrmann, S.	132
Rokszin, A.	319	Ruiz, L.	143
Rola, R.	219, 339	Ruiz, M.	95, 143, 317
Rolón, J.I.	249	Ruiz Piñero, M.	144, 350
Romanenko, V.	109	Rumyantseva, T.A.	399
Romanenko, Y.	109	Rupp, R.	160
Roman-Filip, C.	385	Rushkevich, Y.	105, 390
Romeo, M.	201, 399	Rusina, R.	422
Romera-Tellado, M.	87	Rusňák, I.	355
Romero Acebal, M.	325	Russell, H.	437
Romero, J.	107	Russo, A.	142, 319, 354
Romero, N.B.	69	Russo, M.	196
Rominger, A.	377	Rustad, C.F.	245
Roncaletti, S.	172	Rusu, C.	417
Ronchi, D.	235	Rusu, O.	315
Roostaëi, T.	239, 437	Rusu, S.	381
Ropele, S.	176, 177	Ruzafa Valiente, E.	337
Roriz, J.	389	Ruzicka, E.	59
Rosado, C.	102, 199	Ryabinkina, J.	348
Rosa, M.	106, 392	Ryan, N.S.	67
Rosário Marques, I.	103	Ryazanov, S.	147
Rosas, G.	277	Ryazantseva, A.	212
Rosas, M.J.	149	Ryckewaert, G.	107
		Rydning, S.L.	439
		Ryglewicz, D.	219, 230, 339, 352, 382, 432
		Ryoo, I.W.	192

INDEX

2014

Ryu, S.	432	Salova, E.	182
Ryu, S.G.	350	Salsabeel, E.	85
Ryvlin, P.	77, 178	Salsano, E.	134, 282
S		Salter, A.	427
Sá, J.	112	Saltuari, L.	195
Sá Carneiro, F.	237	Saltyte-Benth, J.	67
Saadatnia, M.	91, 412	Salvadori, E.	246
Sabanagic-Hajric, S.	399	Salvadori, N.	123
Sabater, L.	66	Samadov, F.N.	299
Sabatini, U.	65	Samadzadeh, S.	401, 407
Sabau, M.	316, 385	Samões, R.	62, 131, 140, 325, 437
Sablonnière, B.	107	Samson, Y.	87
Sabre, L.	256	Samuelsson, K.	101
Sacara, V.	390, 407	Sanabria Sanchinel, A.	329
Saccà, F.	427	Sanader, B.	183
Sacconi, S.	242, 405, 406, 407, 408, 409	Sanák, D.	247
Sachdeva, P.	379	San Antonio Arce, V.	178
Sadaghiani, S.	239, 437	Sánchez, J.A.	115
Sadeghian, H.	384	Sánchez-Mendoza, E.	433
Sadikova, G.	313	Sánchez-Menoyo, J.L.	210
Sadiq, W.	393	Sánchez-Nieta, M.D.	215
Sadnicka, A.	68, 274	Sánchez Torreló, C.M.	222
Sadokcha, K.	196	Sand, K.	346
Sadowsky, C.	83	Sand, T.	144
Sadre-Jahani, S.	144	Sandbrink, R.	132
Saengsuwan, J.	257, 378, 380	Sandor, P.S.	142
Saensook, W.	90, 257	Sangalli, D.	385, 389
Saez-Fonseca, A.	124	Sangalli, F.	201, 401
Safouris, A.	382	Sanhaji, S.	300
Sağduyu Kocaman, A.	98	Sanidad, S.P.	379
Sagkriotis, A.	115, 208	Sanjuán Pérez, M.T.	325
Sagnelli, A.	406	Sankar, K.	405
Sahbaz, I.	406, 409	Şanlıoğlu, A.D.	243
Sahieva, L.	298	Şanlısoy, B.	426
Şahin, B.	198	Santafé, M.M.	219
Şahin, E.	111, 330	Santamaria, J.	54, 66, 68, 355, 356
Şahin, E.O.	255	Santambrogio, P.	130
Şahin, H.	212	Santana, I.	81, 123, 196, 422
Sahli-Amor, M.	87	Santangelo, G.	139, 143, 336
Şahović, D.	102	Santangelo, R.	173, 194, 343
Sahraian, M.A.	212, 239, 437	Santarpia, C.	171
Sahuc, P.	423	Santiago, H.B.	81, 123, 422
Saia, V.	335	Santiago-Pérez, S.	195
Saidazizova, Z.D.	299	Santillo, M.	171
Saied, Z.	442	Santorio, M.	220
Saiffee, T.A.	68, 175	Santos, A.	147, 434
Saignavongs, M.	178	Santos, A.F.	119, 385, 387
Sainishvili, N.	208	Santos, C.	226, 342
Saip, S.	255, 441	Santos-Canelles, H.	99
Saito, T.	223, 307	Santos, E.	62, 131, 274, 411
Saiwai, H.	308	Santos Lasaoa, S.	318
Saiz, A.	172, 183	Santos, M.	226
Sajadian, A.	411	Santos, T.	221, 227, 230, 383, 416
Saka, E.	50	Santulli, L.	310
Sakac, S.	97	Sanz-Gallegos, I.	195, 344
Sakka, P.	61, 377	Sapira, V.	246
Sakoda, S.	223, 417	Saponaro-González, Á.	440
Sakovich, R.A.	426	Sappey Marinier, D.	178
Salanga, V.	221	Saraceno, L.	248
Salani, S.	134, 423, 424	Saracli, Ö.	395
Salehbayat, M.	401	Saraiva, P.	103, 417
Salehi, M.J.	239	Saral, S.	441
Salehi Omran, M.	299	Sarasso, E.	65
Salemi, G.	63	Sarchioto, M.	129
Salgado, A.V.	212	Sarda, S.P.	114, 202, 203, 204, 211, 215
Salhi, H.	136	Sargento-Freitas, J.	125
Salih, M.A.M.	410	Sari, H.	251
Salihovic Hajdarevic, D.	381	Sariahmetoglu, H.	249
Salinas Iñigo, E.	325	Sarov, M.	110
Salini, G.	254, 276	Sarro, L.	65, 149, 354
Salmaggi, A.	342	Sasikala, K.	405
Salmon, E.	123	Sass, C.	242
Salort-Campana, E.	438	Sasso d'Elia, T.	142, 349
		Sastre-Garriga, J.	63, 238
		Saubusse, A.	239

Sauerbier, A.	129, 322		
Sava, S.L.	174, 349		175, 421, 425
Savci, S.	224		391, 434
Saveri, P.	406		134
Savic Pavicevic, D.	219, 336		129
Savio, K.	128		226
Savitskaya, N.	248		353
Savoiaro, M.	282		178
Sawaya, R.	71, 328		114
Sax, C.	342		407
Sayan, S.	104, 220, 294, 315		331
Sayat, G.	410		105
Scaglione, C.	175		311
Scalco, R.S.	242, 381		278
Scaffari, A.	176, 177, 262		365, 429
Scarpel, D.	223		48
Scarpini, E.	61, 67, 245, 421, 427		179
Scarzella, L.	128		Seemungal, B.M.
Schäbitz, W.-R.	430		184, 254, 344, 345
Schäfer, J.	76		368
Schäfer-Wlakmann, S.	378		Segù, M.
Schaffert, H.	69		318, 439
Schalke, B.	218, 306		Sehr, T.
Schapira, A.H.V.	73		240, 399, 437
Schattschneider, J.	103		352
Schautzer, F.	176		Seidel, S.
Scheel-Thomsen, J.	141		413
Schellinghouth, D.	235		Seidel, U.K.
Scheltens, P.	61, 67, 73, 261		275, 301, 362
Schembri, A.J.	114		204
Schenck, C.	355		Seiler, M.
Scheperjans, F.	274		175, 425
Scheper, W.	55		101
Schiavetta, A.	69		Sekine, A.
Schiavetti, I.	63		299
Schiavoni, M.C.L.	118		Sekulić, S.
Schiff, H.B.	413		298
Schinke, K.	147		Selçuk Duru, H.N.
Schipper, S.	252		176, 428
Schirinzi, E.	390		Sellebjerg, F.
Schlaak, J.F.	430		92, 212, 230, 231, 246,
Schlechter, J.	362		256, 268, 386
Schlee, W.	302		212, 398, 428
Schlegel, U.	85, 413		439
Schmidt, F.	147		Selmaj, K.
Schmidt, H.H.-J.	277		Selmer, K.K.
Schmidt, R.	61, 87, 168, 175,		Selnes, P.
	421, 425		67
	252, 289		Semedo, C.
Schmitz, B.	281		93, 102, 199, 411
Schmutzhard, E.	276, 337		116
Schnider, A.	171, 327, 328, 329,		Semerdjieva, N.
Schniepp, R.	344, 435		309
	434		Semiz, Ü.B.
Schocke, M.	142, 174, 349, 359		249, 281
Schoenen, J.	61		Şenadim, S.
Scholl, M.	187, 244, 245		86
Schöls, L.	123		Şenard, J.M.
Schonknecht, P.	282		137
Schönland, S.	302		Senel, M.
Schorr, B.	287		202
Schoser, B.G.H.	61		Sener, U.
Schott, J.	261		298, 303, 307, 386
Schott, J.M.	438		Şengül, H.S.
Schottlaender, L.V.	92		317, 392, 393
Schrader, E.C.	363		Şengül, Y.
Schrafl, M.	103, 118		317, 388, 392, 393
Schreuder, T.	345		Şengün, İ.Ş.
Schroth, G.	66		315
Schroth, S.	209, 426		Senol, M.G.
Schubert, P.	178		192
Schulze-Bonhage, A.	345		Seo, K.D.
Schulz-Schaeffer, W.	203		117
Schwager, K.	139, 236		Seok, H.Y.
Schwark, C.	434		93
Schwierin, B.	68, 87, 148,		Sepikhanova, M.
Schwingenschuh, P.			213
			68, 366, 434
			324
			329
			109
			103, 249
			399
			95
			322
			322
			123
			355
			61, 67, 245, 421, 427
			68
			325
			147
			244
			243
			116
			243
			118
			276
			249, 274, 438
			82
			309
			66
			406

INDEX

2014

Seyahi, E.	441	Sidhu, M.	70, 353
Seyfang, L.	275	Sidi, Y.	428
Sfar, M.H.	96, 231, 321, 408, 416, 440	Sidorovich, E.K.	378, 386
Shaafi, S.	110, 415	Siedler, J.	242
Shabalina, A.	348	Sieminski, M.	355
Shabalina, U.S.	386	Sienkiewicz-Jarosz, H.	352, 382, 432
Shabalov, V.	182	Sierra, J.	174
Shahidi, G.A.	106, 396	Sierra-Beltrán, M.	230, 302
Shahsiah, R.	384	Siffert, J.	194, 197
Shakarishvili, R.	253, 330	Sigatullina, M.	311, 335
Shakeri-Nejad, K.	115, 208	Signori1, A.	64
Shakespeare, T.	61, 67	Silaghi, M.	316, 385
Shakiba, M.	203	Silani, V.	180, 181, 385, 389, 415, 423
Shakir, R.	101, 102, 103, 104	Sillaber, C.	388
Shakoori, A.	401, 407	Sills, G.	171
Shakouri Rad, A.	239, 437	Silva, A.M.	62, 131, 240, 274, 340, 423, 437
Shalaby, N.	110	Silva, B.M.	131
Shalaby, N.M.	310	Silva, C.	275
Shalashvili, G.	253	Silva, F.	125, 410
Shalkevich, L.	299, 316	Silva, M.T.	415
Shamalov, N.A.	85	Silva-Pinto, A.	281, 440
Shamansurov, S.	311	Silvani, A.	341, 342
Shames, H.	184	Silvestri, G.	220
Sharan, P.	411	Sima, D.	428
Sharifzadeh, M.	308	Simaniv, T.	216
Sharipova, N.R.	315	Simeonidou, C.	410
Sharka, I.	304	Simi, P.	389
Sharko, A.	316	Simic, S.	97
Sharp, D.	344	Simioni, S.	281
Sharrack, N.	141	Simitsi, A.	241, 321, 408
Shastun, N.	311	Simões, R.	226
Shatri, N.	312	Simón-Talero Horga, M.J.	275
Shaw, P.	56, 389, 390	Simoncini, C.	243, 439
Sheardova, K.	62	Simon, E.	63
Sheerin, U.	128	Simon, J.H.	206
Shefner, J.M.	181	Simon, L.	71
Shehata, H.	110	Simone, C.	134, 423, 424
Sheikh, S.I.	113, 114, 132, 202, 204, 365, 428, 437	Simonetti, G.	341, 342
Shen, Z.	230, 320, 323, 338, 354	Simonin, C.	338
Shengelia, N.	253	Simonsen, C.Z.	193
Shengkai, L.	323	Simos, P.	124, 209
Sherif, C.	342	Simpson, M.	279
Sherwin, P.F.	70	Şimşek Erdem, N.	390
Shi, S.	147	Simsek, T.	329
Shiba, K.	308	Simu, M.	295
Shigemasa, H.	141	Sinanović, O.	197, 200, 215, 402
Shigematsu, Y.	308	Sinay, Ersin	50
Shimidzu, Y.	257	Sindo, K.	222
Shimoyama, R.	407	Singh, S.	145
Shim, S.	322	Singleton, A.	389
Shim, Y.	304	Sinodinos, M.	209
Shin, C.-S.	317	Şirin, B.	298
Shin, H.S.	309	Sirin, H.	126, 183, 308
Shin, J.-H.	82	Siritaratiwat, W.	90, 257, 378
Shin, J.-W.	316, 431	Siroos, B.	203, 407
Shkilnyuk, G.	213	Sisodiya, S.	251
Shon, J.-H.	303	Siva, A.	174, 214, 284, 364, 365, 441, 447, 457
Shon, S.-M.	235	Sivaci, M.	245
Shorb, E.M.	300	Sivakova, N.	315
Short, C.	238	Siwoski, M.-V.	386
Shosha, E.	105, 243	Sixel-Doering, F.	66
Shubina, M.	299, 336	Sjakste, N.	405
Shugaiv, E.	213, 439	Sjakste, T.	405
Shugar, O.	298	Skelina, S.	406
Shulga, O.	225	Skierczyńska, A.	382
Shultz, S.	252	Skodda, S.	85
Shumskas, M.	433	Skoloudik, D.	247
Siafaka, I.	94	Skorić, M.K.	244
Siamashka, V.	196	Skorodumova, A.	319
Šiarnik, P.	331, 355, 402	Skripkina, N.	385
Siatouni, A.	313	Skrobas, U.	213
Siciliano, G.	76, 242, 243, 389, 390, 439	Skryilev, S.	322
Sidhom, Y.	109, 249	Skrzypek, M.	235

Škultéty Szárazová, A.	88	Soylemezoglu, E.	281
Sladkova, V.	201	Söylemezoglu, F.	324
Slawka, S.	212	Soysal, A.	221, 249, 281
Śledź, B.	339	Spacey, S.	405
Slowik, A.	386	Spada, M.	243
Slyusar, T.	246	Spagnoli, D.	276
Smach, M.A.	81, 302, 377	Spagnolo, F.	129, 149, 172, 248, 276
Smajlovic, D.	381	Spasic, M.	340
Small, G.	455	Spatola, M.	411
Smania, N.	129	Spelman, T.	364
Smaoui, S.	110, 381	Sperl, W.	282
Smeets, D.	428	Sperling, B.	114, 115, 206, 212, 399
Smetakova, M.	422	Spiegel, R.	69, 241
Smirne, C.	149	Spieß, K.	344
Smith, A.	279	Spigset, O.	274
Smith, M.	438	Spina, E.	339, 427
Smith, P.	201	Spinelli, E.G.	124, 180, 423, 424
Smith, R.G.	431	Spiri, N.	205
Snow, B.J.	279	Spirina, N.	213
Soares-da-Silva, P.	147, 434	Spirin, N.	205, 213
Soares-Fernandes, J.	385	Spirin, N.N.	207, 399
Soares-Silva, T.	230, 383	Spiroski, M.	223, 409
Sobańska, A.	106	Spitaleri, C.	143, 336
Sobesky, J.	70	Sprenger, T.	63, 95, 96, 97, 98, 99, 100
Sobrido, M.J.	107, 161, 282, 337	Sprigg, N.	125, 362
Soffietti, R.	372	Spulber, G.	64
Sofia, V.	391	Sretenovic, S.	97
Sohn, J.-H.	318	Sridi, H.	302
Sohn, S.-I.	323	Srinivasan, A.	314
Sokić, D.	309	Srisim, K.	257
Sokolov, A.A.	171, 319, 320, 321, 322, 323	Srivastava, A.	228
Sokolova, I.A.	192	Srotova, I.	213, 306, 318
Sokolova, L.	89, 211, 213	Stadelmann, C.	262
Solanky, B.	131, 176	Stadler, K.	246, 386
Solca, F.	389, 415	Stalla-Bourdillon, A.	203
Soldo Koruga, A.	396	Stambolieva, K.	138
Soligo, E.	149	Stamboulis, E.	97, 112, 134, 343
Solla, P.	129, 391	Stamelou, M.	105, 148, 175, 391, 393, 396
Solmaz, V.	128, 434	Stamenov, B.	305
Solodovnikova, I.	325	Stampoulis, E.	112, 219
Solomon, E.A.	324, 386	Stancarcevic, P.	306, 382
Soltanzadeh, A.	98	Stangel, M.	177
Sommer, C.	277, 278, 371, 456	Stanic, A.	97
Somogyvari, F.	407	Stankovic, I.	68, 128, 147, 435
Son, A.	325	Stapf, C.	53
Son, I.	389	Stardeli, T.	216
Sonderen van, A.	386, 418	Starup-Linde, J.	141
Song, B.K.	389	Stassart, R.	116
Song, H.K.	311	Stathopoulos, P.	227
Song, I.-U.	422, 425	Stavroulaki, M.	216
Song, M.H.	377	Stazzone, L.	216
Sonka, K.	331	Stecco, A.	149
Sonkaya, A.R.	437	Steck, A.	277
Sönmezler, A.	85	Stefanatou, M.	219, 311
Sonneville, R.	369	Stefani, M.	134
Sonobe, T.	237	Stefanis, L.	62, 83, 148, 175, 241, 300, 321, 391, 393, 408
Sorbi, S.	246, 261, 337, 338	Stefanou, G.	382
Sørensen, P.S.	51, 176, 238, 240	Stefanova, E.	147, 435
Soricelli, A.	123	Stefanovic-Budimkic, M.	306
Sorman, M.P.	63, 64, 447	Steiner, I.	281, 369
Sorokina, T.A.	305	Steinerman, J.R.	427
Sorro, U.	217	Steiner, T.	127, 174
Sotelo, E.M.	143	Steinhoff, N.	58
Sounga Bandzouzi, P.E.G.	311	Steinman, L.	176
Sourd, L.	407	Stellmes, P.	208
Sousa, A.	329	Stelmasiak, Z.	391
Sousa, F.	274	Stelzer, F.G.	349, 350
Sousa, F.P.	387	Stender, J.	352
Sousa, L.	111	Stendevad, P.	248
Sousa, M.	383	Stenglein-Krapf, G.	377
Sousa, R.	415	Stepanchenko, K.	100
Sousa, S.	311, 381	Stepanova, J.I.	234, 384
Sow, A.D.	311	Stephens, A.	61
Sowa, P.	64		
Soydemir, Ö.	415		

Tamam, Y.	137	Testolin, S.	134
Tamma, F.	129	Teunissen, C.E.	61
Tan, E.	116, 152, 180, 274, 361	Tezcan, G.	106
Tan, H.	323, 354	Tezcan, M.E.	115
Tanabe, Y.	434	Thaweewannakij, T.	378
Tanaka, J.	415	Theaudin, M.	116, 135, 277
Tanaka, K.	308	Theotokis, P.	410
Tanaka, M.	257	Thiel, A.	69
Tanaka, Y.	325	Thijs, V.	126
Tanase, C.	217	Thissen, S.	103
Tanasescu, R.	254, 400	Thomas, A.	129, 353
Tanenbaum, R.	128	Thomas, K.	240, 399, 437
Tang, P.H.	310	Thomassen, L.	346
Tanin, A.L.	234	Thömke, F.	343
Tanridag, O.	62	Thompson, A.	131, 176
Tanriverdi, Z.	195, 296	Thompson, P.	70, 353
Tansini, G.	306	Thomson, A.	223
Tanveer, K.	393	Thornton, R.	178
Tar, L.	349	Thráinsdóttir, S.	301
Taratuto, A.L.	69	Thyrian, R.	378
Tari, D.U.	339	Tiberio, F.	71
Tari, M.	339	Ticozzi, N.	181, 389
Tari, R.	149	Tieppo Fornari, L.H.	349, 350
Taroni, F.	181, 406	Tijssen, M.A.	175
Tarovskaya, A.	225	Tiloca, C.	181, 389
Tasal, A.	86	Timanin, E.M.	395
Tasca, G.	242	Timmermann, L.	269
Tascilar, N.F.	313, 395, 411, 433	Timmerman, V.	282
Taşdemir, M.	404	Timóteo, Á.	209
Tasdemir, S.	88, 228, 412	Tinazzi, M.	129, 175, 435
Tasheva, P.	227	Tinchon, A.	102, 342
Taskapilioglu, O.	206, 387	Tintoré, M.	63
Tatagiba, M.S.	171	Tinuper, P.	311
Tatishvili, N.	330	Tir, M.	338, 396
Tatlidil, I.	100, 378	Tireli, H.	175
Tatouli, I.	440	Tiric Campara, M.	88, 403
Tatsch, K.	70	Tiryaki, A.	314
Tatsi, D.	432	Titova, M.	212, 330, 391, 435
Tavares, A.	201	Titulaer, M.	268
Tavernarakis, A.	94, 110, 313, 383	Tiu, C.	313, 433
Tawfik, K.	93, 196, 198, 225, 251	Tinazli, R.	117
Taylor, J.	279	Todica, O.	301
Taylor, S.	251	Todorova, L.	197
Tedeschi, G.	65, 142, 176, 239, 319, 353, 354	Todorovic, L.	88, 102
Teggi, R.	248	Todorovic, S.	218, 336
Tegos, T.J.	382	Todorov, V.P.	435
Teive, H.A.G.	148, 306	Todua, F.	330, 345
Teixeira, J.	325	Toffa, D.	280
Tejeiro Martínez, J.	326	Tofighy, A.	251
Tejero Juste, C.	318	Togha, M.	98, 100, 144, 349
Tekeli, H.	315	Tohanean, N.	227
Tekeoglu, A.	255	Tojal, R.	209, 318
Tekin Güveli, B.	335, 339	Tokatlioglu, T.	326
Tekturk, P.	250, 394	Tokcaer, A.B.	175
Telarovic, I.	94	Toktaş, Ş.	111
Telarovic, S.	94	Tokuçoglu, F.	105, 214, 218, 393
Teli, M.K.	127	Toldi, J.	349
Temperikidis, P.P.	110	Tolibova, N.	223
Temuçin, Ç.	116, 389	Tolj-Karaula, N.	383
Temudo, T.	237	Tolosa, E.	68, 70, 448
Tench, C.R.	254, 400	Tomas, J.	219
Teo, J.	68	Tomas, M.	219
Teodoro, T.	247, 342, 393	Tomic, A.	110, 354, 435
Terada, S.	434	Tomic, D.	63
Teramoto, S.	180	Tomić, S.	396
Teran, N.	397	Tomiozzo Jr., J.C.	349, 350
Terashima, T.	426	Tomskiy, A.	182
Terecoasa, E.	433	Toncev, G.	214
Tereshchenko, S.	299, 336	Tondelli, M.	134
Terney, D.	248	Tonin, P.	243
Terni, E.	439	Tonon, C.	355
Terzano, M.G.	356	Topaloglu, P.	119
Terzi, Murat	50	Topaloglu Tektürk, P.	312
Tessitore, A.	142, 319, 354	Topalov, N.	116, 435
Testa, D.	415	Topbas, M.	222
		Topcular, B.	394

INDEX

2014

Topcuoglu, M.A.	86, 251	Tuncel, D.	212
Toprak, M.K.	198, 214, 318, 413	Tuncer Kurne, A.	324, 410, 412
Toprak, N.	86	Tur, C.	63
Toribio, E.	143	Turan, Ö.F.	206
Torimitsu, K.	237	Turçâni, P.	88, 331, 355, 402
Török, N.	407, 439	Türe, H.S.	378
Torregrosa Martínez, M.H.	326	Türe, S.	214
Torrente, Y.	69, 71, 276	Türk, M.	138
Torres, C.	338, 412	Türk Börü, Ü.	404
Torres-Vega, E.	66	Türkel, Y.	174
Tortorella, P.	214	Turki, E.	93, 110, 119, 314
Toscana, A.	218, 243, 438	Turki, I.	128, 434
Toshev, J.	84	Türkoğlu, R.	318, 331
Tóth, E.	319, 320, 354	Turner, B.	201
Totsev, N.	305	Turrini, R.	427
Tougourt, M.N.	89, 395, 416	Tuschi, K.	394
Touloumi, O.	139, 410	Tutuncu, M.	441
Toumi, M.	425	Tuychibaeva, N.	310
Toure, K.	311	Tuzun, E.	199, 213, 439
Tournev, I.	282	Tüzün, E.	318, 331
Touzé, E.	327	Tychalas, A.	256, 433
Tozaki-Saitoh, H.	308	Tymchenko, S.	85, 138
Trabajos-García, O.	195, 344	Tyry, T.	427
Tran, J.Q.	133	Tzanetakos, D.	119, 140
Tranchant, C.	182, 406, 438	Tzartos, S.J.	110
Trapolino, D.	143, 336	Tzioufas, A.	440
Traub-Weidinger, T.	388	Tziraki, S.	124
Trauscheid, M.	345	Tzolova, E.	305
Traykov, L.	406	Tzoulis, C.	439
Treglia, M.	425		
Tremont-Lukats, I.W.	341	U	
Trenkwalder, C.	54, 66, 147, 148, 149	Üçeyler, N.	278
Trepet, G.	382	Uchitomi, Y.	434
Treurniet, F.	103	Üçler, S.	94
Trifiro', G.	339	Udd, B.	164, 241, 242, 243
Trifonov, I.	312	Ugdamina, F.R.	387
Trimarchi, M.	248	Uglen, M.	144
Trinka, E.	48, 212, 246, 256, 324, 339, 430	Ugurel, E.	439
		Ugurlu, S.	441
Triquenot-Bagan, A.	125	Uitterlinden, A.	438
Trishina, J.	299	Ulaş, Ü.H.	228, 230
Trofimova, N.V.	378	Ulbricht, D.	100
Trojano, M.	63, 64, 176, 240, 364, 400	Ulivelli, M.	105, 129
		Ulker, M.	380
Trojanowski, T.	391	Ulla, M.	356
Truffert, A.	424	Uluc, K.	86
Truffinet, P.	131, 365	Uludüz Uğurlu, D.	174
Truong, J.	214	Uluğut Erkoyun, H.	323, 328
Trusova, N.	338, 380	Ulusoy, C.	318, 331, 439
Tsao, C.	133	Ulutaş, C.	387
Tschöplová, S.	113	Ulvi, H.	148
Tsiganova, U.E.	399	Un Candan, F.	387
Tsimaratou, K.	398	Ünal, A.	390
Tsimenava, S.	433	Ünal, E.H.	217
Tsiptsios, D.	433	Ünal, H.A.	96
Tsiptsios, I.	256, 433, 435	Ünsal Çakmak, M.A.	298
Tsirka, V.	311	Uria, D.F.	210
Tsironis, T.	256, 433	Uribe, F.	143
Tsiskaridze, A.	253	Urra, X.	159
Tsitsi, P.	256, 433, 435	Usalan, K.	220
Tsigoulis, G.	62, 83, 241, 321, 408	Usluer, S.	199
Tskhvaradze, S.	208	Uşmanova, D.	414
Tsolaki, M.	123	Üstün, D.L.	117
Tsoumani, A.	207	Utton, S.	125, 362
Tsouni, P.	227, 256	Uwaezuoke, T.	125
Tsurko, K.	100, 304	Uyan, Ö.	180
Tsypushkina, T.S.	143, 351	Uyar, T.	312
Tu, J.	71, 348	Uygunoğlu, U.	174, 214, 441
Tu, Q.	71	Uysal, E.	296
Tudor, K.I.	274, 438	Uysal, H.	243, 390
Tüdds, Z.	182, 320	Uysal, Ş.	378
Tufekcioglu, Z.	110	Uzawa, A.	145
Tulek, Z.	211, 398	Uzun, N.	194, 196, 198, 249
Tulyaganova, N.M.	299		
Tumani, H.	202, 400, 410		
Tunca, B.	106		

V			
Vacca, G.	427		
Vacchi, L.	248		
Vadalouka, A.	94		
Vahter, L.	217		
Vaidelytė, B.	148		
Vainstein, A.	427		
Vaitkus, A.	148, 319, 353		
Vaknin Dembinski, A.	180		
Valadas, A.	102, 199, 411		
Valavanis, A.	382		
Valdrez, J.	172		
Valdueza, J.	384		
Vale, J.	108, 340		
Valencia, C.	113, 215, 441		
Valencia Guadalajara, C.	91		
Valenti, R.	246		
Valentino, M.L.	405		
Valkova, M.	305		
Valkovič, P.	355		
Vallat, J.-M.	277, 278		
Valledeoriola, F.	105, 106, 107, 108, 109, 110, 166		
Valle-Arcos, M.D.	113		
Valleix, S.	135		
Valls-Solé, J.	167, 172, 173, 249		
Vallucci, M.	407		
Valsasina, P.	70, 71, 123, 239, 353		
Valzania, F.	134		
Van de Beek, D.	268		
Van Berckel, B.	61		
Van den Bergh, P.	49		
Van den Hout, M.C.G.N.	438		
Van der Flier, W.M.	61		
Van der Hiele, K.	215		
Van der Lee, S.J.	438		
Van Doorn, P.A.	49		
Van Duijn, C.M.	438		
Van Geel, B.M.	236		
Van Hecke, W.	428		
Van Huffel, S.	428		
Van IJcken, W.	438		
Van Ommen, G.B.	438		
Van Rooij, J.	438		
Van Snick, S.	214		
Vanadia, F.	143, 336		
Vanbelle, C.	92		
Vandenheede, M.	214		
Vandermeeren, Y.	118		
Vandi, S.	66, 194, 356		
Vanier, M.T.	434		
Vanoli, E.G.	352		
Vanta, O.M.	227		
Vanzin, L.	223		
Varanda, S.	119, 340, 385, 387		
Vardarli, E.	326		
Varga, E.T.	194, 195, 196, 197, 198, 237		
Varga, I.	388		
Varisco, P.-A.	227		
Varkey, B.	314		
Varma, R.K.	312		
Varoğlu, A.	107		
Varol, A.	313		
Varol, S.	86		
Vasconcelos, C.F.	402		
Vasenina, E.	82, 338, 380		
Vasilenko, A.	315		
Vasilieva, L.	299, 336		
Vasiliki, C.G.	124		
Vaskelyte, L.	349		
Vasko, P.	231		
Vašků, A.	402		
Vasquez, A.	216		
Vass, A.	102		
Vastik, M.	108		
Vatankhah, B.	103		
Vavla, M.	223		
Vaz, R.	149		
Vecchio, D.	201, 202, 203, 204, 205, 206, 207, 208, 209, 210, 211, 212, 213, 214, 215, 216, 400		
Vecchio, E.	174, 349		
Vecchio, F.	123		
Vécsei, L.	317, 318, 319, 320, 349, 354, 407, 439		
Vega, J.A.	81		
Veiby, G.	274, 280		
Veiga, A.	209		
Veillard, D.	365		
Veira, C.	253		
Vekrellis, K.	148		
Velasco, R.	172		
Velázquez Benito, A.	318		
Velázquez Pérez, J.M.	356		
Velcheva, I.	85, 137, 138		
Veldandi, U.K.	111		
Velikova, S.	172, 248		
Velioglu, S.K.	314		
Velting, D.	83, 84		
Veltink, P.	160, 222, 223, 224, 225		
Velugina, V.	100		
Vélyvytė-Sedienė, S.	353		
Vér, C.	225		
Verde, F.	181, 389		
Verdun di Cantogno, E.	403		
Vergallo, A.	435		
Verheul, F.	364		
Veria, V.	176		
Vérin, M.	182		
Verkkoniemi-Ahola, A.	133		
Vermersch, P.	211, 215		
Verschuuren-Bemelmans, C.C.	438		
Verulashvili, I.	388		
Ververaki, S.	94		
Veslinovic, N.	350		
Vesnaver, T.V.	410		
Vestergaard, P.	141		
Vestri, A.	223		
Vetrano, I.G.	276		
Veverka, T.	247, 320		
Veytsman, B.	142		
Vgontzas, A.	124		
Vialler, F.	182		
Viana, P.	342, 394		
Viana-Baptista, M.	379		
Viaro, F.	275		
Vichayanrat, E.	279		
Vicini-Chilovi, B.	352		
Vidailhet, M.J.D.	366		
Vidal Díaz, M.B.	326		
Vidal-Jordana, A.	63, 238		
Videira, T.	221		
Vidovic, M.	200, 215, 402		
Viganò, A.	142		
Viglietta, V.	112, 113, 132, 202, 203, 204, 211, 398, 428, 437		
Vignatelli, L.	355		
Viksna, Z.	100		
Vilaça, A.	324		
Vila-Chã, N.	109, 392, 394		
Vilaseca, I.	66		
Villa, C.	67, 245		
Villanueva Osorio, J.A.	356		
Vincent, A.	274		
Visser, L.H.	215		
Visser, P.J.	123		
Vissing, J.	242, 253		
Vitale, C.	129, 139		

INDEX

2014

Vitali, F.	343	Wang, Y.T.	319, 323
Vitello, N.	356	Warchol-Celinska, E.	81
Vitetta, F.	63	Wardi, R.	365
Vityutneva, A.	299, 336	Warnke, C.	177, 403
Vivian, G.	322	Waters, P.	274
Vladetić, M.	396	Wattanapan, P.	257
Vlaski-Jekik, S.	219	Wattjes, M.P.	177
Vlcek, K.	62	Weber, C.	117, 342, 388
Vlckova, E.	213, 318	Weber, J.R.	145, 146, 288
Vles, H.	252	Weber, R.	321
Vo, K.H.	216	Weber, T.	177
Vodicka, R.	108	Wedding, I.M.	439
Vodopic, S.	211, 388	Wee, A.S.	228
Vodusek, D.B.	190, 279	Wegner, F.	177, 431
Vogiatzi, E.	124	Weimar, C.	275, 362
Voilley, N.	169	Weinberger, J.-P.	413
Voiticovschi-Iosob, C.	351	Weisstanner, C.	102
Vojinovic, D.	218, 336, 438	Wekerle, H.	157
Vojinovic, S.	209	Weller, B.	400
Vojnovic, V.	382	Wenne, B.	365
Vojvodić, N.	309	Wenning, G.K.	158, 434
Vollmar, C.	200, 353	Werhahn, K.	251
Vollmer, T.	437	Werner, U.	175
Volonté, M.A.	65, 129, 149, 172, 248	Wey, P.F.	113, 117
Volpe-Gillot, L.	421	Whatmore, J.L.	341
Volpi, L.	242, 243	Wheeler-Kingshott, C.	131, 176
Volsek, M.	301	White, J.T.	429
Von Geldern, G.	177	Whitfield, T.	124
Von Oertzen, J.	48, 77, 280, 430	Wicking, M.	301
Von Oertzen, T.J.	280	Wieland, T.	244
Von Samson-Himmelstjerna, F.C.	70	Wiendl, H.	240, 346, 364, 400, 430
Vorgerd, M.	242	Wiertlewki, S.	365
Vorlová, T.	331	Wiertlewski, S.	239
Vorobyeva, A.	216	Wiest, R.	102, 253
Vorobyev, S.	379, 421	Wietek, S.	364
Vos, P.E.	75	Wild, I.	251
Vosko, M.	138	Wilder-Smith, E.	69, 164
Voskou, P.	380	Willemsen, M.	188, 391, 392, 393, 394, 395, 396, 397
Voumvoorakis, K.	83, 241, 321, 408	Williams, N.	145
Vrachnou, E.	94	Wiltfang, J.	123
Vranjes, D.	183	Winhard, M.	212
Vrtel, R.	108	Winkelmann, J.	355
Vujšić, S.	211, 388	Winston, G.P.	70
Vujkovic, Z.	296	Wipfler, P.	212
Vujnić, M.	219	Wirtz, P.W.	103
Vukasinovic, N.	195, 220, 382	Witkowski, G.	219, 352, 382
Vuletic, V.	382	Wittwe, B.	71
Vulliemoz, S.	178	Wlasich, E.	377
Vural, A.	389, 441	Wöber-Bingöl, Ç.	174
Vural, B.	318, 439	Wöber, C.	174
Vyhnanek, M.	62, 204	Woermann, F.	430
W		Wohlfahrt, J.	253
Waddington-Cruz, M.	277	Wohlleber, F.	103
Wagner, G.	174	Wöhrrer, A.	387
Wagner, R.	326, 388	Wojewoda-Właż, A.	213
Wahbi, K.	287	Wokke, J.	324, 325, 326
Waje-Andreassen, U.	346	Wolf, C.	403
Wakelin, A.	242	Wolf, E.	434
Wakil, S.	243	Wolf-Ostermann, K.	65, 378
Waldemar, G.	274, 373	Wolff, A.A.	181
Walecki, J.	382	Wolffram, K.	413
Walhovd, K.B.	64	Wolinsky, J.S.	131, 365
Waliszewska-Prosół, M.	229	Wolna, P.	115, 133
Walker, E.	279	Woo, S.M.	231
Walker, M.C.	178	Wood, N.	128
Walker, Z.	70, 124, 353	Woodhall, M.	274
Wall, A.	61	Woodhouse, L.	125, 362
Wallgren-Petterson, C.	69	Woynar, S.	182
Wallon, D.	125	Wrede, A.	431
Wang, L.	71, 348	Wright, D.	252
Wang, P.	240	Wu, C.X.	323, 354
Wang, R.	279	Wu, J.	431
Wang, S.	251	Wu, M.	137
Wang, Y.	431, 433	Wu, R.	137, 230, 320, 323, 338, 354

Wu, T.Y.	279	Yger, M.	87
Wu, X.	346, 431, 433	Yiannakas, M.C.	131
Wuehr, M.	344, 435	Yigiter, R.	396
Wymer, J.P.	197	Yildirim, Z.	221
X		Yildiz, Ö.	431
Khaxho, S.	88	Yıldırım, A.	196, 198
Xia, L.	304	Yıldırım, N.	307
Xiao, G.	320	Yıldırım, Ş.	318, 404
Xiao, Y.	137, 354	Yıldız, A.	86
Xing, Y.	346, 433	Yılmaz, A.	95, 116, 255, 312
Xinxo, S.	193	Yılmaz, D.	198
Xiromerisiou, G.	256, 435	Yılmaz, E.E.	99
Xu, L.	133	Yogev-Seligmann, G.	377
Y		Yogo, Y.	101
Yabalak, A.	394	Yokoo, H.	325, 341
Yadav Bhatia, S.S.	336	Yokota, K.	307, 308
Yaghini, J.	91	Yokota, O.	434
Yaghoobi, M.	203	Yoldaş, T.K.	85, 96, 198, 216, 303, 315, 318, 388
Yagız, O.	194, 196, 249	Yonan, C.	223
Yahara, O.	394	Yoo, S.	394
Yaka, E.	86	Yoo, B.G.	99, 294
Yakhno, N.	329	Yoon, B.	192
Yakovlev, A.	299	Yoon, B.-A.	305
Yakubova, M.M.	294, 295, 384	Yoon, B.-N.	216, 424
Yakushina, T.	208	Yoon, D.Y.	316
Yalçın, A.D.	228, 325	Yoon, M.-S.	135, 136
Yalcinkaya, C.	441	Yoshida, K.	394
Yalçinkaya, N.	318	Yoshikawa, K.	257
Yalinay Dikmen, P.	98	Yoshimoto, Y.	341
Yamaguchi, H.	417	Yoshiyama, Y.	145
Yamakawa, I.	426	You, X.	114, 206, 212
Yamamoto, N.	257	Younes, M.	231
Yaman, M.	250	Younes, S.	96, 231, 321, 408, 416, 440
Yamashita, T.	180	Young, C.A.	65, 254
Yamazaki, K.	351	Yousif, N.	184
Yamazaki, T.	378	Yousry, T.	132
Yan, G.	323	Yuan, H.	428
Yanar, T.	316	Yücel, S.	317, 388, 392, 393
Yang, E.J.	389	Yüceyar, A.N.	183, 217
Yang, F.	71, 348	Yukitake, M.	308, 415
Yang, J.-C.	207	Yüksel, B.	249, 251
Yang, J.-K.	323	Yulbarsov, O.	197
Yang, M.	63, 112, 113, 132, 203, 204, 428	Yunusov, F.	91, 296
Yang, S.	431	Yurtdas, M.	303
Yang, Y.S.	425	Z	
Yannis, G.	62, 300, 337	Zabrodzets, G.	105
Yapici, Z.	250, 312, 394	Zacharof, A.K.	418
Yarka, Ö.	387	Zachau, A.	101
Yaşar, E.	256	Zadorozhna, B.	384
Yasar, H.	88, 228	Zadro, I.	112
Yassin, N.	94, 236	Zafeiropoulou, E.N.	216
Yasuda, T.	296	Zaganas, I.	124
Yavli, F.	330	Zagar, M.	183
Yavorska, N.	250	Zagnoli, F.	365
Yavorskaya, V.	90, 300, 307	Zagrajek, M.	231, 433
Yayla, V.	86, 95, 246, 383, 387, 433	Zahednasab, H.	203
Yazaki, M.	415	Zahr, N.	107
Yazdani, S.	143	Zahra, A.	310
Yazici Akkas, S.	400	Zakaryan, A.	192
Ydens, E.	282	Zakharova, M.	216
Yei, Y.C.	295, 417	Zakharova, M.N.	390
Yeldan, I.	255	Zaletel, M.	331, 397
Yener Cakmak, O.	90	Zalyalova, Z.A.	391
Yener, Görsev	361	Zamboni, M.	421
Yeni, N.	178, 179, 340	Zambrano, J.	216
Yesilot, N.	86	Zamecnik, J.	231
Yetim, E.	251, 324	Zamergrad, M.	253, 327, 329
Yetkinel, S.	99, 100	Zampa, V.	243
Yetkin-Ozden, S.	318	Zanardo, A.	223
Yfanti, P.	313	Zanchin, G.	96, 143
		Zanetta, C.	423
		Zangen, A.	172, 248, 276

INDEX

2014

Zantour, B.	231	Zhukova, I.	330, 391, 396, 435
Zaouali, J.	89, 102, 109, 211, 317, 328, 350, 403, 416	Zhukova, N.	330, 391, 396, 435
Zapletalova, J.	201, 247	Zidverc Trajkovic, J.	97, 350
Zapletalova, O.	220	Ziegler, E.	352
Zappia, M.	129, 391, 434	Ziemssen, T.	183, 240, 399, 400, 427, 437
Zara, F.	311	Zijdwind, J.M.	103
Zardonì, M.	394	Zikou, L.	110, 383
Zarifoglu, M.	106, 180, 387	Zimon, M.	282
Zaro Weber, O.	70	Ziropadja, L.	147
Zasler, N.D.	65	Zis, P.	94, 110, 313, 383
Zavalishin, I.	248	Zivadinov, R.	427, 451
Zecca, C.	113	Zivkovic, M.	195, 220, 382
Zeqiraj, K.	312	Zoi, P.	61, 377
Zerbs, A.	256	Zolotoverkh, A.	257
Zermansky, A.	441	Zolotoverkh, L.	257
Zesch, H.-E.	174	Zombola, C.	391
Zétola, V.F.	306	Zompola, C.	241, 321, 408
Zeydan, B.	312, 441	Zorbas, G.	83
Zeynali Kahaki, Z.	384	Zorlu, Y.	217, 256, 298, 303, 307, 386
Zhang, A.	63, 113, 204, 240, 364	Zouari, M.	146, 148, 217, 299, 324, 425
Zhang, D.	324	Zouvelou, V.	144, 219
Zhang, G.	320	Zsiros, V.	407, 439
Zhang, H.	346, 354, 431, 433	Zu Eulenburg, P.	184, 320
Zhang, L.	127	Zubair, Y.A.	125
Zhang, R.	112, 113, 132, 202, 398, 428, 437	Zuber, M.	229
Zhang, T.	230, 320	Zubler, C.	345
Zhang, Y.	403, 437	Züchner, S.	244
Zheng, H.	133, 319, 323	Zufferey, V.	70
Zheng, P.	71, 252	Zukic, S.	197, 402
Zheng, W.B.	319, 323, 354	Žvan, B.	331
Zhong, L.	114	Zyss, J.	229
Zhu, Y.	365, 429		

NOTES

2014